Appendix H
Groundwater Sample Collection Records

AECOM

Well ID: L-1 (10-15)

Low Flow Ground Water Sample Collection Record

Client: WCFFF Date: 8/14/19 Time: Start 1348 am/pm
Project No: 60595649 Finish 1500 am/pm
Site Location: WCFFF
Weather Conds: Sunny, hot Collector(s): C. Suddeth

1. WATER LEVEL DATA: (measured from Top of Casing)

a. Total Well Length 15 c. Length of Water Column _____ (a-b)

Casing Diameter/Material 2.0 in steel

b. Water Table Depth 7 d. Calculated System Volume (see back) _____

2. WELL PURGE DATA

a. Purge Method: Submersible Pump

b. Acceptance Criteria defined (see workplan)

- Temperature	3%	-D.O.	10%
- pH	± 1.0 unit	- ORP	± 10mV
- Sp. Cond.	3%	- Drawdown	< 0.3'

c. Field Testing Equipment used: Make Model Serial Number

Time (24hr)	Volume Removed (Liters)	Temp. (°C)	pH	Spec. Cond. (µS/cm)	DO (mg/L)	ORP (mV)	Turbidity (NTU)	Flow Rate (ml/min)	Drawdown (feet)	Color/Odor
start 1348	0	34.7	6.85	246	5.32	145.2	25.24			
1434	0	25.5	6.93	192	6.22	149.4	294.7			
1440		21.4	5.31	94	3.42	192.0	392.1			
1445		20.3	5.18	80	2.85	198.0	99.92			
1450		19.8	5.25	73	2.60	194.9	53.21			
1455		19.4	5.26	69	2.54	199.1	47.7			

d. Acceptance criteria pass/fail

	Yes	No	N/A
Has required volume been removed	☑	☐	☐
Has required turbidity been reached	☐	☐	☑
Have parameters stabilized	☑	☐	☐

If no or N/A - Explain below.

(continued on back)

3. SAMPLE COLLECTION: Method: Submersible Pump

Sample ID	Container Type	No. of Containers	Preservation	Analysis Req.	Time
L-1 (10-15)	40 ml	3	HCL	CVOCs	1500

Comments _____

Signature Charles K Suddeth Date 8/14/19

AECOM

Well ID: L-1(28-33)

Low Flow Ground Water Sample Collection Record

Client: WCFFF Date: 8/14/19 Time: Start 1542 am/pm
Project No: 60595649 Finish 1612 am/pm
Site Location: WCFFF
Weather Conds: Sunny, hot Collector(s): C. Suddeth

1. WATER LEVEL DATA: (measured from Top of Casing)

a. Total Well Length _____ c. Length of Water Column _____ (a-b)

Casing Diameter/Material: 2.0 in. steel

b. Water Table Depth _____ d. Calculated System Volume (see back) _____

2. WELL PURGE DATA

a. Purge Method: Submersible Pump

b. Acceptance Criteria defined (see workplan)

- Temperature	3%	-D.O.	10%
- pH	± 1.0 unit	- ORP	± 10mV
- Sp. Cond.	3%	- Drawdown	< 0.3'

c. Field Testing Equipment used: Make Model Serial Number

Time (24hr)	Volume Removed (Liters)	Temp. (°C)	pH	Spec. Cond. (µS/cm)	DO (mg/L)	ORP (mV)	Turbidity (NTU)	Flow Rate (ml/min)	Drawdown (feet)	Color/Odor
1542	0	28.5	5.86	253	0.04	-56.4	>1000			
1545		27.6	5.80	251	0.05	-68.9	165.8			
1550		25.9	5.85	258	0.04	-85.5	272.7			
1555		24.1	5.97	255	0.08	-87.0	754.6			
1600		23.0	5.97	253	0.08	-86.1	903.5			
1605		23.0	6.09	249	1.05	-61.6	710.9			
1610		22.5	6.09	248	0.63	-54.5	746.5			

d. Acceptance criteria pass/fail

	Yes	No	N/A
Has required volume been removed	☑	☐	☐
Has required turbidity been reached	☐	☐	☑
Have parameters stabilized	☑	☐	☐

If no or N/A - Explain below.

(continued on back)

3. SAMPLE COLLECTION: Method: Submersible Pump

Sample ID	Container Type	No. of Containers	Preservation	Analysis Req.	Time
L-1(28-33)	40 ml	3	HCL	CVOCs	1612

Comments _____

Signature Charles K Suddeth Date 8/14/19

AECOM

Well ID: L-1 (48-53)

Low Flow Ground Water Sample Collection Record

Client: WCFFF Date: 8/14/19 Time: Start 1710 am/pm
Project No: 60595649 Finish 1802 am/pm
Site Location: WCFFF
Weather Conds: sunny, hot Collector(s): C. Suddeth

1. WATER LEVEL DATA: (measured from Top of Casing)

a. Total Well Length _____ c. Length of Water Column _____ (a-b)

Casing Diameter/Material 2 in steel

b. Water Table Depth _____ d. Calculated System Volume (see back) _____

2. WELL PURGE DATA

a. Purge Method: Submersible Pump

b. Acceptance Criteria defined (see workplan)

- Temperature	3%	-D.O.	10%
- pH	± 1.0 unit	- ORP	± 10mV
- Sp. Cond.	3%	- Drawdown	< 0.3'

c. Field Testing Equipment used: Make Model Serial Number

Time (24hr)	Volume Removed (Liters)	Temp. (°C)	pH	Spec. Cond. (µS/cm)	DO (mg/L)	ORP (mV)	Turbidity (NTU)	Flow Rate (ml/min)	Drawdown (feet)	Color/Odor
1710	0	31.0	6.38	230	3.43	-14.7	985.3			
1715		27.7	5.96	227	3.81	24.8	407.6			
1720		27.2	6.16	226	3.45	15.5	236.0			
1725		26.1	6.08	164	2.41	33.2	677.8			
1730		26.9	6.13	125	1.79	42.5	445.4			
1735		25.8	5.66	72	43	99.3	516.5			
1740		25.1	5.43	59	22	118.7	736.1			

d. Acceptance criteria pass/fail

	Yes	No	N/A
Has required volume been removed	☑	☐	☐
Has required turbidity been reached	☐	☐	☑
Have parameters stabilized	☑	☐	☐

If no or N/A - Explain below.

(continued on back)

3. SAMPLE COLLECTION: Method: Submersible Pump

Sample ID	Container Type	No. of Containers	Preservation	Analysis Req.	Time
L-1 (48-53)	40ml	3	HCL	CVOCs	1802

Comments

Signature Charles K Suddeth Date 8/14/19

L-1 (48-53)

Purge Volume Calculation

AECOM

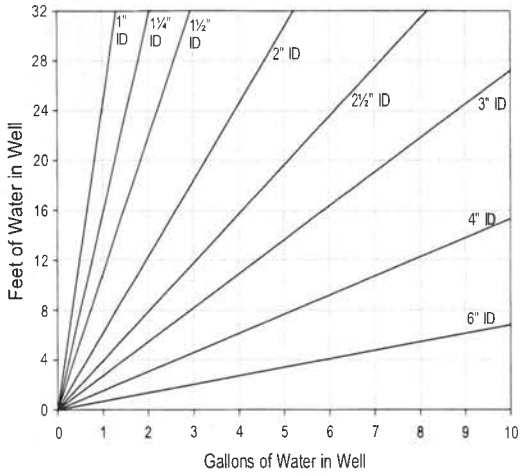

Volume / Linear Ft. of Pipe		
ID (in)	Gallon	Liter
0.25	0.0025	0.0097
0.375	0.0057	0.0217
0.5	0.0102	0.0386
0.75	0.0229	0.0869
1	0.0408	0.1544
1.25	0.0637	0.2413
1.5	0.0918	0.3475
2	0.1632	0.6178
2.5	0.2550	0.9653
3	0.3672	1.3900
4	0.6528	2.4711
6	1.4688	5.5600

(continued from front)

Time (24 hr)	Volume Removed (Liters)	Temp (°C)	pH	Spec. Cond. (µS/cm)	DO (mg/L)	ORP (mV)	Turbidity (NTU)	Flow Rate (ml/min)	Drawdown (ft)	Color/Odor
1745		23.0	5.43	107	12.17	88.3	724.4			
1750		23.1	5.83	134	2.08	57.5	725.4			
1755		22.5	5.78	112	1.65	71.0	775.0			
1800		22.10	5.68	95	1.31	85.5	562.3			

AECOM

Well ID: L-1 (63-68)

Low Flow Ground Water Sample Collection Record

Client: WCFFF Date: 8/15/19 Time: Start 0923 am/pm
Project No: 60595649 Finish 1000 am/pm
Site Location: WCFFF
Weather Conds: Cloudy, warm Collector(s): C. Sudderth

1. WATER LEVEL DATA: (measured from Top of Casing)

a. Total Well Length 68' c. Length of Water Column _____ (a-b)

Casing Diameter/Material 2" Steel Temporary Screen/Casing

b. Water Table Depth _____ d. Calculated System Volume (see back) _____

2. WELL PURGE DATA

a. Purge Method: Submersible Pump

b. Acceptance Criteria defined (see workplan)

- Temperature	3%	-D.O.	10%
- pH	± 1.0 unit	- ORP	± 10mV
- Sp. Cond.	3%	- Drawdown	< 0.3'

c. Field Testing Equipment used: Make Model Serial Number

Time (24hr)	Volume Removed (Liters)	Temp. (°C)	pH	Spec. Cond. (µS/cm)	DO (mg/L)	ORP (mV)	Turbidity (NTU)	Flow Rate (ml/min)	Drawdown (feet)	Color/Odor
0923	0	26.2	6.81	116	1.94	18.7	>1000	5gal/6.42min		
0925		26.6	6.12	170	2.84	75.2	27.65			
0930		25.7	6.34	194	4.23	36.8	1,052			
0935		24.9	6.40	198	4.73	18.5	1,065			
0940		24.8	6.53	206	4.52	-1.8	686.9			
0945		24.7	6.57	206	3.51	-10.5				
0948	Pumped Dry									

d. Acceptance criteria pass/fail

	Yes	No	N/A
Has required volume been removed	☑	☐	☐
Has required turbidity been reached	☐	☐	☑
Have parameters stabilized	☑	☐	☐

If no or N/A - Explain below.

(continued on back)

3. SAMPLE COLLECTION: Method: Submersible Pump

Sample ID	Container Type	No. of Containers	Preservation	Analysis Req.	Time
L-1 (63-68)	40ml	3	HCL	CVOC	1000

Comments _____

Signature Charles K Sudderth Date 8/15/19

L-1 (63-68)

Purge Volume Calculation

AECOM

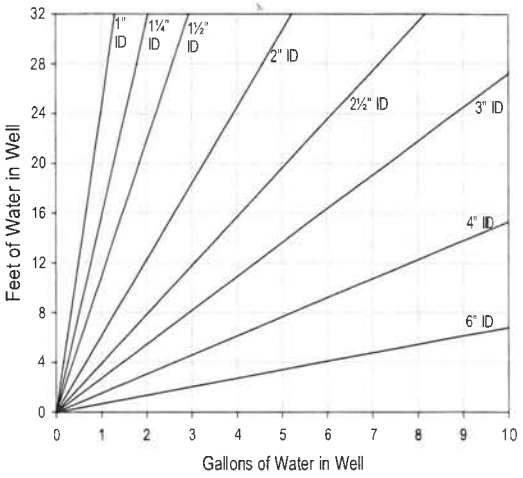

Volume / Linear Ft. of Pipe		
ID (in)	Gallon	Liter
0.25	0.0025	0.0097
0.375	0.0057	0.0217
0.5	0.0102	0.0386
0.75	0.0229	0.0869
1	0.0408	0.1544
1.25	0.0637	0.2413
1.5	0.0918	0.3475
2	0.1632	0.6178
2.5	0.2550	0.9653
3	0.3672	1.3900
4	0.6528	2.4711
6	1.4688	5.5600

(continued from front)

Time (24 hr)	Volume Removed (Liters)	Temp (°C)	pH	Spec. Cond. (µS/cm)	DO (mg/L)	ORP (mV)	Turbidity (NTU)	Flow Rate (ml/min)	Drawdown (ft)	Color/Odor
Start	Pump	at	0953							
0955		24.5	6.64	143	2.43	7.07	393			
0956	Pumped	Dry								
1000	Collect	Sample								

AECOM

Well ID: L-1 (78-83)

Low Flow Ground Water Sample Collection Record

Client: WCFFF Date: 8/15/19 Time: Start 1130 am/pm
Project No: 60595649 Finish 1205 am/pm
Site Location: WCFFF
Weather Conds: Cloudy, warm Collector(s): C. Suddeth

1. WATER LEVEL DATA: (measured from Top of Casing)

a. Total Well Length _____ c. Length of Water Column _____ (a-b)

Casing Diameter/Material: 2.0 in. Steel

b. Water Table Depth _____ d. Calculated System Volume (see back) _____

2. WELL PURGE DATA

a. Purge Method: Submersible Pump

b. Acceptance Criteria defined (see workplan)

- Temperature	3%	-D.O.	10%
- pH	± 1.0 unit	- ORP	± 10mV
- Sp. Cond.	3%	- Drawdown	< 0.3'

c. Field Testing Equipment used: Make Model Serial Number

Time (24hr)	Volume Removed (Liters)	Temp. (°C)	pH	Spec. Cond. (µS/cm)	DO (mg/L)	ORP (mV)	Turbidity (NTU)	Flow Rate (ml/min)	Drawdown (feet)	Color/Odor
1130	0	27.5	6.93	229	4.07	58.2	548.9			
1135		30.0	6.76	227	0.73	-24.4	1,100			
1140		29.8	6.73	230	1.77	-17.3	565.8			
1145		29.2	6.67	230	2.02	-11.3	401.3			
1150		28.8	6.65	231	2.19	-10.9	457.0			
1155		28.5	6.67	232	2.28	-10.9	517.7			
1200		28.2	6.68	233	2.49	-9.1	505.4			

(continued on back)

d. Acceptance criteria pass/fail

	Yes	No	N/A
Has required volume been removed	☑	☐	☐
Has required turbidity been reached	☐	☐	☑
Have parameters stabilized	☑	☐	☐

If no or N/A - Explain below.

3. SAMPLE COLLECTION: Method: Submersible Pump

Sample ID	Container Type	No. of Containers	Preservation	Analysis Req.	Time
L-1(78-83)	40 ml	3	HCL	CVOC	1205

Comments _____

Signature Charles K Suddeth Date 8/15/19

Well/Piezo ID: L-8 (8-13')

AECOM

Ground Water Sample Collection Record

Client: WCFFF
Project No: 60595649
Site Location: Hopkins, SC
Weather Conds: Partly Cloudy
Collector(s): Jeremy Grant
Date: 8/20/19
Time: Start 4:02 am/pm
Finish 4:37 am/pm

WATER LEVEL DATA: (measured from Top of Casing)

Well ☐ Piezometer ☒

a. Total Well Length 13'
b. Water Table Depth _____
c. Casing Material SS
d. Casing Diameter 2"
e. Length of Water Column _____ (a-b)
f. Calculated Well Volume (see back) _____

WELL PURGING DATA

a. Purge Method Submersible pump

b. Acceptance Criteria defined (from workplan)
- Minimum Required Purge Volume (@ _____ well volumes) _____
- Maximum Allowable Turbidity — NTUs
- Stabilization of parameters 3 %

c. Field Testing Equipment Used:

	Make	Model	Serial Number
	YSI	Professional Plus	17L103732
	HF Sci.	MicroTPW 20000	20150345

d. Field Testing Equipment Calibration Documentation Found in Field Notebook # _____ Page #_____

Time	Volume Removed (gal)	T° (C/F)	pH	Spec. Cond (umhos)	Turbidity (NTUs)	DO	Color	Odor	Other
4:02	Initial	32.9	6.37	0.340	109.6	0.08	Lt br.		
4:07	1	33.4	6.163	0.352	53.02	0.04	Lt. br.		
4:12	2	33.4	6.164	0.252	13.90	0.12	Lt br		
4:17	3	33.2	6.167	0.249	853.7	0.19	Lt br		
4:22	4	32.8	6.168	0.246	1100 (?)	0.59	Lt br		
4:27	5	32.3	6.171	0.243	1100 (?)	0.91	Lt br		
4:32	6	31.8	6.167	0.242	1100 (?)	1.03	Lt br		
4:37	7	31.5	6.164	0.241	976.9	1.04	Lt. br		

e. Acceptance criteria pass/fail

	Yes	No	N/A
Has required volume been removed	☑	☐	☐
Has required turbidity been reached	☐	☐	☑
Have parameters stabilized	☑	☐	☐

If no or N/A - Explain below.

SAMPLE COLLECTION: Method: _____

Sample ID	Container Type	No. of Containers	Preservation	Analysis	Time
L-8 (8-13')	VOA	3	HCl	CVOC	4:40
L-8 (8-13')	Plastic	1	—	NO_3, Fl	4:40

Comments _____

Signature Jeremy Grant Date 8/20/19

Well/Piezo ID: L-8 17-22'

AECOM

Ground Water Sample Collection Record

Client: WCFFF
Project No: 60595649
Site Location: Hopkins, SC
Weather Conds: Clear, Warm
Collector(s): Jeremy Grant
Date: 8/21/19
Time: Start 0823 am/pm
Finish 0940 am/pm

WATER LEVEL DATA: (measured from Top of Casing)

Well ☐ Piezometer ☒

a. Total Well Length 22
b. Water Table Depth _____
c. Casing Material SCS
d. Casing Diameter 2"
e. Length of Water Column _____ (a-b)
f. Calculated Well Volume (see back) _____

WELL PURGING DATA

a. Purge Method Submersible pump

b. Acceptance Criteria defined (from workplan)
- Minimum Required Purge Volume (@ _____ well volumes) _____
- Maximum Allowable Turbidity — NTUs
- Stabilization of parameters 3 %

c. Field Testing Equipment Used:

	Make	Model	Serial Number
	YSI	Professional Plus	17L103732
	HF Sci.	MicroTPW	20150345 1

d. Field Testing Equipment Calibration Documentation Found in Field Notebook # _____ Page # _____

Time	Volume Removed (gal)	T° (C/F)	pH	Spec. Cond (umhos)	Turbidity (NTUs)	DO	Color	Odor	Other
0823	Initial	21.7	6.33	0.222	<1000	0.12	Gray		
0828	1	21.7	6.43	0.218	17.2 (?)	0.10	Lt Gray		
0833	2	22.2	6.42	0.220	615.6	0.11	Very lt		
0838	3	22.3	6.45	0.222	870.4	0.13	Very lt		
0843	4	22.2	6.49	0.225	<1000	0.63	Very lt		
* 0920	5	24.5	6.40	0.211	939.3	2.51	Very lt		
0926	6	22.2	5.74	0.233	<1000	0.14	Lt gray		
0931	7	21.8	5.67	0.233	<1000	0.33	Lt gray		
0940	8	22.0	5.68	0.231	<1000	0.36	Lt gray		

* Initial after recharge

e. Acceptance criteria pass/fail

	Yes	No	N/A
Has required volume been removed	☒	☐	☐
Has required turbidity been reached	☐	☐	☒
Have parameters stabilized	☒	☐	☐

If no or N/A - Explain below.

SAMPLE COLLECTION: Method: _____

Sample ID	Container Type	No. of Containers	Preservation	Analysis	Time
L-8 17-22'	VOAs	3	HCl	CVOC	0940
L-8 17-22'	Plastic	1	—	NO3, Fl	0940

Comments: Ran dry @ 0847. Allowed to recharge until 9:05. Very little water. Deflated packer to pull up the rods to expose more screen.

Signature: _____ Date: 08/21/19

Well/Piezo ID: L-8 (25-30')

AECOM

Ground Water Sample Collection Record

Client: WCFFF
Project No: 60595649
Site Location: Hopkins, SC
Weather Conds: Warm, muggy
Collector(s): Jeremy Grant
Date: 8/21/19
Time: Start _____ am/pm
Finish _____ am/pm

WATER LEVEL DATA: (measured from Top of Casing)

Well ☐ Piezometer ☑

a. Total Well Length 30
b. Water Table Depth _____
c. Casing Material SS
d. Casing Diameter 2'
e. Length of Water Column _____ (a-b)
f. Calculated Well Volume (see back) _____

WELL PURGING DATA

a. Purge Method Submersible Pump

b. Acceptance Criteria defined (from workplan)
- Minimum Required Purge Volume (@ _____ well volumes) _____
- Maximum Allowable Turbidity — NTUs
- Stabilization of parameters 3 %

c. Field Testing Equipment Used:

	Make	Model	Serial Number
	YSI	Professional Plus	17L103732
	HF SCI	MicroTPW 20000	20150345I

d. Field Testing Equipment Calibration Documentation Found in Field Notebook # _____ Page # _____

Time	Volume Removed (gal)	T° (C/F)	pH	Spec. Cond (umhos)	Turbidity (NTUs)	DO	Color	Odor	Other
10:45	Initial	28.6	6.57	0.263	<1000	0.28	Lt gray		
10:53	1	27.9	6.33	0.230	306.6	0.15	Lt gray		
10:58	2	27.4	6.27	0.288	375.6	0.13	Lt gray		
11:03	3	27.0	6.23	0.295	717.3	0.15	Lt gray		
11:08	4	25.8	6.23	0.295	724.7	0.16	Lt tan		
11:13	5	25.3	6.11	0.292	<1000	0.42	Lt gray		
11:18	6	24.2	6.07	0.293	4[illegible]37.2	0.43	Lt gray		

e. Acceptance criteria pass/fail

	Yes	No	N/A
Has required volume been removed	☑	☐	☐
Has required turbidity been reached	☐	☐	☑
Have parameters stabilized	☑	☐	☐

If no or N/A - Explain below.

SAMPLE COLLECTION: Method: _____

Sample ID	Container Type	No. of Containers	Preservation	Analysis	Time
L-8 (25-30')	VOAs	3	HCl	CVOC	11:25
L-8 (25-30')	Plastic	1	—	NO3, Fl	11:25

Comments _____

Signature _____ Date 8/21/19

Well/Piezo ID: L-8 41-46'

AECOM

Ground Water Sample Collection Record

Client: WCFPF
Project No: 60595049
Site Location: Hopkins, SC
Weather Conds: Sunny, hot, humid
Collector(s): Jeremy Grant
Date: 8/21/19
Time: Start 1:13 am/pm
Finish _____ am/pm

WATER LEVEL DATA: (measured from Top of Casing)

Well ☐ Piezometer ☐

a. Total Well Length 46
b. Water Table Depth _____
c. Casing Material SCS
d. Casing Diameter 2"
e. Length of Water Column _____ (a-b)
f. Calculated Well Volume (see back) _____

WELL PURGING DATA

a. Purge Method _____

b. Acceptance Criteria defined (from workplan)
- Minimum Required Purge Volume (@ _____ well volumes) _____
- Maximum Allowable Turbidity — NTUs
- Stabilization of parameters 3 %

c. Field Testing Equipment Used: Make Model Serial Number

d. Field Testing Equipment Calibration Documentation Found in Field Notebook # _____ Page #_____

Time	Volume Removed (gal)	T° (C/F)	pH	Spec. Cond (umhos)	Turbidity (NTUs)	DO	Color	Odor	Other
1:13	Initial	32.6	5.85	0.254	39.51	1.04	Lt gray		
1:18	1	29.9	6.04	0.237	<1000	3.07	Lt gray		
* 1:55	2	32.5	5.79	0.277	<1000	0.12	Lt gray		
* 2:29	3	32.6	9.71	0.730	515.2	2.34	Very lt		
2:35	4	31.2	9.01	0.630	204.7	0.60	Very lt		
2:40	5	30.5	8.25	0.630	71.49	0.27	Clear		
2:45	6	29.8	7.25	0.610	31.55	0.24	Clear		

* Initial after pulling rods up and/or letting borehole recharg

e. Acceptance criteria pass/fail

	Yes	No	N/A
Has required volume been removed	☑	☐	☐
Has required turbidity been reached	☐	☐	☑
Have parameters stabilized	☑	☐	☐

If no or N/A - Explain below.

SAMPLE COLLECTION: Method: _____

Sample ID	Container Type	No. of Containers	Preservation	Analysis	Time
L-8(41-46')	VOA	3	HCl	CVOC	3:20
L-8(41-46')	Plastic	1	—	NO3, Fl	3:20

Comments _____

Signature _____ Date 8/21/19

2:50	7	29.5	6.75	0.590	47.49	0.28	Clear
2:55	8	29.2	6.50	0.570	36.90	0.24	Clear
3:00	9	28.4	6.33	0.550	50.82	0.25	Clear
3:05	10	27.7	6.24	0.530	55.15	0.27	Clear
3:10	11	27.5	6.16	0.500	61.60	0.26	Clear
3:15	12	26.8	6.14	0.490	86.20	0.35	Clear

AECOM

Well ID: L-9 (10-15)

Low Flow Ground Water Sample Collection Record

Client: WCFFF Date: 8/21/19 Time: Start 0934 am/pm
Project No: 60595649 Finish 1018 am/pm
Site Location: WCFFF
Weather Conds: sunny, hot Collector(s): C. Suddeth

1. WATER LEVEL DATA: (measured from Top of Casing)

a. Total Well Length _____ c. Length of Water Column _____ (a-b)

Casing Diameter/Material 2.0 in Steel

b. Water Table Depth _____ d. Calculated System Volume (see back) _____

2. WELL PURGE DATA

a. Purge Method: Submersible Pump

b. Acceptance Criteria defined (see workplan)

- Temperature	3%	-D.O.	10%
- pH	± 1.0 unit	- ORP	± 10mV
- Sp. Cond.	3%	- Drawdown	< 0.3'

c. Field Testing Equipment used: Make Model Serial Number

Time (24hr)	Volume Removed (Liters)	Temp. (°C)	pH	Spec. Cond. (µS/cm)	DO (mg/L)	ORP (mV)	Turbidity (NTU)	Flow Rate (ml/min)	Drawdown (feet)	Color/Odor
0934	0	25.3	8.08	195	4.38	-60.1	>1000	≈0.5 gpm		
0938		24.3	6.53	173	2.43	-9.2	>1000	>1.0 gpm		
0948		20.7	5.69	216	7.28	75.5	276.1	≈1.0 gpm	>17.5/8.49	
0955		20.5	5.61	212	0.27	74.6	109.4	0.5-1.0 gpm	15.69/8.51	
1000		20.2	5.60	211	0.07	70.3	47.5	"		
1009		20.0	5.60	208	0.09	66.6	32.2	"		
1015		20.2	5.59	207	0.07	65.1	28.3	"		

(continued on back)

d. Acceptance criteria pass/fail

	Yes	No	N/A
Has required volume been removed	☑	☐	☐
Has required turbidity been reached	☐	☐	☑
Have parameters stabilized	☑	☐	☐

If no or N/A - Explain below.

3. SAMPLE COLLECTION: Method: Submersible Pump

Sample ID	Container Type	No. of Containers	Preservation	Analysis Req.	Time
L-9(10-15)	40ml	3	HCL	CVOC	1018
	250 ml	1	None	Fluoride / Nitrate	

Comments _____

Signature Charles K Suddeth Date 8/21/19

AECOM

Well ID: L-9 (23-28)

Low Flow Ground Water Sample Collection Record

Client: Westinghouse CFFF | Date: 8/21/19 | Time: Start 1057 am/pm
Project No: 60595649 | Finish 1135 am/pm
Site Location: Hopkins, SC
Weather Conds: Sunny, hot | Collector(s): C. Suddeth

1. WATER LEVEL DATA: (measured from Top of Casing)

a. Total Well Length _____ c. Length of Water Column _____ (a-b)

Casing Diameter/Material: 2.0 in Steel

b. Water Table Depth _____ d. Calculated System Volume (see back) _____

2. WELL PURGE DATA

a. Purge Method: Submersible Pump

b. Acceptance Criteria defined (see workplan)

- Temperature	3%	-D.O.	10%
- pH	± 1.0 unit	- ORP	± 10mV
- Sp. Cond.	3%	- Drawdown	< 0.3'

c. Field Testing Equipment used: Make _____ Model _____ Serial Number _____

Time (24hr)	Volume Removed (Liters)	Temp. (°C)	pH	Spec. Cond. (µS/cm)	DO (mg/L)	ORP (mV)	Turbidity (NTU)	Flow Rate (ml/min)	Drawdown (feet)	Color/Odor
1057		27.4	6.26	162	4.05	23.1	>1000	>1.09gpm		
1105		18.9	5.39	151	0.05	70.1	626.6		17.83/13.89	
1110		18.5	5.36	152	0.04	74.0	869.6		~~18.25/14.04~~	
1115		18.4	5.38	151	0.08	73.4	672.5		18.25/14.04	
1120		18.3	5.40	150	0.08	72.6	487.7			
1125		18.3	5.41	151	0.08	72.2	394.0			
1130		18.2	5.40	152	0.08	72.6	303.3			

d. Acceptance criteria pass/fail

	Yes	No	N/A
Has required volume been removed	☑	☐	☐
Has required turbidity been reached	☐	☐	☑
Have parameters stabilized	☑	☐	☐

If no or N/A - Explain below.

(continued on back)

3. SAMPLE COLLECTION: Method: Submersible Pump

Sample ID	Container Type	No. of Containers	Preservation	Analysis Req.	Time
L-9 (23-28)	40 ml	3	HCL	CVOC	1135
	250 ml	1	None	Fluoride/Nitrate	

Comments _____

Signature Charles K Suddeth Date 8/21/19

AECOM

Well ID: L-9(32-37)

Low Flow Ground Water Sample Collection Record

Client: WCFFF Date: 8/21/19 Time: Start 1343 am/pm
Project No: 60595649 Finish 1423 am/pm
Site Location: WCFFF
Weather Conds: Sunny, hot Collector(s): C Sudderth

1. WATER LEVEL DATA: (measured from Top of Casing)

a. Total Well Length _____ c. Length of Water Column _____ (a-b)

Casing Diameter/Material 2 in. Steel

b. Water Table Depth _____ d. Calculated System Volume (see back) _____

2. WELL PURGE DATA

a. Purge Method: Submersible Pump

b. Acceptance Criteria defined (see workplan)

- Temperature	3%	-D.O.	10%
- pH	± 1.0 unit	- ORP	± 10mV
- Sp. Cond.	3%	- Drawdown	< 0.3'

c. Field Testing Equipment used: Make Model Serial Number

Time (24hr)	Volume Removed (Liters)	Temp. (°C)	pH	Spec. Cond. (µS/cm)	DO (mg/L)	ORP (mV)	Turbidity (NTU)	Flow Rate (ml/min)	Drawdown (feet)	Color/Odor
1343		31.0	6.33	131	4.30	31.6	>1,000	>1.0gpm		
1350		21.4	5.66	159	0.08	12.0	>1,000			
1355		20.3	5.60	152	0.07	32.2	>1,000		23.29/19.78	
1400		19.7	5.48	144	0.34	48.7	>1,000		~~N/A/20.98~~	
1405		19.4	5.44	139	0.65	56.9	>1,000			
1410		19.8	5.61	137	1.23	58.0	>1,000		N/A/20.98	
1415		19.2	5.54	136	1.20	60.7	>1,000			

(continued on back)

d. Acceptance criteria pass/fail

	Yes	No	N/A
Has required volume been removed	☑	☐	☐
Has required turbidity been reached	☐	☐	☑
Have parameters stabilized	☑	☐	☐

If no or N/A - Explain below.

3. SAMPLE COLLECTION: Method: Submersible Pump

Sample ID	Container Type	No. of Containers	Preservation	Analysis Req.	Time
L-9(32-37)	40ml	3	HCL	VOC	1423
	250ml	1	None	Fluoride/Nitrate	

Comments _____

Signature Charles K Sudderth Date 8/21/19

L-9 (32-37)

Purge Volume Calculation

AECOM

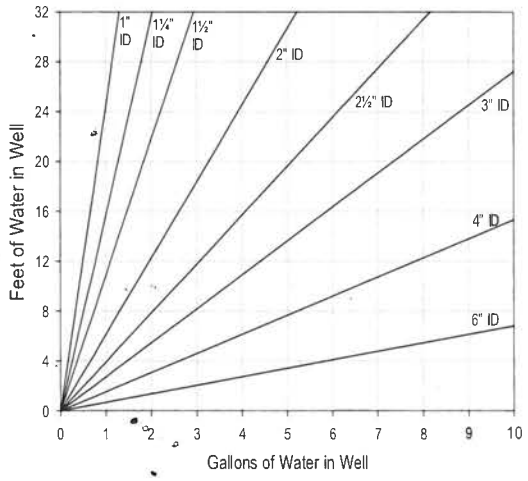

Volume / Linear Ft. of Pipe		
ID (in)	Gallon	Liter
0.25	0.0025	0.0097
0.375	0.0057	0.0217
0.5	0.0102	0.0386
0.75	0.0229	0.0869
1	0.0408	0.1544
1.25	0.0637	0.2413
1.5	0.0918	0.3475
2	0.1632	0.6178
2.5	0.2550	0.9653
3	0.3672	1.3900
4	0.6528	2.4711
6	1.4688	5.5600

(continued from front)

Time (24 hr)	Volume Removed (Liters)	Temp (°C)	pH	Spec. Cond. (µS/cm)	DO (mg/L)	ORP (mV)	Turbidity (NTU)	Flow Rate (ml/min)	Drawdown (ft)	Color/Odor
1420		19.1	5.51	134	3.70	62.0				

Well/Piezo ID: L-10(9-14)

AECOM

Ground Water Sample Collection Record

Client: Westinghouse
Project No:
Site Location: Cola, SC
Weather Conds: Ptly Cloudy, Muggy
Collector(s) S. Ross

Date: 8/19/19
Time: Start 1658 am/pm
Finish _____ am/pm

WATER LEVEL DATA: (measured from Top of Casing) Well ☐ Piezometer ☒

a. Total Well Length 14
b. Water Table Depth _____
c. Casing Material ~~SS~~ 2"
d. Casing Diameter SS
e. Length of Water Column _____ (a-b)
f. Calculated Well Volume (see back) _____

WELL PURGING DATA

a. Purge Method Sub. Pump

b. Acceptance Criteria defined (from workplan)
- Minimum Required Purge Volume (@ _____ well volumes) _____
- Maximum Allowable Turbidity — NTUs
- Stabilization of parameters 3 %

c. Field Testing Equipment Used: Make / Model / Serial Number
YSI
HF Scientific

d. Field Testing Equipment Calibration Documentation Found in Field Notebook # _____ Page # _____

Time	Volume Removed (gal)	T° (C/F)	pH	Spec. Cond (umhos)	Turbidity (NTUs)	DO	Color	Odor	ORP ~~Other~~
1659	Initial	32.8	8.42	191	>1000	6.1	Brown	N/A	73.8
1715	~~10~~ 10	31.7	7.86	192	542.7	3.91	Cloudy	"	34.3
1729	15	30.7	7.22	193	229.4	3.42	"	"	21.4
1735	17	30.3	6.99	197	183.2	2.88	"	"	16.9
1740	18	29.8	6.90	201	166.7	2.77	"	"	11.3
1746	17	29.3	6.83	203	156.7	2.55	"	"	12.5

e. Acceptance criteria pass/fail

	Yes	No	N/A
Has required volume been removed	☐	☐	☐
Has required turbidity been reached	☐	☐	☐
Have parameters stabilized	☐	☐	☐

If no or N/A - Explain below.

SAMPLE COLLECTION: Method: _____

Sample ID	Container Type	No. of Containers	Preservation	Analysis	Time
L-10(9-14)	40 ml vial	3	HCL	VOCs	1750
	125 ml poly	1	N/A	Fl, NO	.1

Comments

Signature [signature]

Date 8/19/19

Well/Piezo ID: L-10 (18-23)

AECOM

Ground Water Sample Collection Record

Client: WCFFF
Project No: 60595649
Site Location: Hopkins, SC
Weather Conds: Partly Cloudy Humid
Collector(s) Jeremy Grant
Date: 8/20/19
Time: Start _____ am/pm
Finish _____ am/pm

WATER LEVEL DATA: (measured from Top of Casing) Well ☐ Piezometer ☒

a. Total Well Length 23
b. Water Table Depth _____
c. Casing Material SS
d. Casing Diameter 2"
e. Length of Water Column _____ (a-b)
f. Calculated Well Volume (see back) _____

WELL PURGING DATA

a. Purge Method Submersible pump

b. Acceptance Criteria defined (from workplan)
- Minimum Required Purge Volume (@ _____ well volumes) _____
- Maximum Allowable Turbidity — NTUs
- Stabilization of parameters 3 %

c. Field Testing Equipment Used:

Make	Model	Serial Number
YSI	Professional Plus	17L103732
HF Scie	MicroTPW20000	201503451

d. Field Testing Equipment Calibration Documentation Found in Field Notebook # _____ Page # _____

Time	Volume Removed (gal)	T° (C/F)	pH	Spec. Cond (umhos)	Turbidity (NTUs)	DO	Color	Odor	Other
0848	Initial	25.0	6.64	0.192	413.9	2.16	Brown	NA	
0924	1	25.9	6.55	0.175	136.8	4.31	Lt. Br	NA	
0951	2	25.0	6.24	0.179	45.39	1.62	Lt. Br	NA	
10:32	3	24.5	~~6.12~~ 5.80	0.181	0.0 (?)	0.46	Lt Br	NA	
10:53	4	24.9	5.95	0.158	0.0 (?)	0.70	Lt Br		

e. Acceptance criteria pass/fail

	Yes	No	N/A
Has required volume been removed	☒	☐	☐
Has required turbidity been reached	☐	☐	☒
Have parameters stabilized	☒	☐	☐

If no or N/A - Explain below.

SAMPLE COLLECTION: Method: _____

Sample ID	Container Type	No. of Containers	Preservation	Analysis	Time
L-10 (28-33')	VOA	3	HCL	CVOC	11:05
L-10 (28-33')	Plastic	1	—	NO_3, Fl	11:05

Comments Poor recharge

Signature [signature]

Date 8/20/19

Well/Piezo ID: L-10 (28-33')

AECOM

Ground Water Sample Collection Record

Client: WCFF
Project No: RI Implementation
Site Location: Hopkins, SC
Weather Conds: Overcast Collector(s) Jeremy Grant
Date: 8/20/19
Time: Start 12:10 am/pm
Finish 12:35 am/pm

WATER LEVEL DATA: (measured from Top of Casing) Well ☐ Piezometer ☒

a. Total Well Length 33 c. Casing Material SS e. Length of Wate Column _____ (a-b)

b. Water Table Depth _____ d. Casing Diameter 2" f. Calculated Well Volume (see back) _____

WELL PURGING DATA

a. Purge Method Submersible pump

b. Acceptance Criteria defined (from workplan)
- Minimum Required Purge Volume (@ _____ well volumes) _____
- Maximum Allowable Turbidity NA NTUs
- Stabilization of parameters 3 %

c. Field Testing Equipment Used:

	Make	Model	Serial Number
	YSI	Professional Plus	17L103732
	HF Sci.	MicroTPW 20000	20150345

d. Field Testing Equipment Calibration Documentation Found in Field Notebook # _____ Page # _____

Time	Volume Removed (gal)	T° (C/F)	pH	Spec. Cond (umhos)	Turbidity (NTUs)	DO	Color	Odor	Other
12:11	Initial	28.5	7.85	0.206	829.2	6.56	Lt. Br		
12:17	1	25.6	6.12	0.150	0.0 (?)	0.12	Lt Gray		
12:22	2	25.0	5.65	0.145	0.0 (?)	0.12	Lt. Gray		
12:30	3	24.5	5.60	0.143	0.0 (?)	0.11	Lt. Gray		

e. Acceptance criteria pass/fail

	Yes	No	N/A
Has required volume been removed	☑	☐	☐
Has required turbidity been reached	☐	☐	☑
Have parameters stabilized	☑	☐	☐

If no or N/A - Explain below.

SAMPLE COLLECTION: Method: _____

Sample ID	Container Type	No. of Containers	Preservation	Analysis	Time
L-10(28-33)	VOA	3	HCL	CVOC	12:35
L-10(28-33)	Plastic	1	—	NO3, Fl	12:25

Comments _____

Signature Jeremy Grant Date 8/20/19

AECOM

Well ID: L-17 (15-20)

Low Flow Ground Water Sample Collection Record

Client: WCFFF Date: 8/16/19 Time: Start 0921 am/pm
Project No: 60595649 Finish 1005 am/pm
Site Location: WCFFF
Weather Conds: Cloudy, warm, humid Collector(s): C. Sudbeth

1. WATER LEVEL DATA: (measured from Top of Casing)

a. Total Well Length _____ c. Length of Water Column _____ (a-b)

Casing Diameter/Material 2.0 in Steel

b. Water Table Depth _____ d. Calculated System Volume (see back) _____

2. WELL PURGE DATA

a. Purge Method: Submersible Pump

b. Acceptance Criteria defined (see workplan)

- Temperature	3%	-D.O.	10%
- pH	± 1.0 unit	- ORP	± 10mV
- Sp. Cond.	3%	- Drawdown	< 0.3'

c. Field Testing Equipment used: Make Model Serial Number

Time (24hr)	Volume Removed (Liters)	Temp. (°C)	pH	Spec. Cond. (µS/cm)	DO (mg/L)	ORP (mV)	Turbidity (NTU)	Flow Rate (ml/min)	Drawdown (feet)	Color/Odor
0921	0	25.8	7.30	195	4.88	-8.8	133.7			
0925		24.3	5.94	208	0.06	-59.0	1,048			
0928	Pumped Dry						→			
0938	Turn pump on						→	Lower flow ≈ ½		
0939		23.5	6.14	202	1.34	-5.2	681.6			
0944		22.6	6.01	225	0.09	-56.9	897.2			
0950		22.0	6.19	230	0.07	-73.5	444.7			

d. Acceptance criteria pass/fail

	Yes	No	N/A
Has required volume been removed	☑	☐	☐
Has required turbidity been reached	☐	☐	☑
Have parameters stabilized	☑	☐	☐

If no or N/A - Explain below.

(continued on back)

3. SAMPLE COLLECTION: Method: Submersible Pump

Sample ID	Container Type	No. of Containers	Preservation	Analysis Req.	Time
L-17 (15-20)	40 ml glass vial	3	HCl	CVOC	1003

Comments _____

Signature Charles K Sudbeth Date 8/16/19

L-17 (15-20)

Purge Volume Calculation

AECOM

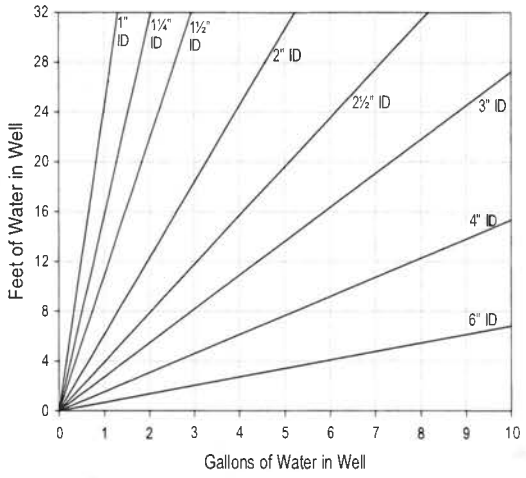

Volume / Linear Ft. of Pipe		
ID (in)	Gallon	Liter
0.25	0.0025	0.0097
0.375	0.0057	0.0217
0.5	0.0102	0.0386
0.75	0.0229	0.0869
1	0.0408	0.1544
1.25	0.0637	0.2413
1.5	0.0918	0.3475
2	0.1632	0.6178
2.5	0.2550	0.9653
3	0.3672	1.3900
4	0.6528	2.4711
6	1.4688	5.5600

(continued from front)

Time (24 hr)	Volume Removed (Liters)	Temp (°C)	pH	Spec. Cond. (µS/cm)	DO (mg/L)	ORP (mV)	Turbidity (NTU)	Flow Rate (ml/min)	Drawdown (ft)	Color/Odor
0955		21.7	6.23	233	0.11	-84.8	284.0			
1000		21.5	6.25	235	0.09	-89.7	251.9			
1005		21.3	6.27	235	0.08	-93.0	165.5			

AECOM

Well ID: L-17(25-30)

Low Flow Ground Water Sample Collection Record

Client: WCFFF Date: 8/16/19 Time: Start 1048 am/pm
Project No: 60595649 Finish 1120 am/pm
Site Location: WCFFF
Weather Conds: Sunny, hot Collector(s): C. Sudduth

1. WATER LEVEL DATA: (measured from Top of Casing)

a. Total Well Length 30 ft c. Length of Water Column N/A (a-b)

Casing Diameter/Material 2 in Steel

b. Water Table Depth N/A d. Calculated System Volume (see back)

2. WELL PURGE DATA

a. Purge Method: Submersible Pump

b. Acceptance Criteria defined (see workplan)

- Temperature	3%	-D.O.	10%
- pH	± 1.0 unit	- ORP	± 10mV
- Sp. Cond.	3%	- Drawdown	< 0.3'

c. Field Testing Equipment used: Make Model Serial Number

Time (24hr)	Volume Removed (Liters)	Temp. (°C)	pH	Spec. Cond. (µS/cm)	DO (mg/L)	ORP (mV)	Turbidity (NTU)	Flow Rate (ml/min)	Drawdown (feet)	Color/Odor
1048	0	27.4	6.32	188	0.37	9.3	>1000			
1055		24.0	5.90	171	0.05	6.2	896.7			
1100		22.6	5.85	170	0.05	6.5	799.9			
1105		21.4	5.80	170	0.06	6.6	524.5			
1110		20.7	5.78	169	0.06	6.5	356.9			
1115		20.1	5.78	167	0.05	4.6	237.6			
1120		19.9	5.79	167	0.05	3.0	191.8			

(continued on back)

d. Acceptance criteria pass/fail

	~~Yes~~	No	N/A
Has required volume been removed	☑	☐	☐
Has required turbidity been reached	☐	☐	☑
Have parameters stabilized	☑	☐	☐

If no or N/A - Explain below.
Turbidity not an acceptance criteria

3. SAMPLE COLLECTION: Method: Submersible Pump

Sample ID	Container Type	No. of Containers	Preservation	Analysis Req.	Time
L-17 (25-30)	40 ml glass	3	HCL	CVOC	1122

Comments

Signature Charles K Sudduth Date 8/16/19

AECOM

Well ID: L-18 (15-20)

Low Flow Ground Water Sample Collection Record

Client: WCFFF Date: 8/19/19 Time: Start 1403 am/pm
Project No: 60595649 Finish 1450 am/pm
Site Location: WCFFF
Weather Conds: sunny, hot Collector(s): C. Suddeth

1. WATER LEVEL DATA: (measured from Top of Casing)

a. Total Well Length ____ c. Length of Water Column ____ (a-b)

Casing Diameter/Material: 2.0 in. steel

b. Water Table Depth 10.10 d. Calculated System Volume (see back) ____
6.54 inside 6"

2. WELL PURGE DATA

a. Purge Method: ____

b. Acceptance Criteria defined (see workplan)

- Temperature	3%	-D.O.	10%
- pH	± 1.0 unit	- ORP	± 10mV
- Sp. Cond.	3%	- Drawdown	< 0.3'

c. Field Testing Equipment used: Make Model Serial Number

Time (24hr)	Volume Removed (Liters)	Temp. (°C)	pH	Spec. Cond. (µS/cm)	DO (mg/L)	ORP (mV)	Turbidity (NTU)	Flow Rate (ml/min)	~~Drawdown~~ WL (feet)	Color/Odor
1403	0	27.2	7.11	188	1.18	16.2	279.3	<0.5 gpm		
1406	Pumped	Dry								
1409		29.5	6.70	185	5.33	31.7	1,029			
1415		29.3	5.71	158	4.55	46.6	773.0		>21.2	
1420		30.4	5.96	156	3.57	34.5	287.9			
1425	Pumped	Dry								
1430		28.0	6.07	157	2.99	45.1	—	Pumped	Dry	

d. Acceptance criteria pass/fail

	Yes	No	N/A
Has required volume been removed	☑	☐	☐
Has required turbidity been reached	☐	☐	☑
Have parameters stabilized	☑	☐	☐

If no or N/A - Explain below.

(continued on back)

3. SAMPLE COLLECTION: Method: Submersible Pump

Sample ID	Container Type	No. of Containers	Preservation	Analysis Req.	Time
L-18(15-20)	40ml	3	HCL	CVOC	1450

Comments ____

Signature Charles K Suddeth Date 8/19/19

L-18(15-20)

Purge Volume Calculation

AECOM

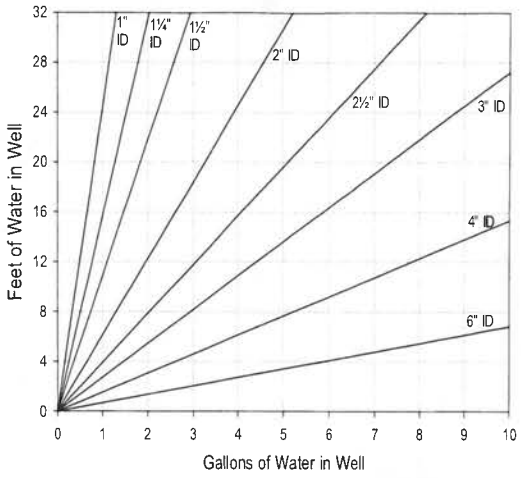

Volume / Linear Ft. of Pipe		
ID (in)	Gallon	Liter
0.25	0.0025	0.0097
0.375	0.0057	0.0217
0.5	0.0102	0.0386
0.75	0.0229	0.0869
1	0.0408	0.1544
1.25	0.0637	0.2413
1.5	0.0918	0.3475
2	0.1632	0.6178
2.5	0.2550	0.9653
3	0.3672	1.3900
4	0.6528	2.4711
6	1.4688	5.5600

(continued from front)

Time (24 hr)	Volume Removed (Liters)	Temp (°C)	pH	Spec. Cond. (µS/cm)	DO (mg/L)	ORP (mV)	Turbidity (NTU)	Flow Rate (ml/min)	Drawdown (ft)	Color/Odor
1437		28.2	6.12	160	2.55	51.0	436.1		>21.2	
1448		29.1	6.07	160	4.19	54.6	276.7			

AECOM

Well ID: L-18(24-29)

Low Flow Ground Water Sample Collection Record

Client: WCFFF Date: 8/19/19 Time: Start 1538 am/pm
Project No: 60595649 Finish 1612 am/pm
Site Location: WCFFF
Weather Conds: sunny, hot Collector(s): C Suddeth

1. WATER LEVEL DATA: (measured from Top of Casing)

a. Total Well Length _____ c. Length of Water Column _____ (a-b)

Casing Diameter/Material 2.0 in steel

b. Water Table Depth _____ d. Calculated System Volume (see back) _____

2. WELL PURGE DATA

a. Purge Method: Submersible Pump

b. Acceptance Criteria defined (see workplan)

- Temperature	3%	-D.O.	10%
- pH	± 1.0 unit	- ORP	± 10mV
- Sp. Cond.	3%	- Drawdown	< 0.3'

c. Field Testing Equipment used: Make Model Serial Number

Time (24hr)	Volume Removed (Liters)	Temp. (°C)	pH	Spec. Cond. (µS/cm)	DO (mg/L)	ORP (mV)	Turbidity (NTU)	Flow Rate (ml/min)	Drawdown (feet)	Color/Odor
1538	0	28.1	6.96	223	5.52	-29.6	71,000	high	13.2/12.51	
1545		19.3	5.77	207	0.04	-31.6	810.3		13.24/12.38	
1550		18.6	5.86	205	0.06	-37.0	189.1			
1555		18.4	5.96	204	0.08	-43.4	222.0		13.23/12.36	
1600		18.2	6.03	204	0.08	-48.2	129.9			
1605		18.2	6.05	204	0.06	-49.9	131.9			
1610		18.2	6.09	203	0.07	-52.3	132.7		13.22/12.34	

d. Acceptance criteria pass/fail

	Yes	No	N/A
Has required volume been removed	☑	☐	☐
Has required turbidity been reached	☐	☐	☑
Have parameters stabilized	☑	☐	☐

If no or N/A - Explain below.

(continued on back)

3. SAMPLE COLLECTION: Method: Submersible Pump

Sample ID	Container Type	No. of Containers	Preservation	Analysis Req.	Time
L-18(24-29)	40 ml	3	HCL	CVOC	1612

Comments _____

Signature Charles K Suddeth Date 8/19/19

AECOM

Well ID: L-19 (7-12)

Low Flow Ground Water Sample Collection Record

Client: WCFFF Date: 8/20/19 Time: Start 1428 am/pm
Project No: 60595649 Finish 1505 am/pm
Site Location: WCFFF
Weather Conds: Sunny, hot Collector(s): C Suddeth

1. WATER LEVEL DATA: (measured from Top of Casing)

a. Total Well Length _____ c. Length of Water Column _____ (a-b)

Casing Diameter/Material: 2.0 in. steel

b. Water Table Depth _____ d. Calculated System Volume (see back) _____

2. WELL PURGE DATA

a. Purge Method: Submersible Pump

b. Acceptance Criteria defined (see workplan)

- Temperature	3%	-D.O.	10%
- pH	± 1.0 unit	- ORP	± 10mV
- Sp. Cond.	3%	- Drawdown	< 0.3'

c. Field Testing Equipment used: Make Model Serial Number

Time (24hr)	Volume Removed (Liters)	Temp. (°C)	pH	Spec. Cond. (µS/cm)	DO (mg/L)	ORP (mV)	Turbidity (NTU)	Flow Rate (ml/min)	Drawdown (feet)	Color/Odor
1428	0	24.9	7.74	274	3.32	8.5	21000			
1435		20.8	6.21	320	0.23	-25.2	352.3			
1440		20.4	6.23	383	0.11	-31.9	213.2			
1445		19.9	6.29	386	0.13	-38.5	808.1		14.39/7.48	
1450		19.7	6.34	389	0.10	-42.0	285.3			
1455		19.6	6.36	390	0.08	-44.4	192.8		14.40/7.47	
1500		19.6	6.39	390	0.07	-46.9	238			

d. Acceptance criteria pass/fail

	Yes	No	N/A
Has required volume been removed	☑	☐	☐
Has required turbidity been reached	☐	☐	☑
Have parameters stabilized	☑	☐	☐

If no or N/A - Explain below.

(continued on back)

3. SAMPLE COLLECTION: Method: Submersible Pump

Sample ID	Container Type	No. of Containers	Preservation	Analysis Req.	Time
L-19 (7-12)	40ml	3	HCL	CVOC	1505
	250ml	1	None	Fluoride / Nitrate	

Comments _____

Signature Charles K Suddeth Date 8/20/19

AECOM

Well ID: L-19(21-26)

Low Flow Ground Water Sample Collection Record

Client: WCFFF Date: 8/20/19 Time: Start 1541 am/pm
Project No: 60595649 Finish 1615 am/pm
Site Location:
Weather Conds: p. cloudy, hot Collector(s): C. Sudderth

1. WATER LEVEL DATA: (measured from Top of Casing)

a. Total Well Length _____ c. Length of Water Column _____ (a-b)

Casing Diameter/Material: 2.0 in Steel

b. Water Table Depth _____ d. Calculated System Volume (see back) _____

2. WELL PURGE DATA

a. Purge Method: Submersible Pump

b. Acceptance Criteria defined (see workplan)

- Temperature	3%	-D.O.	10%
- pH	± 1.0 unit	- ORP	± 10mV
- Sp. Cond.	3%	- Drawdown	< 0.3'

c. Field Testing Equipment used: Make Model Serial Number

Time (24hr)	Volume Removed (Liters)	Temp. (°C)	pH	Spec. Cond. (µS/cm)	DO (mg/L)	ORP (mV)	Turbidity (NTU)	Flow Rate (ml/min)	Drawdown (feet)	Color/Odor
1541		27.3	6.97	236	5.37	22.6	>1000			
1545		23.6	5.95	214	7.24	22.5	>1000		28.25/19.5	
1550		20.9	5.67	202	6.24	38.9	>1000			
1555		19.8	5.50	208	6.27	55.1	>1000		30.30/19.95	
1600		19.3	5.50	207	5.22	53.6	>1000			
1605		19.1	5.53	207	6.07	52.6	599.2		30.30/19.95	
1610		18.9	5.55	207	5.81	51.8	770.4			

d. Acceptance criteria pass/fail

	Yes	No	N/A
Has required volume been removed	☑	☐	☐
Has required turbidity been reached	☐	☐	☑
Have parameters stabilized	☑	☐	☐

If no or N/A - Explain below.

(continued on back)

3. SAMPLE COLLECTION: Method: Submersible Pump

Sample ID	Container Type	No. of Containers	Preservation	Analysis Req.	Time
L-19(21-26)	40ml	3	HCL	CVOC	1615
	250ml	1	None	Fluoride / Nitrate	

Comments

Signature Charles K Sudderth Date 8/20/19

Low Flow Groundwater Sample Collection Record

WELL NO: L-20	SAMPLE ID: L-20-~~20~~ 12-16	DATE: 11/23/20
TOTAL WELL LENGTH (feet) (A): ~~16~~ 16	WATER TABLE DEPTH (feet) (B): 4	LENGTH OF WATER COLUMN (feet) (A-B): 8 12
CASING DIAMATER / MATL (inches): 1" SS	WELL SCREEN INTERVAL DEPTH: 8 12 feet to 16 feet	CALCULATED SYSTEM VOLUME:

PURGING DATA

TUBING DIAMETER (inches): 1/4"			PURGE PUMP TYPE OR BAILER: PP
INITIAL PUMP OR TUBING DEPTH IN WELL (feet): 15	FINAL PUMP OR TUBING DEPTH IN WELL (feet): 15	PURGING START TIME: 13:58	PURGING END TIME:	TOTAL VOLUME PURGED (gallons): 1.75

TIME (24 HR)	CUMUL. VOLUME PURGED (gallons)	PURGE RATE (gpm)	DEPTH TO WATER (feet)	ORP (mV)	pH (standard units)	TEMP. (°C)	SPEC. COND. (circle units) µmhos/cm or ~~µS/cm~~	DISSOLVED OXYGEN (circle units) ~~mg/L~~ or % saturation	TURBIDITY (NTUs)	COLOR (describe)	ODOR (describe)
13:58	0	0.05	4	65.44	6.35	22.33	462.9	3.25	1640.1	Lt. Orange	
	0.25	0.05	4	73.65	6.12	20.70	490.7	1.92	1416.2	"	"
	0.5	0.05	4	51.94	5.98	20.19	489.1	1.21	1010.2	"	"
	0.75	0.05	4	34.30	5.93	19.98	480.3	0.82	582.5	Opaque	
	1.00	0.05	4	23.39	5.91	19.90	454.6	0.72	636.4	"	"
	1.25	0.05	4	17.15	5.87	19.84	416.1	0.19	248.9	"	"
	1.50	0.05	4	9.11	5.82	19.74	388.6	0.04	196.5	"	"
	1.75	0.05	4	-0.56	5.78	19.73	377.6	0.03	176.0	"	"

WELL CAPACITY (Gallons Per Foot): **0.75"** = 0.02; **1"** = 0.04; **1.25"** = 0.06; **2"** = 0.16; **3"** = 0.37; **4"** = 0.65; **5"** = 1.02; **6"** = 1.47; **12"** = 5.88
TUBING INSIDE DIA. CAPACITY (Gal./Ft.): **1/8"** = 0.0006; **3/16"** = 0.0014; **1/4"** = 0.0026; **5/16"** = 0.004; **3/8"** = 0.006; **1/2"** = 0.010; **5/8"** = 0.016

PURGING EQUIPMENT CODES: **B** = Bailer; **BP** = Bladder Pump; **ESP** = Electric Submersible Pump; **PP** = Peristaltic Pump; **O** = Other (Specify)

*Parent Procedure, other procedures may reference this form in ETAPS. * Procedure # ROP-06-007

Electronically approved records are authenticated in the electronic document management system.
Information included in this material is proprietary and confidential and cannot be disclosed or used for any reason beyond the intended purpose without the prior written consent of Westinghouse Electric Company LLC.
© 2020 Westinghouse Electric Company LLC. All Rights Reserved.

Westinghouse Proprietary Class 2
PRINTED COPIES ARE UNCONTROLLED

SAMPLING DATA

ELL No: L-20 (12-16')	SAMPLED BY (PRINT) / AFFILIATION: Jeremy Grant / AECOM		
SAMPLER(S) SIGNATURE(S):		SAMPLING START TIME: 14:40	SAMPLING END TIME: 14:55
TUBING MATERIAL CODE: HDPE	PUMP OR TUBING DEPTH IN WELL (feet):		DUPLICATE: Y (N)
FIELD DECONTAMINATION: PUMP Y (N)	TUBING Y (N) (replaced)	SAMPLE COLLECTION METHOD: Low Flow	

FIELD EQUIPMENT USED:	FIELD EQUIPMENT USED:	REMARKS:
MAKE: In-Situ	MAKE:	
MODEL: AquaTroll 600	MODEL:	
SERIAL NO: 496336	SERIAL NO:	

MATERIAL CODES: **AG** = Amber Glass; **CG** = Clear Glass; **HDPE** = High Density Polyethylene; **LDPE** = Low Density Polyethylene; **PP** = Polypropylene; **S** = Silicone; **T** = Teflon; **O** = Other (Specify)

NOTES:
1. STABILIZATION CRITERIA FOR RANGE OF VARIATION OF LAST THREE CONSECUTIVE READINGS:
   pH: + 1.0 units **Temperature**: + 3% **Specific Conductance**: + 3% **Dissolved Oxygen**: optionally, + 0.2 mg/L or + 10% (whichever is greater) **ORP**: + 10 mV
   Turbidity: all readings < 20 NTU; optionally + 5 NTU or + 10% (whichever is greater)

SAMPLED? Y OR N	# of bottles	Size	Material	Preservative	Preservative Lot Number	Analysis	Preferred Lab
N	1	250 ml	Plastic	H_2SO_4		Ammonia	WEC Chem Lab
N	1	250 ml	Plastic	N/A		Conductivity[a]	WEC Chem Lab
						Fluoride[a]	
Y	1	250 ml	Plastic	N/A	—	Nitrate	Shealy
Y	3	50 ml	Glass vial	Vendor[b]	B029301VB	VOC	Shealy
N	2	250 ml	Glass-amber	N/A		SVOC	Shealy
N	1	250 ml	Plastic	N/A		Tritium	GEL
N	2	1 liter	Plastic	HNO_3			
						Gross Alpha	GEL
						Gross Beta	
						Isotopic U (α Spec)	
						Isotopic U (ICP-MS)	
						Total U (ICP-MS)	
					43102000	Tc-99 (liquid scint) (Total + dissolved)	

Notes: [a] Ensure there is no headspace in the bottle.
[b] Glass vials for VOC collection are acidified by the vendor supplying the vials.

Dissolved Field Filtered w/ 0.45 micron Filter.

Retain form in area for 1 year, in Records Room - 3 years and offsite - 57 years.

© 2020 Westinghouse Electric Company LLC.
All Rights Reserved.
Westinghouse Proprietary Class 2
PRINTED COPIES ARE UNCONTROLLED

Low Flow Groundwater Sample Collection Record

WELL NO: L-20	SAMPLE ID: L-20-28-32	DATE: 11/23/20
TOTAL WELL LENGTH (feet) (A): 32	WATER TABLE DEPTH (feet) (B): 4	LENGTH OF WATER COLUMN (feet) (A-B): 28
CASING DIAMATER / MATL (inches): 1" SCS	WELL SCREEN INTERVAL DEPTH: 28 feet to 32 feet	CALCULATED SYSTEM VOLUME:

PURGING DATA

	TUBING DIAMETER (inches): 1/4"		PURGE PUMP TYPE OR BAILER: PP
INITIAL PUMP OR TUBING DEPTH IN WELL (feet): 31	FINAL PUMP OR TUBING DEPTH IN WELL (feet): 31	PURGING START TIME: 11:48	PURGING END TIME: 12:29	TOTAL VOLUME PURGED (gallons): 3.5

TIME (24 HR)	CUMUL. VOLUME PURGED (gallons)	PURGE RATE (gpm)	DEPTH TO WATER (feet)	ORP (mV)	pH (standard units)	TEMP. (°C)	SPEC. COND. (circle units) µmhos/cm or µS/cm	DISSOLVED OXYGEN (circle units) mg/L or % saturation	TURBIDITY (NTUs)	COLOR (describe)	ODOR (describe)
11:48	0	0.08	4	-44.0	7.00	19.4	292.1	4.40	1534.3	Yellow	
11:53	0.4	0.08	4	-85.5	6.02	18.9	290.2	0.67	5795.9	Lt. Yellow	
11:59	0.88	" "	4	-132.6	6.01	18.8	286.5	0.73	3134.0	"	"
12:04	1.83	" "	4	-95.1	5.92	18.7	281.3	0.90	614.7	"	"
12:09	~~1.7~~ 1.7	" "	4	-42.8	5.78	18.6	271.1	1.21	291.1	Clear	
12:14	2.1	" "	4	-30.8	5.62	18.6	264.8	1.48	160.0	"	"
12:19	2.6	" "	4	(-54.7)	5.61	18.6	264.1	1.57	123.4	"	"
12:24	3.0	" "	4	-30.8	5.59	18.6	263.6	1.69	111.7	"	"
12:29	3.5	" "	4	-21.0	5.58	18.6	262.5	1.78	102.0	"	"

WELL CAPACITY (Gallons Per Foot): **0.75"** = 0.02; **1"** = 0.04; **1.25"** = 0.06; **2"** = 0.16; **3"** = 0.37; **4"** = 0.65; **5"** = 1.02; **6"** = 1.47; **12"** = 5.88
TUBING INSIDE DIA. CAPACITY (Gal./Ft.): **1/8"** = 0.0006; **3/16"** = 0.0014; **1/4"** = 0.0026; **5/16"** = 0.004; **3/8"** = 0.006; **1/2"** = 0.010; **5/8"** = 0.016

PURGING EQUIPMENT CODES: **B** = Bailer; **BP** = Bladder Pump; **ESP** = Electric Submersible Pump; **PP** = Peristaltic Pump; **O** = Other (Specify)

*Parent Procedure, other procedures may reference this form in ETAPS. * Procedure # ROP-06-007

Electronically approved records are authenticated in the electronic document management system.

Information included in this material is proprietary and confidential and cannot be disclosed or used for any reason beyond the intended purpose without the prior written consent of Westinghouse Electric Company LLC.

© 2020 Westinghouse Electric Company LLC. All Rights Reserved.

Westinghouse Proprietary Class 2
PRINTED COPIES ARE UNCONTROLLED

SAMPLING DATA

ELL No: L-30 (28-32)	SAMPLED BY (PRINT) / AFFILIATION: Jeremy Grant / AECOM		
SAMPLER(S) SIGNATURE(S):		SAMPLING START TIME: 12:30	SAMPLING END TIME: 12:45
TUBING MATERIAL CODE: HDPE	PUMP OR TUBING DEPTH IN WELL (feet): 31		DUPLICATE: Y (N)
FIELD DECONTAMINATION: PUMP Y (N) TUBING Y (N) (replaced)			SAMPLE COLLECTION METHOD: ~~PDB~~ Low Flow

FIELD EQUIPMENT USED:	FIELD EQUIPMENT USED:	REMARKS:
MAKE: In-Situ	MAKE:	
MODEL: AquaTroll 600	MODEL:	
SERIAL NO: 496336	SERIAL NO:	

MATERIAL CODES: **AG** = Amber Glass; **CG** = Clear Glass; **HDPE** = High Density Polyethylene; **LDPE** = Low Density Polyethylene; **PP** = Polypropylene; **S** = Silicone; **T** = Teflon; **O** = Other (Specify)

NOTES:
1. **STABILIZATION CRITERIA FOR RANGE OF VARIATION OF LAST THREE CONSECUTIVE READINGS:**
   pH: + 1.0 units **Temperature**: + 3% **Specific Conductance**: + 3% **Dissolved Oxygen**: optionally, + 0.2 mg/L or + 10% (whichever is greater) **ORP**: + 10 mV
   Turbidity: all readings < 20 NTU; optionally + 5 NTU or + 10% (whichever is greater)

SAMPLED? Y OR N	# of bottles	Size	Material	Preservative	Preservative Lot Number	Analysis	Preferred Lab
N	1	250 ml	Plastic	H_2SO_4		Ammonia	WEC Chem Lab
N	1	250 ml	Plastic	N/A		Conductivity[a]	WEC Chem Lab
						Fluoride[a]	
Y	1	250 ml	Plastic	N/A	—	Nitrate	Shealy
Y	3	50 ml	Glass vial	Vendor[b]	B029301VB	VOC	Shealy
N	2	250 ml	Glass-amber	N/A		SVOC	Shealy
N	1	250 ml	Plastic	N/A		Tritium	GEL
Y	2	1 liter	Plastic	HNO_3			
						Gross Alpha	GEL
						Gross Beta	
						Isotopic U (α Spec)	
						Isotopic U (ICP-MS)	
						Total U (ICP-MS)	
					43103000	Tc-99 (liquid scint) Total + dissolved	

Field filter - 0.45 micron

Notes: [a] Ensure there is no headspace in the bottle.
[b] Glass vials for VOC collection are acidified by the vendor supplying the vials.

Retain form in area for 1 year, in Records Room - 3 years and offsite - 57 years.

© 2020 Westinghouse Electric Company LLC.
All Rights Reserved.

Westinghouse Proprietary Class 2
PRINTED COPIES ARE UNCONTROLLED

Low Flow Groundwater Sample Collection Record

WELL NO: L-21	SAMPLE ID: L-21-28-32	DATE: 11/18/20
TOTAL WELL LENGTH (feet) (A): ~~28~~ 32'	WATER TABLE DEPTH (feet) (B): 8'	LENGTH OF WATER COLUMN (feet) (A-B): 24'
CASING DIAMATER / MATL (inches): 1" SS	WELL SCREEN INTERVAL DEPTH: 28 feet to 32 feet	CALCULATED SYSTEM VOLUME:

PURGING DATA

	TUBING DIAMETER (inches): 1/4"			PURGE PUMP TYPE OR BAILER: Peristaltic
INITIAL PUMP OR TUBING DEPTH IN WELL (feet): 8	FINAL PUMP OR TUBING DEPTH IN WELL (feet):	PURGING START TIME:	PURGING END TIME:	TOTAL VOLUME PURGED (gallons): ~~1.0~~ 1.5

TIME (24 HR)	CUMUL. VOLUME PURGED (gallons)	PURGE RATE (gpm)	DEPTH TO WATER (feet)	ORP (mV)	pH (standard units)	TEMP. (°C)	SPEC. COND. (circle units) µmhos/cm or µS/cm	DISSOLVED OXYGEN (circle units) mg/L or % saturation	TURBIDITY (NTUs)	COLOR (describe)	ODOR (describe)
12:07	0	0.1	8	-164.88	6.61	20.46	101.13	3.51	1689.6	Lt. Brown	
12:13	0.5	0.1	8	-287.24	6.35	20.62	84.98	0.88	4836.9	"	"
12:18	1	0.1	8	-309.93	6.28	20.81	78.88	0.77	5290.8	"	"
12:23	1.5	0.1	8	-298.08	6.31	20.70	78.70	0.84	5403.06	"	"

WELL CAPACITY (Gallons Per Foot): **0.75"** = 0.02; **1"** = 0.04; **1.25"** = 0.06; **2"** = 0.16; **3"** = 0.37; **4"** = 0.65; **5"** = 1.02; **6"** = 1.47; **12"** = 5.88
TUBING INSIDE DIA. CAPACITY (Gal./Ft.): **1/8"** = 0.0006; **3/16"** = 0.0014; **1/4"** = 0.0026; **5/16"** = 0.004; **3/8"** = 0.006; **1/2"** = 0.010; **5/8"** = 0.016

PURGING EQUIPMENT CODES: **B** = Bailer; **BP** = Bladder Pump; **ESP** = Electric Submersible Pump; **PP** = Peristaltic Pump; **O** = Other (Specify)

*Parent Procedure, other procedures may reference this form in ETAPS. * Procedure # ROP-06-007

Electronically approved records are authenticated in the electronic document management system.

Information included in this material is proprietary and confidential and cannot be disclosed or used for any reason beyond the intended purpose without the prior written consent of Westinghouse Electric Company LLC.

© 2020 Westinghouse Electric Company LLC.
All Rights Reserved.

Westinghouse Proprietary Class 2
PRINTED COPIES ARE UNCONTROLLED

SAMPLING DATA

ELL No: L-21	SAMPLED BY (PRINT) / AFFILIATION: Jeremy Grant / AECOM		
SAMPLER(S) SIGNATURE(S):		SAMPLING START TIME: 12:30	SAMPLING END TIME:
TUBING MATERIAL CODE: HDPE	PUMP OR TUBING DEPTH IN WELL (feet): 30'	DUPLICATE: Y (N)	
FIELD DECONTAMINATION: PUMP Y (N)	TUBING Y (N) (replaced)	SAMPLE COLLECTION METHOD: PP	

FIELD EQUIPMENT USED:	FIELD EQUIPMENT USED:	REMARKS:
MAKE:	MAKE:	
MODEL:	MODEL:	
SERIAL NO:	SERIAL NO:	

MATERIAL CODES: **AG** = Amber Glass; **CG** = Clear Glass; **HDPE** = High Density Polyethylene; **LDPE** = Low Density Polyethylene; **PP** = Polypropylene; **S** = Silicone; **T** = Teflon; **O** = Other (Specify)

NOTES:
1. STABILIZATION CRITERIA FOR RANGE OF VARIATION OF LAST THREE CONSECUTIVE READINGS:
   pH: + 1.0 units **Temperature**: + 3% **Specific Conductance**: + 3% **Dissolved Oxygen**: optionally, + 0.2 mg/L or + 10% (whichever is greater) **ORP**: + 10 mV
   Turbidity: all readings < 20 NTU; optionally + 5 NTU or + 10% (whichever is greater)

SAMPLED? Y OR N	# of bottles	Size	Material	Preservative	Preservative Lot Number	Analysis	Preferred Lab
N	1	250 ml	Plastic	H_2SO_4		Ammonia	WEC Chem Lab
Y	1	250 ml	Plastic	N/A		Conductivity[a]	WEC Chem Lab
						Fluoride[a]	
Y	1	250 ml	Plastic	N/A		Nitrate	Shealy
Y	3	50 ml	Glass vial	Vendor[b]	B029301VB	VOC	Shealy
N	2	250 ml	Glass-amber	N/A		SVOC	Shealy
N	1	250 ml	Plastic	N/A		Tritium	GEL
N	2	1 liter	Plastic	HNO_3			
						Gross Alpha	GEL
						Gross Beta	
						Isotopic U (α Spec)	
						Isotopic U (ICP-MS)	
						Total U (ICP-MS)	
						Tc-99 (liquid scint)	

Notes: [a] Ensure there is no headspace in the bottle.
[b] Glass vials for VOC collection are acidified by the vendor supplying the vials.

Retain form in area for 1 year, in Records Room - 3 years and offsite - 57 years.

© 2020 Westinghouse Electric Company LLC.
All Rights Reserved.

Westinghouse Proprietary Class 2
PRINTED COPIES ARE UNCONTROLLED

Low Flow Groundwater Sample Collection Record

WELL NO: L-22	SAMPLE ID: L-22-8-12	DATE: 11/19/20
TOTAL WELL LENGTH (feet) (A): 12	WATER TABLE DEPTH (feet) (B): 7	LENGTH OF WATER COLUMN (feet) (A-B): 5
CASING DIAMATER / MATL (inches): 1' SS	WELL SCREEN INTERVAL DEPTH: 8 feet to 12 feet	CALCULATED SYSTEM VOLUME:

PURGING DATA

	TUBING DIAMETER (inches): 1			PURGE PUMP TYPE OR BAILER: PP
INITIAL PUMP OR TUBING DEPTH IN WELL (feet): 10	FINAL PUMP OR TUBING DEPTH IN WELL (feet): 10	PURGING START TIME: 09:24	PURGING END TIME: 09:50	TOTAL VOLUME PURGED (gallons): 1.25

TIME (24 HR)	CUMUL. VOLUME PURGED (gallons)	PURGE RATE (gpm)	DEPTH TO WATER (feet)	ORP (mV)	pH (standard units)	TEMP. (°C)	SPEC. COND. (circle units) µmhos/cm or µS/cm	DISSOLVED OXYGEN (circle units) mg/L or % saturation	TURBIDITY (NTUs)	COLOR (describe)	ODOR (describe)
09:24	0	0.06	7	402.8	7.57	18.70	58.06	5.74	4053.0	Orange brown	
09:29	0.3	" "	7	-357.2	6.44	21.16	109.49	0.72	2951.6	"	"
09:34	0.6	" "	7	-247.0	6.53	21.29	121.04	0.65	82.7	Lt brown	
09:40	0.9	" "	7	-208.4	6.51	21.24	~~119.82~~	0.66	121.63	" "	
09:45	1.2	" "	7	-186.28	6.48	21.54	120.72	0.66	103.8	" "	
09:50	1.5	" "	7	-161.19	6.46	21.84	119.54	0.701	26.7	Clear	

WELL CAPACITY (Gallons Per Foot): **0.75"** = 0.02; **1"** = 0.04; **1.25"** = 0.06; **2"** = 0.16; **3"** = 0.37; **4"** = 0.65; **5"** = 1.02; **6"** = 1.47; **12"** = 5.88
TUBING INSIDE DIA. CAPACITY (Gal./Ft.): **1/8"** = 0.0006; **3/16"** = 0.0014; **1/4"** = 0.0026; **5/16"** = 0.004; **3/8"** = 0.006; **1/2"** = 0.010; **5/8"** = 0.016

PURGING EQUIPMENT CODES: **B** = Bailer; **BP** = Bladder Pump; **ESP** = Electric Submersible Pump; **PP** = Peristaltic Pump; **O** = Other (Specify)

*Parent Procedure, other procedures may reference this form in ETAPS. * Procedure # ROP-06-007

Electronically approved records are authenticated in the electronic document management system.

Information included in this material is proprietary and confidential and cannot be disclosed or used for any reason beyond the intended purpose without the prior written consent of Westinghouse Electric Company LLC.

© 2020 Westinghouse Electric Company LLC.
All Rights Reserved.

Westinghouse Proprietary Class 2
PRINTED COPIES ARE UNCONTROLLED

SAMPLING DATA

WELL No:	SAMPLED BY (PRINT) / AFFILIATION:		
L-22-8-12	Jeremy Grant / AECOM		
SAMPLER(S) SIGNATURE(S): Jeremy Grant		SAMPLING START TIME: 9:51	SAMPLING END TIME: 9:55
TUBING MATERIAL CODE: HDPE	PUMP OR TUBING DEPTH IN WELL (feet): 10	DUPLICATE: (Y) N	
FIELD DECONTAMINATION: PUMP Y (N)	TUBING Y (N) (replaced)	SAMPLE COLLECTION METHOD: Low flow	

FIELD EQUIPMENT USED:	FIELD EQUIPMENT USED:	REMARKS:
MAKE:	MAKE:	
MODEL:	MODEL:	
SERIAL NO:	SERIAL NO:	

MATERIAL CODES: **AG** = Amber Glass; **CG** = Clear Glass; **HDPE** = High Density Polyethylene; **LDPE** = Low Density Polyethylene; **PP** = Polypropylene; **S** = Silicone; **T** = Teflon; **O** = Other (Specify)

NOTES:
1. STABILIZATION CRITERIA FOR RANGE OF VARIATION OF LAST THREE CONSECUTIVE READINGS:
pH: + 1.0 units **Temperature**: + 3% **Specific Conductance**: + 3% **Dissolved Oxygen**: optionally, + 0.2 mg/L or + 10% (whichever is greater) **ORP**: + 10 mV
Turbidity: all readings < 20 NTU; optionally + 5 NTU or + 10% (whichever is greater)

SAMPLED? Y OR N	# of bottles	Size	Material	Preservative	Preservative Lot Number	Analysis	Preferred Lab
N	1	250 ml	Plastic	H_2SO_4		Ammonia	WEC Chem Lab
N	1	250 ml	Plastic	N/A		Conductivity[a]	WEC Chem Lab
						Fluoride[a]	
N	1	250 ml	Plastic	N/A		Nitrate	Shealy
Y	3 6	50 ml	Glass vial	Vendor[b]	B029301VB	VOC	Shealy
N	2	250 ml	Glass-amber	N/A		SVOC	Shealy
N	1	250 ml	Plastic	N/A		Tritium	GEL
N	2	1 liter	Plastic	HNO_3			
						Gross Alpha	GEL
						Gross Beta	
						Isotopic U (α Spec)	
						Isotopic U (ICP-MS)	
						Total U (ICP-MS)	
						Tc-99 (liquid scint)	

Notes: [a] Ensure there is no headspace in the bottle.
[b] Glass vials for VOC collection are acidified by the vendor supplying the vials.

Retain form in area for 1 year, in Records Room - 3 years and offsite - 57 years.

© 2020 Westinghouse Electric Company LLC. All Rights Reserved.

Westinghouse Proprietary Class 2
PRINTED COPIES ARE UNCONTROLLED

Low Flow Groundwater Sample Collection Record

WELL NO: L-22	SAMPLE ID: L-22-26-30	DATE: 11/18/20
TOTAL WELL LENGTH (feet) (A): 30	WATER TABLE DEPTH (feet) (B): 7	LENGTH OF WATER COLUMN (feet) (A-B): 23
CASING DIAMATER / MATL (inches): 1" SS	WELL SCREEN INTERVAL DEPTH 26 feet to 30 feet	CALCULATED SYSTEM VOLUME:

PURGING DATA

	TUBING DIAMETER (inches): 1/4"		PURGE PUMP TYPE OR BAILER: PP
INITIAL PUMP OR TUBING DEPTH IN WELL (feet): 28	FINAL PUMP OR TUBING DEPTH IN WELL (feet): 28	PURGING START TIME: 15:57	PURGING END TIME: / TOTAL VOLUME PURGED (gallons):

TIME (24 HR)	CUMUL. VOLUME PURGED (gallons)	PURGE RATE (gpm)	DEPTH TO WATER (feet)	ORP (mV)	pH (standard units)	TEMP. (°C)	SPEC. COND. (circle units) ~~mmhos/cm~~ or ~~uS/cm~~	DISSOLVED OXYGEN (circle units) mg/L or % saturation	TURBIDITY (NTUs)	COLOR (describe)	ODOR (describe)
15:57	0		7	6.10	6.43	20.79	76.23	5.68	5559.0	Yellow	
16:03	1		7	-138.02	6.02	20.37	77.44	2.19	5716.6	" "	
16:08	2		7	-161.32	5.94	20.53	72.18	1.73	5021.5	" "	
16:13	3		7	-154.09	5.82	20.13	65.97	1.55	2429.8	Lt. Yellow	
16:18	4		7	-156.48	5.81	20.35	59.87	1.39	872.0	"	"
16:23	5		7	-106.55	5.75	20.26	57.09	2.28	253.7	Opaque	
16:28	6		7	-67.70	5.74	19.90	56.75	3.82	292.7	" "	
16:33	7		7	-124.72	5.75	20.43	56.62	1.32	302.9	" "	
16:38	8		7	-87.98	5.69	20.44	54.53	1.55	69.3	Clear	
16:43	9		7	-88.25	5.67	20.32	54.10	1.54	35.1	" "	
16:48	10		7	-81.40	5.66	20.39	54.07	1.63	4.60	" "	

WELL CAPACITY (Gallons Per Foot): **0.75"** = 0.02; **1"** = 0.04; **1.25"** = 0.06; **2"** = 0.16; **3"** = 0.37; **4"** = 0.65; **5"** = 1.02; **6"** = 1.47; **12"** = 5.88
TUBING INSIDE DIA. CAPACITY (Gal./Ft.): **1/8"** = 0.0006; **3/16"** = 0.0014; **1/4"** = 0.0026; **5/16"** = 0.004; **3/8"** = 0.006; **1/2"** = 0.010; **5/8"** = 0.016

PURGING EQUIPMENT CODES: **B** = Bailer; **BP** = Bladder Pump; **ESP** = Electric Submersible Pump; **PP** = Peristaltic Pump; **O** = Other (Specify)

*Parent Procedure, other procedures may reference this form in ETAPS. * Procedure # ROP-06-007

Electronically approved records are authenticated in the electronic document management system.

Information included in this material is proprietary and confidential and cannot be disclosed or used for any reason beyond the intended purpose without the prior written consent of Westinghouse Electric Company LLC.

© 2020 Westinghouse Electric Company LLC.
All Rights Reserved.

Westinghouse Proprietary Class 2
PRINTED COPIES ARE UNCONTROLLED

SAMPLING DATA

ELL No: L-22	SAMPLED BY (PRINT) / AFFILIATION: Jeremy Grant / AECOM		
SAMPLER(S) SIGNATURE(S):		SAMPLING START TIME: 16:49	SAMPLING END TIME: 16:52
TUBING MATERIAL CODE: HDPE	PUMP OR TUBING DEPTH IN WELL (feet): 28	DUPLICATE: Y (N)	
FIELD DECONTAMINATION: PUMP Y (N)	TUBING Y (N) (replaced)	SAMPLE COLLECTION METHOD: Low flow	

FIELD EQUIPMENT USED:	FIELD EQUIPMENT USED:	REMARKS:
MAKE:	MAKE:	
MODEL:	MODEL:	
SERIAL NO:	SERIAL NO:	

MATERIAL CODES: **AG** = Amber Glass; **CG** = Clear Glass; **HDPE** = High Density Polyethylene; **LDPE** = Low Density Polyethylene; **PP** = Polypropylene; **S** = Silicone; **T** = Teflon; **O** = Other (Specify)

NOTES:
1. STABILIZATION CRITERIA FOR RANGE OF VARIATION OF LAST THREE CONSECUTIVE READINGS:
pH: + 1.0 units **Temperature**: + 3% **Specific Conductance**: + 3% **Dissolved Oxygen**: optionally, + 0.2 mg/L or + 10% (whichever is greater) **ORP**: + 10 mV
Turbidity: all readings < 20 NTU; optionally + 5 NTU or + 10% (whichever is greater)

SAMPLED? Y OR N	# of bottles	Size	Material	Preservative	Preservative Lot Number	Analysis	Preferred Lab
N	1	250 ml	Plastic	H_2SO_4		Ammonia	WEC Chem Lab
N	1	250 ml	Plastic	N/A		Conductivity[a]	WEC Chem Lab
						Fluoride[a]	
N	1	250 ml	Plastic	N/A		Nitrate	Shealy
Y	3	50 ml	Glass vial	Vendor[b]	B029301VB	VOC	Shealy
N	2	250 ml	Glass-amber	N/A		SVOC	Shealy
N	1	250 ml	Plastic	N/A		Tritium	GEL
N	2	1 liter	Plastic	HNO_3			
						Gross Alpha	GEL
						Gross Beta	
						Isotopic U (α Spec)	
						Isotopic U (ICP-MS)	
						Total U (ICP-MS)	
						Tc-99 (liquid scint)	

Notes: [a] Ensure there is no headspace in the bottle.
[b] Glass vials for VOC collection are acidified by the vendor supplying the vials.

Retain form in area for 1 year, in Records Room - 3 years and offsite - 57 years.

© 2020 Westinghouse Electric Company LLC.
All Rights Reserved.

Westinghouse Proprietary Class 2
PRINTED COPIES ARE UNCONTROLLED

Low Flow Groundwater Sample Collection Record

WELL NO: L-23	SAMPLE ID: L-23-12-146	DATE: 11/20/20
TOTAL WELL LENGTH (feet) (A): 146	WATER TABLE DEPTH (feet) (B): 9	LENGTH OF WATER COLUMN (feet) (A-B): 57
CASING DIAMATER / MATL (inches): 1" SS	WELL SCREEN INTERVAL DEPTH: 12 feet to 146 feet	CALCULATED SYSTEM VOLUME:

PURGING DATA

	TUBING DIAMETER (inches): 1/4"		PURGE PUMP TYPE OR BAILER: PP
INITIAL PUMP OR TUBING DEPTH IN WELL (feet): 124	FINAL PUMP OR TUBING DEPTH IN WELL (feet): 124	PURGING START TIME:	PURGING END TIME:	TOTAL VOLUME PURGED (gallons):

TIME (24 HR)	CUMUL. VOLUME PURGED (gallons)	PURGE RATE (gpm)	DEPTH TO WATER (feet)	ORP (mV)	pH (standard units)	TEMP. (°C)	SPEC. COND. (circle units) µmhos/cm or µS/cm	DISSOLVED OXYGEN (circle units) mg/L or % saturation	TURBIDITY (NTUs)	COLOR (describe)	ODOR (describe)
09:35	0	0.05	9	81.4	5.24	19.7	84.7	3.28	4806.5	Brown	
09:40	0.25	0.05	9	17.3	5.10	21.4	61.4	0.91	1697.1	Lt. brown	
09:45	0.5	0.05	9	-38.8	5.02	21.7	57.5	0.80	318.8	Clear	sh
09:50	0.75	0.05	9	-59.4	4.99	21.9	56.3	0.79	205.8	"	"
09:56	1.0	0.05	9	-96.1	4.99	22.0	55.9	0.77	333.5	"	"
10:01	1.25	0.05	9	-59.1	4.97	22.1	55.3	0.78	157.8	"	"

WELL CAPACITY (Gallons Per Foot): **0.75"** = 0.02; **1"** = 0.04; **1.25"** = 0.06; **2"** = 0.16; **3"** = 0.37; **4"** = 0.65; **5"** = 1.02; **6"** = 1.47; **12"** = 5.88
TUBING INSIDE DIA. CAPACITY (Gal./Ft.): **1/8"** = 0.0006; **3/16"** = 0.0014; **1/4"** = 0.0026; **5/16"** = 0.004; **3/8"** = 0.006; **1/2"** = 0.010; **5/8"** = 0.016

PURGING EQUIPMENT CODES: **B** = Bailer; **BP** = Bladder Pump; **ESP** = Electric Submersible Pump; **PP** = Peristaltic Pump; **O** = Other (Specify)

*Parent Procedure, other procedures may reference this form in ETAPS. * Procedure # ROP-06-007

Electronically approved records are authenticated in the electronic document management system.

Information included in this material is proprietary and confidential and cannot be disclosed or used for any reason beyond the intended purpose without the prior written consent of Westinghouse Electric Company LLC.

© 2020 Westinghouse Electric Company LLC. All Rights Reserved.

Westinghouse Proprietary Class 2
PRINTED COPIES ARE UNCONTROLLED

SAMPLING DATA

ELL No: L-23	SAMPLED BY (PRINT) / AFFILIATION: Jeremy Grant / AECOM		
SAMPLER(S) SIGNATURE(S):		SAMPLING START TIME: 10:01	SAMPLING END TIME: 10:03
TUBING MATERIAL CODE: HDPE/S	PUMP OR TUBING DEPTH IN WELL (feet): 12'		DUPLICATE: Y (N)
FIELD DECONTAMINATION: PUMP Y (N)	TUBING Y (N) (replaced)		SAMPLE COLLECTION METHOD: Low flow

FIELD EQUIPMENT USED:	FIELD EQUIPMENT USED:	REMARKS:
MAKE: In-Situ	MAKE:	
MODEL: Aqua Troll 600	MODEL:	
SERIAL NO: 496336	SERIAL NO:	

MATERIAL CODES: **AG** = Amber Glass; **CG** = Clear Glass; **HDPE** = High Density Polyethylene; **LDPE** = Low Density Polyethylene; **PP** = Polypropylene; **S** = Silicone; **T** = Teflon; **O** = Other (Specify)

NOTES:
1. STABILIZATION CRITERIA FOR RANGE OF VARIATION OF LAST THREE CONSECUTIVE READINGS:
pH: + 1.0 units **Temperature**: + 3% **Specific Conductance**: + 3% **Dissolved Oxygen**: optionally, + 0.2 mg/L or + 10% (whichever is greater) **ORP**: + 10 mV
Turbidity: all readings < 20 NTU; optionally + 5 NTU or + 10% (whichever is greater)

SAMPLED? Y OR N	# of bottles	Size	Material	Preservative	Preservative Lot Number	Analysis	Preferred Lab
N	1	250 ml	Plastic	H_2SO_4		Ammonia	WEC Chem Lab
N	1	250 ml	Plastic	N/A		Conductivity[a]	WEC Chem Lab
						Fluoride[a]	
N	1	250 ml	Plastic	N/A		Nitrate	Shealy
Y	3	50 ml	Glass vial	Vendor[b]	B029310VB	VOC	Shealy
N	2	250 ml	Glass-amber	N/A		SVOC	Shealy
N	1	250 ml	Plastic	N/A		Tritium	GEL
N	2	1 liter	Plastic	HNO_3			
						Gross Alpha	GEL
						Gross Beta	
						Isotopic U (α Spec)	
						Isotopic U (ICP-MS)	
						Total U (ICP-MS)	
						Tc-99 (liquid scint)	

Notes: [a] Ensure there is no headspace in the bottle.
[b] Glass vials for VOC collection are acidified by the vendor supplying the vials.

Retain form in area for 1 year, in Records Room - 3 years and offsite - 57 years.

© 2020 Westinghouse Electric Company LLC. All Rights Reserved.

Westinghouse Proprietary Class 2
PRINTED COPIES ARE UNCONTROLLED

Low Flow Groundwater Sample Collection Record

WELL NO: L-23	SAMPLE ID: L-23-20-24	DATE: 11/19/20
TOTAL WELL LENGTH (feet) (A): 24	WATER TABLE DEPTH (feet) (B): 9	LENGTH OF WATER COLUMN (feet) (A-B): 15
CASING DIAMATER / MATL (inches): 1" SS	WELL SCREEN INTERVAL DEPTH: 20 feet to 24 feet	CALCULATED SYSTEM VOLUME:

PURGING DATA

	TUBING DIAMETER (inches): 1/4"		PURGE PUMP TYPE OR BAILER: PP
INITIAL PUMP OR TUBING DEPTH IN WELL (feet): 22	FINAL PUMP OR TUBING DEPTH IN WELL (feet): 22	PURGING START TIME: 16:07	PURGING END TIME: 16:32	TOTAL VOLUME PURGED (gallons): 2.5

TIME (24 HR)	CUMUL. VOLUME PURGED (gallons)	PURGE RATE (gpm)	DEPTH TO WATER (feet)	ORP (mV)	pH (standard units)	TEMP. (°C)	SPEC. COND. (circle units) µmhos/cm or µS/cm	DISSOLVED OXYGEN (circle units) mg/L or % saturation	TURBIDITY (NTUs)	COLOR (describe)	ODOR (describe)
16:07	0	0.1	9	-7.76	5.86	23.1	122.7	1.67	2730.4	Brown	
16:12	0.5	0.1	9	17.1	5.17	22.0	107.7	1.00	1287.4	Lt. brown	
16:17	1	0.1	9	12.5	5.12	21.9	107.2	0.88	715.2	"	"
16:22	1.5	0.1	9	-3.6	5.13	21.7	106.2	0.89	634.7	"	"
16:27	2.0	0.1	9	-24.8	5.13	21.5	105.8	0.91	581.3	"	"
16:32	2.5	0.1	9	-42.7	5.12	21.5	104.9	0.93	417.7	"	"

WELL CAPACITY (Gallons Per Foot): **0.75"** = 0.02; **1"** = 0.04; **1.25"** = 0.06; **2"** = 0.16; **3"** = 0.37; **4"** = 0.65; **5"** = 1.02; **6"** = 1.47; **12"** = 5.88
TUBING INSIDE DIA. CAPACITY (Gal./Ft.): **1/8"** = 0.0006; **3/16"** = 0.0014; **1/4"** = 0.0026; **5/16"** = 0.004; **3/8"** = 0.006; **1/2"** = 0.010; **5/8"** = 0.016

PURGING EQUIPMENT CODES: **B** = Bailer; **BP** = Bladder Pump; **ESP** = Electric Submersible Pump; **PP** = Peristaltic Pump; **O** = Other (Specify)

*Parent Procedure, other procedures may reference this form in ETAPS. * Procedure # ROP-06-007

Electronically approved records are authenticated in the electronic document management system.

Information included in this material is proprietary and confidential and cannot be disclosed or used for any reason beyond the intended purpose without the prior written consent of Westinghouse Electric Company LLC.

© 2020 Westinghouse Electric Company LLC. All Rights Reserved.

Westinghouse Proprietary Class 2
PRINTED COPIES ARE UNCONTROLLED

SAMPLING DATA

ELL No: L-23	SAMPLED BY (PRINT) / AFFILIATION: Jeremy Grant		
SAMPLER(S) SIGNATURE(S):		SAMPLING START TIME: 16:33	SAMPLING END TIME: 16:35
TUBING MATERIAL CODE: HDPE	PUMP OR TUBING DEPTH IN WELL (feet): 22	DUPLICATE: Y (N)	
FIELD DECONTAMINATION: PUMP Y (N)	TUBING Y (N) (replaced)	SAMPLE COLLECTION METHOD: Low Flow	

FIELD EQUIPMENT USED:	FIELD EQUIPMENT USED:	REMARKS:
MAKE:	MAKE:	
MODEL:	MODEL:	
SERIAL NO:	SERIAL NO:	

MATERIAL CODES: **AG** = Amber Glass; **CG** = Clear Glass; **HDPE** = High Density Polyethylene; **LDPE** = Low Density Polyethylene; **PP** = Polypropylene; **S** = Silicone; **T** = Teflon; **O** = Other (Specify)

NOTES:
1. **STABILIZATION CRITERIA FOR RANGE OF VARIATION OF LAST THREE CONSECUTIVE READINGS:**
   pH: + 1.0 units **Temperature**: + 3% **Specific Conductance**: + 3% **Dissolved Oxygen**: optionally, + 0.2 mg/L or + 10% (whichever is greater) **ORP**: + 10 mV
   Turbidity: all readings < 20 NTU; optionally + 5 NTU or + 10% (whichever is greater)

SAMPLED? Y OR N	# of bottles	Size	Material	Preservative	Preservative Lot Number	Analysis	Preferred Lab
N	1	250 ml	Plastic	H_2SO_4		Ammonia	WEC Chem Lab
N	1	250 ml	Plastic	N/A		Conductivity[a]	WEC Chem Lab
						Fluoride[a]	
N	1	250 ml	Plastic	N/A		Nitrate	Shealy
Y	3	50 ml	Glass vial	Vendor[b]	B029301VB	VOC	Shealy
N	2	250 ml	Glass-amber	N/A		SVOC	Shealy
N	1	250 ml	Plastic	N/A		Tritium	GEL
N	2	1 liter	Plastic	HNO_3			
						Gross Alpha	GEL
						Gross Beta	
						Isotopic U (α Spec)	
						Isotopic U (ICP-MS)	
						Total U (ICP-MS)	
						Tc-99 (liquid scint)	

Notes: [a] Ensure there is no headspace in the bottle.
[b] Glass vials for VOC collection are acidified by the vendor supplying the vials.

Retain form in area for 1 year, in Records Room - 3 years and offsite - 57 years.

© 2020 Westinghouse Electric Company LLC.
All Rights Reserved.

Westinghouse Proprietary Class 2
PRINTED COPIES ARE UNCONTROLLED

Low Flow Groundwater Sample Collection Record

WELL NO: L-23	SAMPLE ID: L-23-31-35	DATE: 11/19/20
TOTAL WELL LENGTH (feet) (A): 35	WATER TABLE DEPTH (feet) (B): 9	LENGTH OF WATER COLUMN (feet) (A-B): 26
CASING DIAMATER / MATL (inches): 1" SS	WELL SCREEN INTERVAL DEPTH: 31 feet to 35 feet	CALCULATED SYSTEM VOLUME:

PURGING DATA

	TUBING DIAMETER (inches): 1/4"		PURGE PUMP TYPE OR BAILER: PP
INITIAL PUMP OR TUBING DEPTH IN WELL (feet): 33	FINAL PUMP OR TUBING DEPTH IN WELL (feet): 33	PURGING START TIME: 14:45	PURGING END TIME: 15:11	TOTAL VOLUME PURGED (gallons): 1

TIME (24 HR)	CUMUL. VOLUME PURGED (gallons)	PURGE RATE (gpm)	DEPTH TO WATER (feet)	ORP (mV)	pH (standard units)	TEMP. (°C)	SPEC. COND. (circle units) µmhos/cm or µS/cm	DISSOLVED OXYGEN (circle units) mg/L or % saturation	TURBIDITY (NTUs)	COLOR (describe)	ODOR (describe)
14:45	0	0.04	9	11.89	6.39	23.6	109.3	3.70	6127.0	Yellow	
14:[illegible]	0.2	0.04	9	-25.2	6.08	21.8	117.7	0.59	4998.6	Lt. Yellow	
14:56	0.4	0.04	9	-28.16	6.06	21.7	113.9	0.16	3717.8	" "	
15:01	0.6	0.04	9	-32.5	6.07	21.7	110.5	0.06	3514.5	" "	
15:06	0.8	0.04	9	-35.94	6.06	21.7	106.99	0.04	3153.7	" "	
15:11	1.0	0.04	9	-55.78	6.12	20.99	106.5	0.92	5795.5	" "	

WELL CAPACITY (Gallons Per Foot): **0.75"** = 0.02; **1"** = 0.04; **1.25"** = 0.06; **2"** = 0.16; **3"** = 0.37; **4"** = 0.65; **5"** = 1.02; **6"** = 1.47; **12"** = 5.88
TUBING INSIDE DIA. CAPACITY (Gal./Ft.): **1/8"** = 0.0006; **3/16"** = 0.0014; **1/4"** = 0.0026; **5/16"** = 0.004; **3/8"** = 0.006; **1/2"** = 0.010; **5/8"** = 0.016

PURGING EQUIPMENT CODES: **B** = Bailer; **BP** = Bladder Pump; **ESP** = Electric Submersible Pump; **PP** = Peristaltic Pump; **O** = Other (Specify)

Shook the AT 600 between 15:06 + 15:11 reading stirring up the sediment

*Parent Procedure, other procedures may reference this form in ETAPS. * Procedure # ROP-06-007

Electronically approved records are authenticated in the electronic document management system.
Information included in this material is proprietary and confidential and cannot be disclosed or used for any reason beyond the intended purpose without the prior written consent of Westinghouse Electric Company LLC.
© 2020 Westinghouse Electric Company LLC. All Rights Reserved.

Westinghouse Proprietary Class 2
PRINTED COPIES ARE UNCONTROLLED

SAMPLING DATA

ELL No: L-23	SAMPLED BY (PRINT) / AFFILIATION: Jeremy Grant / AECOM		
SAMPLER(S) SIGNATURE(S):		SAMPLING START TIME: 1512	SAMPLING END TIME: 1515
TUBING MATERIAL CODE: HDPE	PUMP OR TUBING DEPTH IN WELL (feet): 33	DUPLICATE: Y (N)	
FIELD DECONTAMINATION: PUMP Y (N)	TUBING Y (N) (replaced)	SAMPLE COLLECTION METHOD: Low flow	

FIELD EQUIPMENT USED:	FIELD EQUIPMENT USED:	REMARKS:
MAKE:	MAKE:	
MODEL:	MODEL:	
SERIAL NO:	SERIAL NO:	

MATERIAL CODES: **AG** = Amber Glass; **CG** = Clear Glass; **HDPE** = High Density Polyethylene; **LDPE** = Low Density Polyethylene; **PP** = Polypropylene; **S** = Silicone; **T** = Teflon; **O** = Other (Specify)

NOTES:
1. STABILIZATION CRITERIA FOR RANGE OF VARIATION OF LAST THREE CONSECUTIVE READINGS:
   pH: + 1.0 units **Temperature**: + 3% **Specific Conductance**: + 3% **Dissolved Oxygen**: optionally, + 0.2 mg/L or + 10% (whichever is greater) **ORP**: + 10 mV
   Turbidity: all readings < 20 NTU; optionally + 5 NTU or + 10% (whichever is greater)

SAMPLED? Y OR N	# of bottles	Size	Material	Preservative	Preservative Lot Number	Analysis	Preferred Lab
N	1	250 ml	Plastic	H_2SO_4		Ammonia	WEC Chem Lab
N	1	250 ml	Plastic	N/A		Conductivity[a]	WEC Chem Lab
						Fluoride[a]	
N	1	250 ml	Plastic	N/A		Nitrate	Shealy
Y	3	50 ml	Glass vial	Vendor[b]	B029301VB	VOC	Shealy
N	2	250 ml	Glass-amber	N/A		SVOC	Shealy
N	1	250 ml	Plastic	N/A		Tritium	GEL
N	2	1 liter	Plastic	HNO_3			
						Gross Alpha	GEL
						Gross Beta	
						Isotopic U (α Spec)	
						Isotopic U (ICP-MS)	
						Total U (ICP-MS)	
						Tc-99 (liquid scint)	

Notes: [a] Ensure there is no headspace in the bottle.
[b] Glass vials for VOC collection are acidified by the vendor supplying the vials.

Retain form in area for 1 year, in Records Room - 3 years and offsite - 57 years.

© 2020 Westinghouse Electric Company LLC.
All Rights Reserved.

Westinghouse Proprietary Class 2
PRINTED COPIES ARE UNCONTROLLED

Low Flow Groundwater Sample Collection Record

WELL NO: L-24	SAMPLE ID: L-24-11-15	DATE: 11/20/20
TOTAL WELL LENGTH (feet) (A): 15	WATER TABLE DEPTH (feet) (B): 10	LENGTH OF WATER COLUMN (feet) (A-B): 5
CASING DIAMATER / MATL (inches): 1" SS	WELL SCREEN INTERVAL DEPTH: 11 feet to 15 feet	CALCULATED SYSTEM VOLUME:

PURGING DATA

	TUBING DIAMETER (inches): 1/4"		PURGE PUMP TYPE OR BAILER:

INITIAL PUMP OR TUBING DEPTH IN WELL (feet): 14	FINAL PUMP OR TUBING DEPTH IN WELL (feet): 14	PURGING START TIME: 15:13	PURGING END TIME: 15:53	TOTAL VOLUME PURGED (gallons): 1

TIME (24 HR)	CUMUL. VOLUME PURGED (gallons)	PURGE RATE (gpm)	DEPTH TO WATER (feet)	ORP (mV)	pH (standard units)	TEMP. (°C)	SPEC. COND. (circle units) µmhos/cm or µS/cm	DISSOLVED OXYGEN (circle units) mg/L or % saturation	TURBIDITY (NTUs)	COLOR (describe)	ODOR (describe)
15:13	0	0.05	10	86.0	5.74	23.9	788	3.01	1720.4	Yellowish Orange	
15:23	0.25	0.05	10	135	5.32	23.1	75.1	6.15	856.3	Lt. Yellow	
15:33	0.5	0.05	10	147.7	5.17	23.0	72.1	6.70	573.3	Clear	
15:43	0.75	0.05	10	156.6	5.13	22.7	71.7	6.97	491.5	Clear	
15:53	1.00	0.05	10	159.7	5.14	22.3	70.9	7.09	468.7	Clear	

WELL CAPACITY (Gallons Per Foot): **0.75"** = 0.02; **1"** = 0.04; **1.25"** = 0.06; **2"** = 0.16; **3"** = 0.37; **4"** = 0.65; **5"** = 1.02; **6"** = 1.47; **12"** = 5.88
TUBING INSIDE DIA. CAPACITY (Gal./Ft.): **1/8"** = 0.0006; **3/16"** = 0.0014; **1/4"** = 0.0026; **5/16"** = 0.004; **3/8"** = 0.006; **1/2"** = 0.010; **5/8"** = 0.016

PURGING EQUIPMENT CODES: **B** = Bailer; **BP** = Bladder Pump; **ESP** = Electric Submersible Pump; **PP** = Peristaltic Pump; **O** = Other (Specify)

*Parent Procedure, other procedures may reference this form in ETAPS. * Procedure # ROP-06-007

Electronically approved records are authenticated in the electronic document management system.
Information included in this material is proprietary and confidential and cannot be disclosed or used for any reason beyond the intended purpose without the prior written consent of Westinghouse Electric Company LLC.
© 2020 Westinghouse Electric Company LLC.
All Rights Reserved.

Westinghouse Proprietary Class 2
PRINTED COPIES ARE UNCONTROLLED

SAMPLING DATA

WELL No:	SAMPLED BY (PRINT) / AFFILIATION:		
L-24	Jeremy Grant / AECOM		
SAMPLER(S) SIGNATURE(S):		SAMPLING START TIME:	SAMPLING END TIME:
TUBING MATERIAL CODE: HDPE	PUMP OR TUBING DEPTH IN WELL (feet): 14	DUPLICATE: Y N	
FIELD DECONTAMINATION: PUMP Y N TUBING Y N (replaced)		SAMPLE COLLECTION METHOD:	

FIELD EQUIPMENT USED:	FIELD EQUIPMENT USED:	REMARKS:
MAKE: In-Situ	MAKE: Proactive Env.	
MODEL: AquaTroll 600	MODEL: Alexis PP	
SERIAL NO: 496336	SERIAL NO: 24,480	

MATERIAL CODES: **AG** = Amber Glass; **CG** = Clear Glass; **HDPE** = High Density Polyethylene; **LDPE** = Low Density Polyethylene; **PP** = Polypropylene; **S** = Silicone; **T** = Teflon; **O** = Other (Specify)

NOTES:
1. STABILIZATION CRITERIA FOR RANGE OF VARIATION OF LAST THREE CONSECUTIVE READINGS:
pH: + 1.0 units **Temperature**: + 3% **Specific Conductance**: + 3% **Dissolved Oxygen**: optionally, + 0.2 mg/L or + 10% (whichever is greater) **ORP**: + 10 mV
Turbidity: all readings < 20 NTU; optionally + 5 NTU or + 10% (whichever is greater)

SAMPLED? Y OR N	# of bottles	Size	Material	Preservative	Preservative Lot Number	Analysis	Preferred Lab
N	1	250 ml	Plastic	H_2SO_4		Ammonia	WEC Chem Lab
N	1	250 ml	Plastic	N/A		Conductivity[a]	WEC Chem Lab
						Fluoride[a]	
N	1	250 ml	Plastic	N/A		Nitrate	Shealy
Y	3	50 ml	Glass vial	Vendor[b]	B029301VB	VOC	Shealy
N	2	250 ml	Glass-amber	N/A		SVOC	Shealy
N	1	250 ml	Plastic	N/A		Tritium	GEL
N	2	1 liter	Plastic	HNO_3			
						Gross Alpha	GEL
						Gross Beta	
						Isotopic U (α Spec)	
						Isotopic U (ICP-MS)	
						Total U (ICP-MS)	
						Tc-99 (liquid scint)	

Notes: [a] Ensure there is no headspace in the bottle.
[b] Glass vials for VOC collection are acidified by the vendor supplying the vials.

Retain form in area for 1 year, in Records Room - 3 years and offsite - 57 years.

© 2020 Westinghouse Electric Company LLC. All Rights Reserved.

Westinghouse Proprietary Class 2
PRINTED COPIES ARE UNCONTROLLED

Low Flow Groundwater Sample Collection Record

WELL NO: L-24	SAMPLE ID: L-24-25-29	DATE: 11/23/20
TOTAL WELL LENGTH (feet) (A): 29	WATER TABLE DEPTH (feet) (B): 10	LENGTH OF WATER COLUMN (feet) (A-B): 19
CASING DIAMATER / MATL (inches): 1" SS	WELL SCREEN INTERVAL DEPTH: 10 feet to 29 feet	CALCULATED SYSTEM VOLUME:

PURGING DATA

	TUBING DIAMETER (inches): 1/4"		PURGE PUMP TYPE OR BAILER: PP
INITIAL PUMP OR TUBING DEPTH IN WELL (feet): 28	FINAL PUMP OR TUBING DEPTH IN WELL (feet): 28	PURGING START TIME: 09:05	PURGING END TIME: 09:10	TOTAL VOLUME PURGED (gallons): 0.05

TIME (24 HR)	CUMUL. VOLUME PURGED (gallons)	PURGE RATE (gpm)	DEPTH TO WATER (feet)	ORP (mV)	pH (standard units)	TEMP. (°C)	SPEC. COND. (circle units) µmhos/cm or µS/cm	DISSOLVED OXYGEN (circle units) mg/L or % saturation	TURBIDITY (NTUs)	COLOR (describe)	ODOR (describe)
09:05	0	0.25								Gray	
09:10	0.05	—									

Dry after 5 minutes of purging. Let recharge for 30 minutes and grab a sample. Dry after filling 1 VOA. Leave tooling in the ground to come back later.

WELL CAPACITY (Gallons Per Foot): **0.75"** = 0.02; **1"** = 0.04; **1.25"** = 0.06; **2"** = 0.16; **3"** = 0.37; **4"** = 0.65; **5"** = 1.02; **6"** = 1.47; **12"** = 5.88
TUBING INSIDE DIA. CAPACITY (Gal./Ft.): **1/8"** = 0.0006; **3/16"** = 0.0014; **1/4"** = 0.0026; **5/16"** = 0.004; **3/8"** = 0.006; **1/2"** = 0.010; **5/8"** = 0.016

PURGING EQUIPMENT CODES: **B** = Bailer; **BP** = Bladder Pump; **ESP** = Electric Submersible Pump; **PP** = Peristaltic Pump; **O** = Other (Specify)

*Parent Procedure, other procedures may reference this form in ETAPS. * Procedure # ROP-06-007

Electronically approved records are authenticated in the electronic document management system.

Information included in this material is proprietary and confidential and cannot be disclosed or used for any reason beyond the intended purpose without the prior written consent of Westinghouse Electric Company LLC.

© 2020 Westinghouse Electric Company LLC.
All Rights Reserved.

Westinghouse Proprietary Class 2
PRINTED COPIES ARE UNCONTROLLED

SAMPLING DATA

ELL No: L-24 (25-29')	SAMPLED BY (PRINT) / AFFILIATION: Jeremy Grant/AECOM		
SAMPLER(S) SIGNATURE(S): Jeremy Grant		SAMPLING START TIME: 15:23	SAMPLING END TIME: 15:26
TUBING MATERIAL CODE: HDPE	PUMP OR TUBING DEPTH IN WELL (feet): 28'		DUPLICATE: Y (N)
FIELD DECONTAMINATION: PUMP Y (N)	TUBING Y (N) replaced)		SAMPLE COLLECTION METHOD: Low flow

FIELD EQUIPMENT USED:	FIELD EQUIPMENT USED:	REMARKS:
MAKE: In-Situ	MAKE:	
MODEL: AquaTroll 600	MODEL:	
SERIAL NO: 496336	SERIAL NO:	

MATERIAL CODES: **AG** = Amber Glass; **CG** = Clear Glass; **HDPE** = High Density Polyethylene; **LDPE** = Low Density Polyethylene; **PP** = Polypropylene; **S** = Silicone; **T** = Teflon; **O** = Other (Specify)

NOTES:
1. STABILIZATION CRITERIA FOR RANGE OF VARIATION OF LAST THREE CONSECUTIVE READINGS:
pH: + 1.0 units **Temperature**: + 3% **Specific Conductance**: + 3% **Dissolved Oxygen**: optionally, + 0.2 mg/L or + 10% (whichever is greater) **ORP**: + 10 mV
Turbidity: all readings < 20 NTU; optionally + 5 NTU or + 10% (whichever is greater)

SAMPLED? Y OR N	# of bottles	Size	Material	Preservative	Preservative Lot Number	Analysis	Preferred Lab
N	1	250 ml	Plastic	H_2SO_4		Ammonia	WEC Chem Lab
N	1	250 ml	Plastic	N/A		Conductivity[a]	WEC Chem Lab
						Fluoride[a]	
N	1	250 ml	Plastic	N/A		Nitrate	Shealy
Y	3	50 ml	Glass vial	Vendor[b]	B029301VB	VOC[a]	Shealy
N	2	250 ml	Glass-amber	N/A		SVOC	Shealy
N	1	250 ml	Plastic	N/A		Tritium	GEL
N	2	1 liter	Plastic	HNO_3			
						Gross Alpha	GEL
						Gross Beta	
						Isotopic U (α Spec)	
						Isotopic U (ICP-MS)	
						Total U (ICP-MS)	
						Tc-99 (liquid scint)	

Notes: [a] Ensure there is no headspace in the bottle.
[b] Glass vials for VOC collection are acidified by the vendor supplying the vials.

Retain form in area for 1 year, in Records Room - 3 years and offsite - 57 years.

© 2020 Westinghouse Electric Company LLC.
All Rights Reserved.

Westinghouse Proprietary Class 2
PRINTED COPIES ARE UNCONTROLLED

Low Flow Groundwater Sample Collection Record

WELL NO: L-25-14.7-19.7	SAMPLE ID: L-25-14.7-19.7	DATE: 12/11/20
TOTAL WELL LENGTH (feet) (A): 19.7	WATER TABLE DEPTH (feet) (B): 16.6	LENGTH OF WATER COLUMN (feet) (A-B):
CASING DIAMATER / MATL (inches): 1.0 / PVC	WELL SCREEN INTERVAL DEPTH: 14.7 feet to 19.7 feet	CALCULATED SYSTEM VOLUME:

PURGING DATA

	TUBING DIAMETER (inches): 0.25			PURGE PUMP TYPE OR BAILER: Peristaltic Pump
INITIAL PUMP OR TUBING DEPTH IN WELL (feet): 18.5	FINAL PUMP OR TUBING DEPTH IN WELL (feet): 18.5	PURGING START TIME: 1419	PURGING END TIME: 1451	TOTAL VOLUME PURGED (gallons): 4.0

TIME (24 HR)	CUMUL. VOLUME PURGED (gallons)	PURGE RATE (gpm)	DEPTH TO WATER (feet)	ORP (mV)	pH (standard units)	TEMP. (°C)	SPEC. COND. (circle units) µmhos/cm or µS/cm	DISSOLVED OXYGEN (circle units) mg/L or % saturation	TURBIDITY (NTUs)	COLOR (describe)	ODOR (describe)
1419	0	0.13		-100.11	7.01	19.87	114.59	4.01	79.6	brown	none
1425	0.78	0.13		-49.82	6.94	20.28	89.67	4.08	56.9	light brown	none
1430	1.43	0.13		-22.69	6.86	20.26	84.82	4.26	27.8	clear	none
1435	2.08	0.13		5.23	6.81	20.30	82.76	4.25	116.29	clear	none
1440	2.73	0.13		50.67	6.74	20.22	78.43	4.41	74.85	clear	none
1445	3.38	0.13		65.47	6.67	20.20	77.20	4.46	43.60	clear	none
1450	4.0	0.13		78.53	6.61	20.21	75.53	4.48	36.0	clear	none

WELL CAPACITY (Gallons Per Foot): **0.75"** = 0.02; **1"** = 0.04; **1.25"** = 0.06; **2"** = 0.16; **3"** = 0.37; **4"** = 0.65; **5"** = 1.02; **6"** = 1.47; **12"** = 5.88
TUBING INSIDE DIA. CAPACITY (Gal./Ft.): **1/8"** = 0.0006; **3/16"** = 0.0014; **1/4"** = 0.0026; **5/16"** = 0.004; **3/8"** = 0.006; **1/2"** = 0.010; **5/8"** = 0.016

PURGING EQUIPMENT CODES: **B** = Bailer; **BP** = Bladder Pump; **ESP** = Electric Submersible Pump; **PP** = Peristaltic Pump; **O** = Other (Specify)

*Parent Procedure, other procedures may reference this form in ETAPS. * Procedure # ROP-06-007

Electronically approved records are authenticated in the electronic document management system.

Information included in this material is proprietary and confidential and cannot be disclosed or used for any reason beyond the intended purpose without the prior written consent of Westinghouse Electric Company LLC.

© 2020 Westinghouse Electric Company LLC.
All Rights Reserved.

Westinghouse Proprietary Class 2
PRINTED COPIES ARE UNCONTROLLED

SAMPLING DATA

WELL No:	SAMPLED BY (PRINT) / AFFILIATION:		
L-25-1417-1917	Chuck Suddeth / AECOM		
SAMPLER(S) SIGNATURE(S): Charles K Suddeth		SAMPLING START TIME: 1419	SAMPLING END TIME: 1451
TUBING MATERIAL CODE: HDPE	PUMP OR TUBING DEPTH IN WELL (feet): 18.5'	DUPLICATE: Y (N)	
FIELD DECONTAMINATION: PUMP Y (N)	TUBING Y (N) (replaced)	SAMPLE COLLECTION METHOD: Peristaltic Pump	

FIELD EQUIPMENT USED:	FIELD EQUIPMENT USED:	REMARKS:
MAKE:	MAKE:	
MODEL:	MODEL:	
SERIAL NO:	SERIAL NO:	

MATERIAL CODES: **AG** = Amber Glass; **CG** = Clear Glass; **HDPE** = High Density Polyethylene; **LDPE** = Low Density Polyethylene; **PP** = Polypropylene; **S** = Silicone; **T** = Teflon; **O** = Other (Specify)

NOTES:
1. STABILIZATION CRITERIA FOR RANGE OF VARIATION OF LAST THREE CONSECUTIVE READINGS:
   pH: + 1.0 units **Temperature**: + 3% **Specific Conductance**: + 3% **Dissolved Oxygen**: optionally, + 0.2 mg/L or + 10% (whichever is greater) **ORP**: + 10 mV
   Turbidity: all readings < 20 NTU; optionally + 5 NTU or + 10% (whichever is greater)

SAMPLED? Y OR N	# of bottles	Size	Material	Preservative	Preservative Lot Number	Analysis	Preferred Lab
	1	250 ml	Plastic	H_2SO_4		Ammonia	WEC Chem Lab
	1	250 ml	Plastic	N/A		Conductivity[a]	WEC Chem Lab
						Fluoride[a]	
	1	250 ml	Plastic	N/A		Nitrate	Shealy
Y	3	40 ml	Glass vial	Vendor[b]	B029301VB	VOC	Shealy
	2	250 ml	Glass-amber	N/A		SVOC	Shealy
	1	250 ml	Plastic	N/A		Tritium	GEL
	2	1 liter	Plastic	HNO_3			
						Gross Alpha	GEL
						Gross Beta	
						Isotopic U (α Spec)	
						Isotopic U (ICP-MS)	
						Total U (ICP-MS)	
						Tc-99 (liquid scint)	

Notes: [a] Ensure there is no headspace in the bottle.
[b] Glass vials for VOC collection are acidified by the vendor supplying the vials.

Retain form in area for 1 year, in Records Room - 3 years and offsite - 57 years.

© 2020 Westinghouse Electric Company LLC.
All Rights Reserved.

Westinghouse Proprietary Class 2
PRINTED COPIES ARE UNCONTROLLED

Low Flow Groundwater Sample Collection Record

WELL NO: L-25-215-25.5	SAMPLE ID: L-25-215-25.5	DATE: 12/8/20
TOTAL WELL LENGTH (feet) (A): 25.5	WATER TABLE DEPTH (feet) (B): 17	LENGTH OF WATER COLUMN (feet) (A-B):
CASING DIAMATER / MATL (inches): 0.5 / steel	WELL SCREEN INTERVAL DEPTH: 21.5 feet to 25.5 feet	CALCULATED SYSTEM VOLUME:

PURGING DATA

	TUBING DIAMETER (inches): 0.25			PURGE PUMP TYPE OR BAILER: Peristaltic Pump
INITIAL PUMP OR TUBING DEPTH IN WELL (feet): 23.5	FINAL PUMP OR TUBING DEPTH IN WELL (feet): 23.5	PURGING START TIME: 1607	PURGING END TIME: 1651	TOTAL VOLUME PURGED (gallons): 4.0

TIME (24 HR)	CUMUL. VOLUME PURGED (gallons)	PURGE RATE (gpm)	DEPTH TO WATER (feet)	ORP (mV)	pH (standard units)	TEMP. (°C)	SPEC. COND. (circle units) µmhos/cm or µS/cm	DISSOLVED OXYGEN (circle units) mg/L or % saturation	TURBIDITY (NTUs)	COLOR (describe)	ODOR (describe)
1607	0	0.09		582.83	6.73	15.17	285.67	7.08	1,243	tan	none
1611	0.36	0.09		-28.85	6.15	18.52	188.33	3.70	78.62	clear	none
1615	0.72	0.09		-7.6	5.93	18.65	129.41	3.59	126	clear	none
1620	1.17	0.09		+ 5.76	5.85	18.08	109.14	3.48	23.2	clear	none
1625	1.62	0.09		20.84	5.79	18.33	99.36	3.33	24.2	clear	none
1630	2.07	0.09		41.03	5.73	18.21	89.35	3.39	33.4	clear	none
1635	2.52	0.09		45.34	5.70	18.32	85.68	3.43	19.0	clear	none
1640	2.97	0.09		54.61	5.66	18.37	82.53	3.48	23.0	clear	none
1645	3.42	0.09		59.74	5.65	18.22	80.49	3.52	15.06	clear	none
1650	4.0	0.09		64.13	5.64	18.39	78.81	3.56	21.5	clear	none

WELL CAPACITY (Gallons Per Foot): **0.75"** = 0.02; **1"** = 0.04; **1.25"** = 0.06; **2"** = 0.16; **3"** = 0.37; **4"** = 0.65; **5"** = 1.02; **6"** = 1.47; **12"** = 5.88
TUBING INSIDE DIA. CAPACITY (Gal./Ft.): **1/8"** = 0.0006; **3/16"** = 0.0014; **1/4"** = 0.0026; **5/16"** = 0.004; **3/8"** = 0.006; **1/2"** = 0.010; **5/8"** = 0.016

PURGING EQUIPMENT CODES: **B** = Bailer; **BP** = Bladder Pump; **ESP** = Electric Submersible Pump; **PP** = Peristaltic Pump; **O** = Other (Specify)

*Parent Procedure, other procedures may reference this form in ETAPS. * Procedure # ROP-06-007

Electronically approved records are authenticated in the electronic document management system.

Information included in this material is proprietary and confidential and cannot be disclosed or used for any reason beyond the intended purpose without the prior written consent of Westinghouse Electric Company LLC.

© 2020 Westinghouse Electric Company LLC.
All Rights Reserved.

Westinghouse Proprietary Class 2
PRINTED COPIES ARE UNCONTROLLED

SAMPLING DATA

WELL No:	SAMPLED BY (PRINT) / AFFILIATION:		
L-25-21.5-25.5	Chuck Suddeth		
SAMPLER(S) SIGNATURE(S): Charles K Suddeth		SAMPLING START TIME: 1607	SAMPLING END TIME: 1651
TUBING MATERIAL CODE: HDPE	PUMP OR TUBING DEPTH IN WELL (feet): 23.5		DUPLICATE: Y (N)
FIELD DECONTAMINATION: PUMP Y (N)	TUBING Y (N (replaced))		SAMPLE COLLECTION METHOD: Peristaltic Pump

FIELD EQUIPMENT USED:	FIELD EQUIPMENT USED:	REMARKS:
MAKE:	MAKE:	
MODEL:	MODEL:	
SERIAL NO:	SERIAL NO:	

MATERIAL CODES: **AG** = Amber Glass; **CG** = Clear Glass; **HDPE** = High Density Polyethylene; **LDPE** = Low Density Polyethylene; **PP** = Polypropylene; **S** = Silicone; **T** = Teflon; **O** = Other (Specify)

NOTES:
1. STABILIZATION CRITERIA FOR RANGE OF VARIATION OF LAST THREE CONSECUTIVE READINGS:
   pH: + 1.0 units **Temperature**: + 3% **Specific Conductance**: + 3% **Dissolved Oxygen**: optionally, + 0.2 mg/L or + 10% (whichever is greater) **ORP**: + 10 mV
   Turbidity: all readings < 20 NTU; optionally + 5 NTU or + 10% (whichever is greater)

SAMPLED? Y OR N	# of bottles	Size	Material	Preservative	Preservative Lot Number	Analysis	Preferred Lab
	1	250 ml	Plastic	H_2SO_4		Ammonia	WEC Chem Lab
	1	250 ml	Plastic	N/A		Conductivity[a]	WEC Chem Lab
						Fluoride[a]	
	1	250 ml	Plastic	N/A		Nitrate	Shealy
Y	3	40/50 ml	Glass vial	Vendor[b]	B029301 VB	VOC	Shealy
	2	250 ml	Glass-amber	N/A		SVOC	Shealy
	1	250 ml	Plastic	N/A		Tritium	GEL
	2	1 liter	Plastic	HNO_3			
						Gross Alpha	GEL
						Gross Beta	
						Isotopic U (α Spec)	
						Isotopic U (ICP-MS)	
						Total U (ICP-MS)	
						Tc-99 (liquid scint)	

Notes: [a] Ensure there is no headspace in the bottle.
[b] Glass vials for VOC collection are acidified by the vendor supplying the vials.

Retain form in area for 1 year, in Records Room - 3 years and offsite - 57 years.

© 2020 Westinghouse Electric Company LLC.
All Rights Reserved.

Westinghouse Proprietary Class 2
PRINTED COPIES ARE UNCONTROLLED

Low Flow Groundwater Sample Collection Record

WELL NO: L-25-38-42	SAMPLE ID: L-25-38-42	DATE: 12/9/20
TOTAL WELL LENGTH (feet) (A):	WATER TABLE DEPTH (feet) (B):	LENGTH OF WATER COLUMN (feet) (A-B):
CASING DIAMATER / MATL (inches): 0.5/Steel	WELL SCREEN INTERVAL DEPTH: 38 feet to 42 feet	CALCULATED SYSTEM VOLUME:

PURGING DATA

	TUBING DIAMETER (inches): 0.25		PURGE PUMP TYPE OR BAILER: Peristaltic Pump
INITIAL PUMP OR TUBING DEPTH IN WELL (feet): ~~39~~ 40	FINAL PUMP OR TUBING DEPTH IN WELL (feet): ~~39~~ 40	PURGING START TIME: 0904	PURGING END TIME: 1042	TOTAL VOLUME PURGED (gallons): ~~45~~ 9

TIME (24 HR)	CUMUL. VOLUME PURGED (gallons)	PURGE RATE (gpm)	DEPTH TO WATER (feet)	ORP (mV)	pH (standard units)	TEMP. (°C)	SPEC. COND. (circle units) µmhos/cm or µS/cm	DISSOLVED OXYGEN (circle units) mg/L or % saturation	TURBIDITY (NTUs)	COLOR (describe)	ODOR (describe)
0904	0	0.09		754.97	7.75	5.96	261.43	12.19	2,277	tan	none
0928	2.16	0.09		734.19	7.71	11.02	346.18	9.65	756	tan	none
0931	2.43	0.09		727.03	7.47	12.85	337.52	6.53	260	clear	none
0935	2.79	0.09		-450.37	6.84	13.66	241.80	0.85	6,974	clear	none
0940	3.24	0.09		-438.33	6.73	14.28	195.32	0.58	822	clear	none
0945	3.69	0.09		-285.43	6.67	14.18	192.63	2.55	207	clear	none
0950	4.14	0.09		-345.35	6.46	14.84	144.64	1.42	102	clear	none
0955	4.59	0.09		-295.88	6.38	15.41	130.52	1.80	36.3	clear	none
1000	5.04	0.09		-208.61	6.29	15.87	115.85	2.15	20.0	clear	none
1005	5.49	0.09		-152.87	6.25	16.06	112.17	2.50	465	clear	none
1010	5.94	0.09		-313.74	6.47	14.71	141.00	1.61	507	clear	none
1016	6.48	0.09		+137.96	6.34	14.48	72.9	9.52	4,186	tan	none
1020	6.84	0.09		28.43	6.01	16.88	93.2	2.94	444	clear	none
1027	7.47	0.09		5.57	6.00	17.38	91.07	3.42	21.1	clear	none
1030	7.74	0.09		20.45	5.99	17.62	90.33	3.48	38.9	clear	none
1035	8.19	0.09		19.41	5.97	17.41	89.66	3.55	27.1	clear	none
1040	8.64	0.09		3.33	5.96	17.69	89.02	3.60	26.6	clear	none
~~1045~~	~~10~~	~~0.09~~									

WELL CAPACITY (Gallons Per Foot): **0.75"** = 0.02; **1"** = 0.04; **1.25"** = 0.06; **2"** = 0.16; **3"** = 0.37; **4"** = 0.65; **5"** = 1.02; **6"** = 1.47; **12"** = 5.88
TUBING INSIDE DIA. CAPACITY (Gal./Ft.): **1/8"** = 0.0006; **3/16"** = 0.0014; **1/4"** = 0.0026; **5/16"** = 0.004; **3/8"** = 0.006; **1/2"** = 0.010; **5/8"** = 0.016

PURGING EQUIPMENT CODES: **B** = Bailer; **BP** = Bladder Pump; **ESP** = Electric Submersible Pump; **PP** = Peristaltic Pump; **O** = Other (Specify)

*Parent Procedure, other procedures may reference this form in ETAPS. * Procedure # ROP-06-007

Electronically approved records are authenticated in the electronic document management system.

Information included in this material is proprietary and confidential and cannot be disclosed or used for any reason beyond the intended purpose without the prior written consent of Westinghouse Electric Company LLC.

© 2020 Westinghouse Electric Company LLC.
All Rights Reserved.

Westinghouse Proprietary Class 2
PRINTED COPIES ARE UNCONTROLLED

SAMPLING DATA

WELL No:	SAMPLED BY (PRINT) / AFFILIATION:		
L-25-38-42	Chuck Sudbeth / AECOM		
SAMPLER(S) SIGNATURE(S): Charles K Sudbeth		SAMPLING START TIME: 0904	SAMPLING END TIME: 1040
TUBING MATERIAL CODE: HDPE	PUMP OR TUBING DEPTH IN WELL (feet): 40		DUPLICATE: Y (N)
FIELD DECONTAMINATION: PUMP Y (N)	TUBING Y (N) (replaced)		SAMPLE COLLECTION METHOD: Peristaltic Pump

FIELD EQUIPMENT USED:	FIELD EQUIPMENT USED:	REMARKS:
MAKE:	MAKE:	
MODEL:	MODEL:	
SERIAL NO:	SERIAL NO:	

MATERIAL CODES: **AG** = Amber Glass; **CG** = Clear Glass; **HDPE** = High Density Polyethylene; **LDPE** = Low Density Polyethylene; **PP** = Polypropylene; **S** = Silicone; **T** = Teflon; **O** = Other (Specify)

NOTES:
1. STABILIZATION CRITERIA FOR RANGE OF VARIATION OF LAST THREE CONSECUTIVE READINGS:
   pH: + 1.0 units **Temperature**: + 3% **Specific Conductance**: + 3% **Dissolved Oxygen**: optionally, + 0.2 mg/L or + 10% (whichever is greater) **ORP**: + 10 mV
   Turbidity: all readings < 20 NTU; optionally + 5 NTU or + 10% (whichever is greater)

SAMPLED? Y OR N	# of bottles	Size	Material	Preservative	Preservative Lot Number	Analysis	Preferred Lab
	1	250 ml	Plastic	H_2SO_4		Ammonia	WEC Chem Lab
	1	250 ml	Plastic	N/A		Conductivity[a]	WEC Chem Lab
						Fluoride[a]	
	1	250 ml	Plastic	N/A		Nitrate	Shealy
Y	3	40 ml	Glass vial	Vendor[b]	B029301VB	VOC	Shealy
	2	250 ml	Glass-amber	N/A		SVOC	Shealy
	1	250 ml	Plastic	N/A		Tritium	GEL
	2	1 liter	Plastic	HNO_3			
						Gross Alpha	GEL
						Gross Beta	
						Isotopic U (α Spec)	
						Isotopic U (ICP-MS)	
						Total U (ICP-MS)	
						Tc-99 (liquid scint)	

Notes: [a] Ensure there is no headspace in the bottle.
[b] Glass vials for VOC collection are acidified by the vendor supplying the vials.

Retain form in area for 1 year, in Records Room - 3 years and offsite - 57 years.

© 2020 Westinghouse Electric Company LLC.
All Rights Reserved.

Westinghouse Proprietary Class 2
PRINTED COPIES ARE UNCONTROLLED

Low Flow Groundwater Sample Collection Record

WELL NO: L-26-13.7-18.7	SAMPLE ID: L-26-13.7-18.7	DATE: 12/11/20
TOTAL WELL LENGTH (feet) (A): 18.7	WATER TABLE DEPTH (feet) (B): 16.05 TOC / 1.35 Stickup	LENGTH OF WATER COLUMN (feet) (A-B):
CASING DIAMATER / MATL (inches): 1.0 / PVC	WELL SCREEN INTERVAL DEPTH: 13.7 feet to 18.7 feet	CALCULATED SYSTEM VOLUME:

PURGING DATA

	TUBING DIAMETER (inches): 0.25		PURGE PUMP TYPE OR BAILER: Peristaltic Pump
INITIAL PUMP OR TUBING DEPTH IN WELL (feet): 17	FINAL PUMP OR TUBING DEPTH IN WELL (feet): 17	PURGING START TIME: 1536	PURGING END TIME: 1621	TOTAL VOLUME PURGED (gallons): 6.0

TIME (24 HR)	CUMUL. VOLUME PURGED (gallons)	PURGE RATE (gpm)	DEPTH TO WATER (feet)	ORP (mV)	pH (standard units)	TEMP. (°C)	SPEC. COND. (circle units) µmhos/cm or µS/cm	DISSOLVED OXYGEN (circle units) mg/L or % saturation	TURBIDITY (NTUs)	COLOR (describe)	ODOR (describe)
1536	0	0.14		15.52	6.74	20.65	1.02	8.33	5,275	brown	none
1540	0.56	0.14		-53.37	6.52	20.08	120.00	3.37	1,112	brown	none
1545	1.26	0.14		131.08	6.54	19.75	125.43	5.27	460	light brown	none
1550	1.96	0.14		-2.54	6.42	20.05	115.96	3.56	345	clear	none
1555	2.66	0.14		6.45	6.33	20.03	106.85	3.61	38.5	clear	none
1600	3.36	0.14		24.48	6.26	20.03	102.31	3.69	37.5	clear	none
1605	4.06	0.14		33.23	6.20	20.02	98.18	3.71	19.3	clear	none
1610	4.76	0.14		49.60	6.14	20.02	95.09	3.74	21.4	clear	none
1615	5.46	0.14		72.11	6.09	20.00	92.38	3.76	21.2	clear	none
1620	6.0	0.14		56.06	6.03	20.00	90.23	3.79	24.4	clear	none

WELL CAPACITY (Gallons Per Foot): **0.75"** = 0.02; **1"** = 0.04; **1.25"** = 0.06; **2"** = 0.16; **3"** = 0.37; **4"** = 0.65; **5"** = 1.02; **6"** = 1.47; **12"** = 5.88
TUBING INSIDE DIA. CAPACITY (Gal./Ft.): **1/8"** = 0.0006; **3/16"** = 0.0014; **1/4"** = 0.0026; **5/16"** = 0.004; **3/8"** = 0.006; **1/2"** = 0.010; **5/8"** = 0.016

PURGING EQUIPMENT CODES: **B** = Bailer; **BP** = Bladder Pump; **ESP** = Electric Submersible Pump; **PP** = Peristaltic Pump; **O** = Other (Specify)

*Parent Procedure, other procedures may reference this form in ETAPS. * Procedure # ROP-06-007

Electronically approved records are authenticated in the electronic document management system.

Information included in this material is proprietary and confidential and cannot be disclosed or used for any reason beyond the intended purpose without the prior written consent of Westinghouse Electric Company LLC.

© 2020 Westinghouse Electric Company LLC. All Rights Reserved.

Westinghouse Proprietary Class 2
PRINTED COPIES ARE UNCONTROLLED

SAMPLING DATA

ELL No: L-26-13.7-18.7	SAMPLED BY (PRINT) / AFFILIATION: Chuck Sudderth / AECOM		
SAMPLER(S) SIGNATURE(S): Charles K Sudderth		SAMPLING START TIME: 1536	SAMPLING END TIME: 1621
TUBING MATERIAL CODE: HDPE	PUMP OR TUBING DEPTH IN WELL (feet): 17	DUPLICATE: Y (N)	
FIELD DECONTAMINATION: PUMP Y (N)	TUBING Y N (replaced)	SAMPLE COLLECTION METHOD: Peristaltic Pump	

FIELD EQUIPMENT USED:	FIELD EQUIPMENT USED:	REMARKS:
MAKE:	MAKE:	
MODEL:	MODEL:	
SERIAL NO:	SERIAL NO:	

MATERIAL CODES: **AG** = Amber Glass; **CG** = Clear Glass; **HDPE** = High Density Polyethylene; **LDPE** = Low Density Polyethylene; **PP** = Polypropylene; **S** = Silicone; **T** = Teflon; **O** = Other (Specify)

NOTES:
1. STABILIZATION CRITERIA FOR RANGE OF VARIATION OF LAST THREE CONSECUTIVE READINGS:
   pH: + 1.0 units **Temperature**: + 3% **Specific Conductance**: + 3% **Dissolved Oxygen**: optionally, + 0.2 mg/L or + 10% (whichever is greater) **ORP**: + 10 mV
   Turbidity: all readings < 20 NTU; optionally + 5 NTU or + 10% (whichever is greater)

SAMPLED? Y OR N	# of bottles	Size	Material	Preservative	Preservative Lot Number	Analysis	Preferred Lab
	1	250 ml	Plastic	H_2SO_4		Ammonia	WEC Chem Lab
	1	250 ml	Plastic	N/A		Conductivity[a]	WEC Chem Lab
						Fluoride[a]	
	1	250 ml	Plastic	N/A		Nitrate	Shealy
Y	3	40 ml	Glass vial	Vendor[b]	B029301 VB	VOC	Shealy
	2	250 ml	Glass-amber	N/A		SVOC	Shealy
	1	250 ml	Plastic	N/A		Tritium	GEL
	2	1 liter	Plastic	HNO_3			
						Gross Alpha	GEL
						Gross Beta	
						Isotopic U (α Spec)	
						Isotopic U (ICP-MS)	
						Total U (ICP-MS)	
						Tc-99 (liquid scint)	

Notes: [a] Ensure there is no headspace in the bottle.
[b] Glass vials for VOC collection are acidified by the vendor supplying the vials.

Retain form in area for 1 year, in Records Room - 3 years and offsite - 57 years.

© 2020 Westinghouse Electric Company LLC. All Rights Reserved.

Westinghouse Proprietary Class 2
PRINTED COPIES ARE UNCONTROLLED

Low Flow Groundwater Sample Collection Record

WELL NO: L-26-25-29	SAMPLE ID: L-26-25-29	DATE: 12/9/20
TOTAL WELL LENGTH (feet) (A): 29	WATER TABLE DEPTH (feet) (B): 15	LENGTH OF WATER COLUMN (feet) (A-B):
CASING DIAMATER / MATL (inches): 0.5/steel	WELL SCREEN INTERVAL DEPTH: 25 feet to 29 feet	CALCULATED SYSTEM VOLUME:

PURGING DATA

	TUBING DIAMETER (inches): 0.25		PURGE PUMP TYPE OR BAILER: Peristaltic Pump
INITIAL PUMP OR TUBING DEPTH IN WELL (feet): 27	FINAL PUMP OR TUBING DEPTH IN WELL (feet): 27	PURGING START TIME: 1240	PURGING END TIME: 1337	TOTAL VOLUME PURGED (gallons): 6.5

TIME (24 HR)	CUMUL. VOLUME PURGED (gallons)	PURGE RATE (gpm)	DEPTH TO WATER (feet)	ORP (mV)	pH (standard units)	TEMP. (°C)	SPEC. COND. (circle units) µmhos/cm or µS/cm	DISSOLVED OXYGEN (circle units) mg/L or % saturation	TURBIDITY (NTUs)	COLOR (describe)	ODOR (describe)
1240	0	0.12		635.91	6.65	15.55	0.08	9.78	1,130	brown	none
1245	0.6	0.12		90.79	6.29	18.77	137.26	2.54	1,746	brown	none
1250	1.2	0.12		124.86	5.96	18.79	118.08	2.13	340	light brown	none
1255	1.8	0.12		150.10	5.81	18.74	93.83	2.01	313	"	none
1300	2.4	0.12		134.22	5.82	18.81	100.14	2.03	224	"	none
1305	3.0	0.12		129.21	5.81	18.78	97.23	2.03	237	"	none
1310	3.6	0.12		115.74	5.85	18.85	99.88	2.11	163	clear	none
1315	4.2	0.12		120.26	5.81	18.82	96.37	2.07	198	clear	none
1320	4.8	0.12		116.80	5.82	18.83	96.29	2.11	146	clear	none
1325	5.4	0.12		165.72	5.76	18.72	89.90	2.02	181	clear	none
1330	6.0	0.12		153.95	5.77	18.87	91.64	2.00	164	clear	none
1335	6.5	0.12		152.41	5.77	18.86	91.82	2.02	156	clear	none

WELL CAPACITY (Gallons Per Foot): **0.75"** = 0.02; **1"** = 0.04; **1.25"** = 0.06; **2"** = 0.16; **3"** = 0.37; **4"** = 0.65; **5"** = 1.02; **6"** = 1.47; **12"** = 5.88
TUBING INSIDE DIA. CAPACITY (Gal./Ft.): **1/8"** = 0.0006; **3/16"** = 0.0014; **1/4"** = 0.0026; **5/16"** = 0.004; **3/8"** = 0.006; **1/2"** = 0.010; **5/8"** = 0.016

PURGING EQUIPMENT CODES: **B** = Bailer; **BP** = Bladder Pump; **ESP** = Electric Submersible Pump; **PP** = Peristaltic Pump; **O** = Other (Specify)

*Parent Procedure, other procedures may reference this form in ETAPS. * Procedure # ROP-06-007

Electronically approved records are authenticated in the electronic document management system.

Information included in this material is proprietary and confidential and cannot be disclosed or used for any reason beyond the intended purpose without the prior written consent of Westinghouse Electric Company LLC.

© 2020 Westinghouse Electric Company LLC. All Rights Reserved.

Westinghouse Proprietary Class 2
PRINTED COPIES ARE UNCONTROLLED

SAMPLING DATA

WELL No:	SAMPLED BY (PRINT) / AFFILIATION:		
L-26-29-29	Chuck Sudderth / AECOM		
SAMPLER(S) SIGNATURE(S): Charles K Sudderth		SAMPLING START TIME: 1240	SAMPLING END TIME: 1337
TUBING MATERIAL CODE: HDPE	PUMP OR TUBING DEPTH IN WELL (feet): 27		DUPLICATE: Y (N)
FIELD DECONTAMINATION: PUMP Y (N)	TUBING Y ~~N~~ (replaced)		SAMPLE COLLECTION METHOD: Peristaltic Pump

FIELD EQUIPMENT USED:	FIELD EQUIPMENT USED:	REMARKS:
MAKE:	MAKE:	
MODEL:	MODEL:	
SERIAL NO:	SERIAL NO:	

MATERIAL CODES: **AG** = Amber Glass; **CG** = Clear Glass; **HDPE** = High Density Polyethylene; **LDPE** = Low Density Polyethylene; **PP** = Polypropylene; **S** = Silicone; **T** = Teflon; **O** = Other (Specify)

NOTES:
1. STABILIZATION CRITERIA FOR RANGE OF VARIATION OF LAST THREE CONSECUTIVE READINGS:
   pH: + 1.0 units **Temperature**: + 3% **Specific Conductance**: + 3% **Dissolved Oxygen**: optionally, + 0.2 mg/L or + 10% (whichever is greater) **ORP**: + 10 mV
   Turbidity: all readings < 20 NTU; optionally + 5 NTU or + 10% (whichever is greater)

SAMPLED? Y OR N	# of bottles	Size	Material	Preservative	Preservative Lot Number	Analysis	Preferred Lab
	1	250 ml	Plastic	H_2SO_4		Ammonia	WEC Chem Lab
	1	250 ml	Plastic	N/A		Conductivity[a]	WEC Chem Lab
						Fluoride[a]	
	1	250 ml	**Plastic**	**N/A**		Nitrate	**Shealy**
Y	3	~~40~~ 60 ml	**Glass vial**	**Vendor[b]**	B029301VB	VOC	**Shealy**
	2	250 ml	**Glass-amber**	**N/A**		SVOC	**Shealy**
	1	250 ml	**Plastic**	**N/A**		Tritium	**GEL**
	2	1 liter	**Plastic**	**HNO_3**			
						Gross Alpha	GEL
						Gross Beta	
						Isotopic U (α Spec)	
						Isotopic U (ICP-MS)	
						Total U (ICP-MS)	
						Tc-99 (liquid scint)	

Notes: [a] Ensure there is no headspace in the bottle.
[b] Glass vials for VOC collection are acidified by the vendor supplying the vials.

Retain form in area for 1 year, in Records Room - 3 years and offsite - 57 years.

© 2020 Westinghouse Electric Company LLC. All Rights Reserved.

Westinghouse Proprietary Class 2
PRINTED COPIES ARE UNCONTROLLED

Low Flow Groundwater Sample Collection Record

WELL NO: L-26-39-43	SAMPLE ID: L-26-39-43	DATE: 12/9/20
TOTAL WELL LENGTH (feet) (A): 43	WATER TABLE DEPTH (feet) (B): 15	LENGTH OF WATER COLUMN (feet) (A-B):
CASING DIAMATER / MATL (inches): 0.5/Steel	WELL SCREEN INTERVAL DEPTH: 39 feet to 43 feet	CALCULATED SYSTEM VOLUME:

PURGING DATA

	TUBING DIAMETER (inches): 0.25		PURGE PUMP TYPE OR BAILER: Peristaltic Pump
INITIAL PUMP OR TUBING DEPTH IN WELL (feet): 41	FINAL PUMP OR TUBING DEPTH IN WELL (feet): 41	PURGING START TIME: 1415	PURGING END TIME: 1511	TOTAL VOLUME PURGED (gallons): 6

TIME (24 HR)	CUMUL. VOLUME PURGED (gallons)	PURGE RATE (gpm)	DEPTH TO WATER (feet)	ORP (mV)	pH (standard units)	TEMP. (°C)	SPEC. COND. (circle units) µmhos/cm or µS/cm	DISSOLVED OXYGEN (circle units) mg/L or % saturation	TURBIDITY (NTUs)	COLOR (describe)	ODOR (describe)
1415	0	0.11		683.58	6.95	16.10	251.89	9.34	1,942	brown	none
1420	0.55	0.11		-508.89	7.16	18.62	252.36	0.32	4,901	brown	none
1425	1.1	0.11		-486.30	6.96	18.72	175.41	1.06	468	brown	none
1430	1.65	0.11		735.43	7.32	18.15	314.39	7.53	865	light brown	none
1435	2.2	0.11		-484.37	6.79	18.49	136.67	0.55	447	clear	none
1440	2.75	0.11		-393.67	6.66	18.94	120.54	0.77	426	clear	none
1445	3.3	0.11		-127.86	6.64	18.98	113.04	1.05	285	clear	none
1450	3.85	0.11		-174.06	6.60	18.88	110.03	1.23	193	clear	none
1455	4.4	0.11		-102.41	6.56	18.90	107.57	1.38	209	clear	none
1500	4.95	0.11		-128.98	6.51	18.89	104.73	1.53	179	clear	none
1505	5.5	0.11		-117.36	6.46	18.81	102.73	1.63	147	clear	none
1510	6.0	0.11		-75.15	6.43	18.75	101.61	1.71	160	clear	none

WELL CAPACITY (Gallons Per Foot): **0.75"** = 0.02; **1"** = 0.04; **1.25"** = 0.06; **2"** = 0.16; **3"** = 0.37; **4"** = 0.65; **5"** = 1.02; **6"** = 1.47; **12"** = 5.88
TUBING INSIDE DIA. CAPACITY (Gal./Ft.): **1/8"** = 0.0006; **3/16"** = 0.0014; **1/4"** = 0.0026; **5/16"** = 0.004; **3/8"** = 0.006; **1/2"** = 0.010; **5/8"** = 0.016

PURGING EQUIPMENT CODES: **B** = Bailer; **BP** = Bladder Pump; **ESP** = Electric Submersible Pump; **PP** = Peristaltic Pump; **O** = Other (Specify)

*Parent Procedure, other procedures may reference this form in ETAPS. * Procedure # ROP-06-007

Electronically approved records are authenticated in the electronic document management system.

Information included in this material is proprietary and confidential and cannot be disclosed or used for any reason beyond the intended purpose without the prior written consent of Westinghouse Electric Company LLC.

© 2020 Westinghouse Electric Company LLC. All Rights Reserved.

Westinghouse Proprietary Class 2
PRINTED COPIES ARE UNCONTROLLED

SAMPLING DATA

ELL No: L-26-39-43	SAMPLED BY (PRINT) / AFFILIATION: Chuck Suddeth / AECOM		
SAMPLER(S) SIGNATURE(S): Charles K Suddeth		SAMPLING START TIME: 1415	SAMPLING END TIME: 1511
TUBING MATERIAL CODE: HDPE	PUMP OR TUBING DEPTH IN WELL (feet): 41	DUPLICATE: Y (N)	
FIELD DECONTAMINATION: PUMP Y (N)	TUBING Y N (replaced)	SAMPLE COLLECTION METHOD: Peristaltic Pump	

FIELD EQUIPMENT USED:	FIELD EQUIPMENT USED:	REMARKS:
MAKE:	MAKE:	
MODEL:	MODEL:	
SERIAL NO:	SERIAL NO:	

MATERIAL CODES: **AG** = Amber Glass; **CG** = Clear Glass; **HDPE** = High Density Polyethylene; **LDPE** = Low Density Polyethylene; **PP** = Polypropylene; **S** = Silicone; **T** = Teflon; **O** = Other (Specify)

NOTES:
1. STABILIZATION CRITERIA FOR RANGE OF VARIATION OF LAST THREE CONSECUTIVE READINGS:
pH: + 1.0 units **Temperature**: + 3% **Specific Conductance**: + 3% **Dissolved Oxygen**: optionally, + 0.2 mg/L or + 10% (whichever is greater) **ORP**: + 10 mV
Turbidity: all readings < 20 NTU; optionally + 5 NTU or + 10% (whichever is greater)

SAMPLED? Y OR N	# of bottles	Size	Material	Preservative	Preservative Lot Number	Analysis	Preferred Lab
	1	250 ml	Plastic	H_2SO_4		Ammonia	WEC Chem Lab
	1	250 ml	Plastic	N/A		Conductivity[a]	WEC Chem Lab
						Fluoride[a]	
	1	250 ml	Plastic	N/A		Nitrate	Shealy
Y	3	50 ml	Glass vial	Vendor[b]	B029301VB	VOC	Shealy
	2	250 ml	Glass-amber	N/A		SVOC	Shealy
	1	250 ml	Plastic	N/A		Tritium	GEL
	2	1 liter	Plastic	HNO_3			
						Gross Alpha	GEL
						Gross Beta	
						Isotopic U (α Spec)	
						Isotopic U (ICP-MS)	
						Total U (ICP-MS)	
						Tc-99 (liquid scint)	

Notes: [a] Ensure there is no headspace in the bottle.
[b] Glass vials for VOC collection are acidified by the vendor supplying the vials.

Retain form in area for 1 year, in Records Room - 3 years and offsite - 57 years.

© 2020 Westinghouse Electric Company LLC.
All Rights Reserved.

Westinghouse Proprietary Class 2
PRINTED COPIES ARE UNCONTROLLED

TITLE: LOW FLOW GROUNDWATER SAMPLE COLLECTION RECORD
TYPE: REFERENCE USE
DATE: 10-08-20

FORM NO: ROF-06-007-2
REFERENCE NO: NONE
REVISION: 5

Low Flow Groundwater Sample Collection Record

WELL NO: L-27-14-19 stickup = 2.0	SAMPLE ID: L-27-~~[illegible]~~ 14-19	DATE: 12/11/20
TOTAL WELL LENGTH (feet) (A): 20.95 TOC	WATER TABLE DEPTH (feet) (B): 18.64 TOC	LENGTH OF WATER COLUMN (feet) (A-B):
CASING DIAMATER / MATL (inches): 1.0/PVC	WELL SCREEN INTERVAL DEPTH: 14 feet to 19 feet	CALCULATED SYSTEM VOLUME:

PURGING DATA

	TUBING DIAMETER (inches): 0.25			PURGE PUMP TYPE OR BAILER: Peristaltic Pump
INITIAL PUMP OR TUBING DEPTH IN WELL (feet): 19	FINAL PUMP OR TUBING DEPTH IN WELL (feet): 19	PURGING START TIME: 1648	PURGING END TIME: 1735	TOTAL VOLUME PURGED (gallons):

TIME (24 HR)	CUMUL. VOLUME PURGED (gallons)	PURGE RATE (gpm)	DEPTH TO WATER (feet)	ORP (mV)	pH (standard units)	TEMP. (°C)	SPEC. COND. (circle units) µmhos/cm or µS/cm	DISSOLVED OXYGEN (circle units) mg/L or % saturation	TURBIDITY (NTUs)	COLOR (describe)	ODOR (describe)
1648	0	0.06		-139.22	6.69	19.32	305.22	8.18	2,131	brown	none
1651	0.18	0.06		22.23	6.55	19.71	255.72	5.73	2,628	brown	none
1655	0.42	0.06		99.86	6.51	19.56	237.44	4.88	405	brown	none
1700	0.72	0.06		134.69	6.50	19.50	222.02	4.71	192	light brown	none
1705	1.02	0.06		169.89	6.51	19.45	207.25	4.83	95.3	clear	none
1710	1.32	0.06		189.39	~~[illegible]~~ 6.52	19.34	195.48	5.31	51.2	clear	none
1715	1.62	0.06		182.83	6.54	19.21	186.07	6.18	205	clear	none
1720	1.92	0.06		191.72	6.57	19.17	175.51	7.03	142	clear	none
1725	2.22	0.06		195.50	6.59	19.11	166.22	7.57	54.8	clear	none
1730	2.52	0.06		202.90	6.62	19.05	158.35	7.83	50.2	clear	none
1735	2.82	0.06		200.81	6.64	19.06	151.38	7.98	42.9	clear	none

WELL CAPACITY (Gallons Per Foot): **0.75"** = 0.02; **1"** = 0.04; **1.25"** = 0.06; **2"** = 0.16; **3"** = 0.37; **4"** = 0.65; **5"** = 1.02; **6"** = 1.47; **12"** = 5.88
TUBING INSIDE DIA. CAPACITY (Gal./Ft.): **1/8"** = 0.0006; **3/16"** = 0.0014; **1/4"** = 0.0026; **5/16"** = 0.004; **3/8"** = 0.006; **1/2"** = 0.010; **5/8"** = 0.016

PURGING EQUIPMENT CODES: **B** = Bailer; **BP** = Bladder Pump; **ESP** = Electric Submersible Pump; **PP** = Peristaltic Pump; **O** = Other (Specify)

*Parent Procedure, other procedures may reference this form in ETAPS. * Procedure # ROP-06-007

Electronically approved records are authenticated in the electronic document management system.

Information included in this material is proprietary and confidential and cannot be disclosed or used for any reason beyond the intended purpose without the prior written consent of Westinghouse Electric Company LLC.

© 2020 Westinghouse Electric Company LLC. All Rights Reserved.

Westinghouse Proprietary Class 2
PRINTED COPIES ARE UNCONTROLLED

SAMPLING DATA

WELL No: L-27-14-19	SAMPLED BY (PRINT) / AFFILIATION: Chuck Sudbeth / AECOM		
SAMPLER(S) SIGNATURE(S): Charles K Sudbeth		SAMPLING START TIME: 1648	SAMPLING END TIME: 1735
TUBING MATERIAL CODE: HDPE	PUMP OR TUBING DEPTH IN WELL (feet): 19		DUPLICATE: Y (N)
FIELD DECONTAMINATION: PUMP Y (N)	TUBING Y N (replaced)	SAMPLE COLLECTION METHOD: Peristaltic Pump	

FIELD EQUIPMENT USED:	FIELD EQUIPMENT USED:	REMARKS:
MAKE:	MAKE:	
MODEL:	MODEL:	
SERIAL NO:	SERIAL NO:	

MATERIAL CODES: **AG** = Amber Glass; **CG** = Clear Glass; **HDPE** = High Density Polyethylene; **LDPE** = Low Density Polyethylene; **PP** = Polypropylene; **S** = Silicone; **T** = Teflon; **O** = Other (Specify)

NOTES:
1. STABILIZATION CRITERIA FOR RANGE OF VARIATION OF LAST THREE CONSECUTIVE READINGS:
   pH: + 1.0 units **Temperature**: + 3% **Specific Conductance**: + 3% **Dissolved Oxygen**: optionally, + 0.2 mg/L or + 10% (whichever is greater) **ORP**: + 10 mV
   Turbidity: all readings < 20 NTU; optionally + 5 NTU or + 10% (whichever is greater)

SAMPLED? Y OR N	# of bottles	Size	Material	Preservative	Preservative Lot Number	Analysis	Preferred Lab
	1	250 ml	Plastic	H_2SO_4		Ammonia	WEC Chem Lab
	1	250 ml	Plastic	N/A		Conductivity[a]	WEC Chem Lab
						Fluoride[a]	
	1	250 ml	Plastic	N/A		Nitrate	Shealy
Y	3	40~~50~~ ml	Glass vial	Vendor[b]	B029301VB	VOC	Shealy
	2	250 ml	Glass-amber	N/A		SVOC	Shealy
	1	250 ml	Plastic	N/A		Tritium	GEL
	2	1 liter	Plastic	HNO_3			
						Gross Alpha	GEL
						Gross Beta	
						Isotopic U (α Spec)	
						Isotopic U (ICP-MS)	
						Total U (ICP-MS)	
						Tc-99 (liquid scint)	

Notes: [a] Ensure there is no headspace in the bottle.
[b] Glass vials for VOC collection are acidified by the vendor supplying the vials.

Retain form in area for 1 year, in Records Room - 3 years and offsite - 57 years.

© 2020 Westinghouse Electric Company LLC.
All Rights Reserved.

Westinghouse Proprietary Class 2
PRINTED COPIES ARE UNCONTROLLED

Low Flow Groundwater Sample Collection Record

WELL NO: L-27-23-27	SAMPLE ID: L-27-23-27	DATE: 12/29/20
TOTAL WELL LENGTH (feet) (A): 29	WATER TABLE DEPTH (feet) (B): 20	LENGTH OF WATER COLUMN (feet) (A-B):
CASING DIAMATER / MATL (inches): 0.5/steel	WELL SCREEN INTERVAL DEPTH: 23 feet to 27 feet	CALCULATED SYSTEM VOLUME:

PURGING DATA

	TUBING DIAMETER (inches): 0.25		PURGE PUMP TYPE OR BAILER: Peristaltic Pump
INITIAL PUMP OR TUBING DEPTH IN WELL (feet): 25	FINAL PUMP OR TUBING DEPTH IN WELL (feet): 25	PURGING START TIME: 1421	PURGING END TIME: 1503	TOTAL VOLUME PURGED (gallons): 4.0

TIME (24 HR)	CUMUL. VOLUME PURGED (gallons)	PURGE RATE (gpm)	DEPTH TO WATER (feet)	ORP (mV)	pH (standard units)	TEMP. (°C)	SPEC. COND. (circle units) µmhos/cm or µS/cm	DISSOLVED OXYGEN (circle units) mg/L or % saturation	TURBIDITY (NTUs)	COLOR (describe)	ODOR (describe)
1421	0	0.10		161.99	7.59	24.43	0.0555	8.45	0	tan	none
1425		0.10		168.95	7.48	21.16	0.0593	8.49	0	light tan	none
1430		0.10		131.78	6.90	20.13	0.0606	8.38	0	clear	none
1437		0.10		157.34	6.74	19.65	0.0612	8.10	0	clear	none
1441		0.10		160.33	6.71	19.52	0.0614	7.95	0	clear	none
1445		0.10		164.66	6.66	19.37	0.0616	7.81	0	clear	none
1450		0.10		~~170.12~~	6.58	19.23	0.0617	7.66	0	clear	none
1455		0.10		169.21	6.50	19.13	0.0619	7.50	0	clear	none
1500	4.0	0.10		165.20	6.51	19.13	0.0619	7.35	0	clear	none

WELL CAPACITY (Gallons Per Foot): **0.75"** = 0.02; **1"** = 0.04; **1.25"** = 0.06; **2"** = 0.16; **3"** = 0.37; **4"** = 0.65; **5"** = 1.02; **6"** = 1.47; **12"** = 5.88
TUBING INSIDE DIA. CAPACITY (Gal./Ft.): **1/8"** = 0.0006; **3/16"** = 0.0014; **1/4"** = 0.0026; **5/16"** = 0.004; **3/8"** = 0.006; **1/2"** = 0.010; **5/8"** = 0.016

PURGING EQUIPMENT CODES: **B** = Bailer; **BP** = Bladder Pump; **ESP** = Electric Submersible Pump; **PP** = Peristaltic Pump; **O** = Other (Specify)

*Parent Procedure, other procedures may reference this form in ETAPS. * Procedure # ROP-06-007

Electronically approved records are authenticated in the electronic document management system.

Information included in this material is proprietary and confidential and cannot be disclosed or used for any reason beyond the intended purpose without the prior written consent of Westinghouse Electric Company LLC.

© 2020 Westinghouse Electric Company LLC.
All Rights Reserved.

Westinghouse Proprietary Class 2
PRINTED COPIES ARE UNCONTROLLED

SAMPLING DATA

WELL No: L-27-23-27	SAMPLED BY (PRINT) / AFFILIATION: Chuck Suddeth / AECOM		
SAMPLER(S) SIGNATURE(S): Charles K Suddeth		SAMPLING START TIME: 1421	SAMPLING END TIME:
TUBING MATERIAL CODE: HDPE	PUMP OR TUBING DEPTH IN WELL (feet): 25		DUPLICATE: Y (N)
FIELD DECONTAMINATION: PUMP Y (N)	TUBING Y (N replaced)		SAMPLE COLLECTION METHOD: Peristaltic Pump

FIELD EQUIPMENT USED:	FIELD EQUIPMENT USED:	REMARKS:
MAKE:	MAKE:	
MODEL:	MODEL:	
SERIAL NO:	SERIAL NO:	

MATERIAL CODES: **AG** = Amber Glass; **CG** = Clear Glass; **HDPE** = High Density Polyethylene; **LDPE** = Low Density Polyethylene; **PP** = Polypropylene; **S** = Silicone; **T** = Teflon; **O** = Other (Specify)

NOTES:
1. STABILIZATION CRITERIA FOR RANGE OF VARIATION OF LAST THREE CONSECUTIVE READINGS:
   pH: + 1.0 units **Temperature**: + 3% **Specific Conductance**: + 3% **Dissolved Oxygen**: optionally, + 0.2 mg/L or + 10% (whichever is greater) **ORP**: + 10 mV
   Turbidity: all readings < 20 NTU; optionally + 5 NTU or + 10% (whichever is greater)

SAMPLED? Y OR N	# of bottles	Size	Material	Preservative	Preservative Lot Number	Analysis	Preferred Lab
	1	250 ml	Plastic	H_2SO_4		Ammonia	WEC Chem Lab
	1	250 ml	Plastic	N/A		Conductivity[a]	WEC Chem Lab
						Fluoride[a]	
	1	250 ml	Plastic	N/A		Nitrate	Shealy
Y	3	40 ml	Glass vial	Vendor[b]	B029301VB	VOC	Shealy
	2	250 ml	Glass-amber	N/A		SVOC	Shealy
	1	250 ml	Plastic	N/A		Tritium	GEL
	2	1 liter	Plastic	HNO_3			
						Gross Alpha	GEL
						Gross Beta	
						Isotopic U (α Spec)	
						Isotopic U (ICP-MS)	
						Total U (ICP-MS)	
						Tc-99 (liquid scint)	

Notes: [a] Ensure there is no headspace in the bottle.
[b] Glass vials for VOC collection are acidified by the vendor supplying the vials.

Retain form in area for 1 year, in Records Room - 3 years and offsite - 57 years.

© 2020 Westinghouse Electric Company LLC.
All Rights Reserved.

Westinghouse Proprietary Class 2
PRINTED COPIES ARE UNCONTROLLED

Low Flow Groundwater Sample Collection Record

WELL NO: L-27-30-34	SAMPLE ID: L-27-30-34	DATE: 12/29/20
TOTAL WELL LENGTH (feet) (A): 34	WATER TABLE DEPTH (feet) (B): 20	LENGTH OF WATER COLUMN (feet) (A-B):
CASING DIAMATER / MATL (inches): 0.5/Steel	WELL SCREEN INTERVAL DEPTH: 30 feet to 34 feet	CALCULATED SYSTEM VOLUME:

PURGING DATA

	TUBING DIAMETER (inches): 0.25		PURGE PUMP TYPE OR BAILER: Peristaltic Pump
INITIAL PUMP OR TUBING DEPTH IN WELL (feet): 32	FINAL PUMP OR TUBING DEPTH IN WELL (feet): 32	PURGING START TIME: 1621	PURGING END TIME: 1656	TOTAL VOLUME PURGED (gallons): 3.0

TIME (24 HR)	CUMUL. VOLUME PURGED (gallons)	PURGE RATE (gpm)	DEPTH TO WATER (feet)	ORP (mV)	pH (standard units)	TEMP. (°C)	SPEC. COND. (circle units) µmhos/cm or µS/cm	DISSOLVED OXYGEN (circle units) mg/L or % saturation	TURBIDITY (NTUs)	COLOR (describe)	ODOR (describe)
1621	0	0.09		139.19	6.51	19.24	0.0617	7.94	0	tan	none
1625		0.09		137.92	6.69	19.02	0.0620	7.86	0	light tan	none
1630		0.09		135.26	6.64	18.86	0.0062	7.75	0	clear	none
1635		0.09		124.05	6.59	18.64	0.0625	7.68	0	clear	none
1640		0.09		113.54	6.60	18.46	0.0628	7.62	0	clear	none
1645		0.09		109.22	6.59	18.31	0.0630	7.63	0	clear	none
1650		0.09		106.37	6.61	18.17	0.0632	7.64	0	clear	none
1655	3.0	0.09		94.58	6.64	18.06	0.0633	7.65	0	clear	none

WELL CAPACITY (Gallons Per Foot): **0.75"** = 0.02; **1"** = 0.04; **1.25"** = 0.06; **2"** = 0.16; **3"** = 0.37; **4"** = 0.65; **5"** = 1.02; **6"** = 1.47; **12"** = 5.88
TUBING INSIDE DIA. CAPACITY (Gal./Ft.): **1/8"** = 0.0006; **3/16"** = 0.0014; **1/4"** = 0.0026; **5/16"** = 0.004; **3/8"** = 0.006; **1/2"** = 0.010; **5/8"** = 0.016

PURGING EQUIPMENT CODES: **B** = Bailer; **BP** = Bladder Pump; **ESP** = Electric Submersible Pump; **PP** = Peristaltic Pump; **O** = Other (Specify)

*Parent Procedure, other procedures may reference this form in ETAPS. * Procedure # ROP-06-007

Electronically approved records are authenticated in the electronic document management system.
Information included in this material is proprietary and confidential and cannot be disclosed or used for any reason beyond the intended purpose without the prior written consent of Westinghouse Electric Company LLC.
© 2020 Westinghouse Electric Company LLC. All Rights Reserved.

SAMPLING DATA

WELL No: L-27-30-34	SAMPLED BY (PRINT) / AFFILIATION: Chuck Suddeth / AECOM		
SAMPLER(S) SIGNATURE(S): Charles K Suddeth		SAMPLING START TIME: 1621	SAMPLING END TIME: 1656
TUBING MATERIAL CODE: HDPE	PUMP OR TUBING DEPTH IN WELL (feet): 32	DUPLICATE: Y (N)	
FIELD DECONTAMINATION: PUMP Y (N)	TUBING Y (N (replaced))	SAMPLE COLLECTION METHOD: Peristaltic Pump	

FIELD EQUIPMENT USED:	FIELD EQUIPMENT USED:	REMARKS:
MAKE:	MAKE:	
MODEL:	MODEL:	
SERIAL NO:	SERIAL NO:	

MATERIAL CODES: **AG** = Amber Glass; **CG** = Clear Glass; **HDPE** = High Density Polyethylene; **LDPE** = Low Density Polyethylene; **PP** = Polypropylene; **S** = Silicone; T = Teflon; **O** = Other (Specify)

NOTES:
1. STABILIZATION CRITERIA FOR RANGE OF VARIATION OF LAST THREE CONSECUTIVE READINGS:
   pH: + 1.0 units **Temperature**: + 3% **Specific Conductance**: + 3% **Dissolved Oxygen**: optionally, + 0.2 mg/L or + 10% (whichever is greater) **ORP**: + 10 mV
   Turbidity: all readings < 20 NTU; optionally + 5 NTU or + 10% (whichever is greater)

SAMPLED? Y OR N	# of bottles	Size	Material	Preservative	Preservative Lot Number	Analysis	Preferred Lab
	1	250 ml	Plastic	H_2SO_4		Ammonia	WEC Chem Lab
	1	250 ml	Plastic	N/A		Conductivity[a]	WEC Chem Lab
						Fluoride[a]	
	1	250 ml	Plastic	N/A		Nitrate	Shealy
Y	3	40/50 ml	Glass vial	Vendor[b]	BD29301VB	VOC	Shealy
	2	250 ml	Glass-amber	N/A		SVOC	Shealy
	1	250 ml	Plastic	N/A		Tritium	GEL
	2	1 liter	Plastic	HNO_3			
						Gross Alpha	GEL
						Gross Beta	
						Isotopic U (α Spec)	
						Isotopic U (ICP-MS)	
						Total U (ICP-MS)	
						Tc-99 (liquid scint)	

Notes: [a] Ensure there is no headspace in the bottle.
[b] Glass vials for VOC collection are acidified by the vendor supplying the vials.

Retain form in area for 1 year, in Records Room - 3 years and offsite - 57 years.

© 2020 Westinghouse Electric Company LLC.
All Rights Reserved.

Westinghouse Proprietary Class 2
PRINTED COPIES ARE UNCONTROLLED

Low Flow Groundwater Sample Collection Record

WELL NO: L-27-39-43	SAMPLE ID: L-27-39-43	DATE: 12/30/20
TOTAL WELL LENGTH (feet) (A): 44	WATER TABLE DEPTH (feet) (B): 21	LENGTH OF WATER COLUMN (feet) (A-B):
CASING DIAMATER / MATL (inches): 0.5/Steel	WELL SCREEN INTERVAL DEPTH: 39 feet to 43 feet	CALCULATED SYSTEM VOLUME:

PURGING DATA

	TUBING DIAMETER (inches): 0.25		PURGE PUMP TYPE OR BAILER: Peristaltic Pump
INITIAL PUMP OR TUBING DEPTH IN WELL (feet): 41	FINAL PUMP OR TUBING DEPTH IN WELL (feet): 41	PURGING START TIME: 0857	PURGING END TIME: 0946	TOTAL VOLUME PURGED (gallons): 4.0

TIME (24 HR)	CUMUL. VOLUME PURGED (gallons)	PURGE RATE (gpm)	DEPTH TO WATER (feet)	ORP (mV)	pH (standard units)	TEMP. (°C)	SPEC. COND. (circle units) µmhos/cm or µS/cm	DISSOLVED OXYGEN (circle units) mg/L or % saturation	TURBIDITY (NTUs)	COLOR (describe)	ODOR (describe)
0857	0	0.08		387.93	7.28	10.45	0.0761	11.51	0	tan	none
0901		0.08		362.65	7.16	12.96	0.0713	10.47	0	tan	none
0905		0.08		312.36	7.01	14.53	0.0687	9.99	0	tan	none
0910		0.08		250.85	6.77	15.34	0.0674	9.59	0	tan	none
0915		0.08		215.32	6.77	15.72	0.0668	9.32	0	tan	none
0920		0.08		196.81	6.69	15.96	0.0664	9.10	0	tan	none
0925		0.08		185.23	6.67	16.05	0.0663	8.92	0	tan	none
0930		0.08		176.34	6.61	16.17	0.0661	8.78	0	light tan	none
0935		0.08		171.97	6.57	16.24	0.0660	8.64	0	light tan	none
0940		0.08		163.06	6.59	16.28	0.0659	8.51	0	light tan	none
0945	4.0	0.08		152.77	6.65	16.30	0.0659	8.42	0	light tan	none

WELL CAPACITY (Gallons Per Foot): **0.75"** = 0.02; **1"** = 0.04; **1.25"** = 0.06; **2"** = 0.16; **3"** = 0.37; **4"** = 0.65; **5"** = 1.02; **6"** = 1.47; **12"** = 5.88
TUBING INSIDE DIA. CAPACITY (Gal./Ft.): **1/8"** = 0.0006; **3/16"** = 0.0014; **1/4"** = 0.0026; **5/16"** = 0.004; **3/8"** = 0.006; **1/2"** = 0.010; **5/8"** = 0.016

PURGING EQUIPMENT CODES: **B** = Bailer; **BP** = Bladder Pump; **ESP** = Electric Submersible Pump; **PP** = Peristaltic Pump; **O** = Other (Specify)

*Parent Procedure, other procedures may reference this form in ETAPS. * Procedure # ROP-06-007

Electronically approved records are authenticated in the electronic document management system.

Information included in this material is proprietary and confidential and cannot be disclosed or used for any reason beyond the intended purpose without the prior written consent of Westinghouse Electric Company LLC.

© 2020 Westinghouse Electric Company LLC.
All Rights Reserved.

Westinghouse Proprietary Class 2
PRINTED COPIES ARE UNCONTROLLED

SAMPLING DATA

WELL No: L-27-39-43	SAMPLED BY (PRINT) / AFFILIATION: Chuck Sudbeth / AECOM		
SAMPLER(S) SIGNATURE(S): Charles K Sudbeth		SAMPLING START TIME: 0857	SAMPLING END TIME: 0946
TUBING MATERIAL CODE: HDPE	PUMP OR TUBING DEPTH IN WELL (feet): 41	DUPLICATE: Y (N)	
FIELD DECONTAMINATION: PUMP Y (N)	TUBING Y (N (replaced))	SAMPLE COLLECTION METHOD: Peristaltic Pump	

FIELD EQUIPMENT USED:	FIELD EQUIPMENT USED:	REMARKS:
MAKE:	MAKE:	Collected MS and MSD samples
MODEL:	MODEL:	
SERIAL NO:	SERIAL NO:	

MATERIAL CODES: **AG** = Amber Glass; **CG** = Clear Glass; **HDPE** = High Density Polyethylene; **LDPE** = Low Density Polyethylene; **PP** = Polypropylene; **S** = Silicone; **T** = Teflon; **O** = Other (Specify)

NOTES:
1. STABILIZATION CRITERIA FOR RANGE OF VARIATION OF LAST THREE CONSECUTIVE READINGS:
pH: + 1.0 units **Temperature**: + 3% **Specific Conductance**: + 3% **Dissolved Oxygen**: optionally, + 0.2 mg/L or + 10% (whichever is greater) **ORP**: + 10 mV
Turbidity: all readings < 20 NTU; optionally + 5 NTU or + 10% (whichever is greater)

SAMPLED? Y OR N	# of bottles	Size	Material	Preservative	Preservative Lot Number	Analysis	Preferred Lab
	1	250 ml	Plastic	H_2SO_4		Ammonia	WEC Chem Lab
	1	250 ml	Plastic	N/A		Conductivity[a]	WEC Chem Lab
						Fluoride[a]	
	1	250 ml	Plastic	N/A		Nitrate	Shealy
Y	3	40 ml	Glass vial	Vendor[b]	B029301VB	VOC	Shealy
	2	250 ml	Glass-amber	N/A		SVOC	Shealy
	1	250 ml	Plastic	N/A		Tritium	GEL
	2	1 liter	Plastic	HNO_3			
						Gross Alpha	GEL
						Gross Beta	
						Isotopic U (α Spec)	
						Isotopic U (ICP-MS)	
						Total U (ICP-MS)	
						Tc-99 (liquid scint)	

Notes: [a] Ensure there is no headspace in the bottle.
[b] Glass vials for VOC collection are acidified by the vendor supplying the vials.

Retain form in area for 1 year, in Records Room - 3 years and offsite - 57 years.

*Parent Procedure, other procedures may reference this form in ETAPS.

© 2020 Westinghouse Electric Company LLC.
All Rights Reserved.

Low Flow Groundwater Sample Collection Record

WELL NO: L-28-18-22	SAMPLE ID: L-28-18-22	DATE: 12/30/20
TOTAL WELL LENGTH (feet) (A): 24	WATER TABLE DEPTH (feet) (B): 15	LENGTH OF WATER COLUMN (feet) (A-B):
CASING DIAMATER / MATL (inches): 0.5/Steel	WELL SCREEN INTERVAL DEPTH: 18 feet to 22 feet	CALCULATED SYSTEM VOLUME:

PURGING DATA

	TUBING DIAMETER (inches): 0.25		PURGE PUMP TYPE OR BAILER: Peristaltic Pump
INITIAL PUMP OR TUBING DEPTH IN WELL (feet):	FINAL PUMP OR TUBING DEPTH IN WELL (feet):	PURGING START TIME:	PURGING END TIME: 1141 / TOTAL VOLUME PURGED (gallons): 2.0

TIME (24 HR)	CUMUL. VOLUME PURGED (gallons)	PURGE RATE (gpm)	DEPTH TO WATER (feet)	ORP (mV)	pH (standard units)	TEMP. (°C)	SPEC. COND. (circle units) µmhos/cm or µS/cm	DISSOLVED OXYGEN (circle units) mg/L or % saturation	TURBIDITY (NTUs)	COLOR (describe)	ODOR (describe)
1107	0	0.06		131.42	6.48	12.06	0.0730	10.52	0	tan	none
1110		0.06		151.71	6.64	13.12	0.0711	9.92	0	tan	none
1115		0.06		174.81	6.49	14.72	0.0684	9.53	0	light tan	none
1120		0.06		189.80	6.40	14.92	0.0680	9.45	0	clear	none
1125		0.06		197.34	6.45	14.93	0.0680	9.41	0	clear	none
1130		0.06		197.77	6.36	15.03	0.0679	9.37	0	clear	none
1135		0.06		203.20	6.35	15.09	0.0678	9.33	0	clear	none
1140	2.0	0.06		206.99	6.30	15.15	0.0677	9.30	0	clear	none

WELL CAPACITY (Gallons Per Foot): **0.75"** = 0.02; **1"** = 0.04; **1.25"** = 0.06; **2"** = 0.16; **3"** = 0.37; **4"** = 0.65; **5"** = 1.02; **6"** = 1.47; **12"** = 5.88
TUBING INSIDE DIA. CAPACITY (Gal./Ft.): **1/8"** = 0.0006; **3/16"** = 0.0014; **1/4"** = 0.0026; **5/16"** = 0.004; **3/8"** = 0.006; **1/2"** = 0.010; **5/8"** = 0.016

PURGING EQUIPMENT CODES: **B** = Bailer; **BP** = Bladder Pump; **ESP** = Electric Submersible Pump; **PP** = Peristaltic Pump; **O** = Other (Specify)

*Parent Procedure, other procedures may reference this form in ETAPS. * Procedure # ROP-06-007

Electronically approved records are authenticated in the electronic document management system.

Information included in this material is proprietary and confidential and cannot be disclosed or used for any reason beyond the intended purpose without the prior written consent of Westinghouse Electric Company LLC.

© 2020 Westinghouse Electric Company LLC.
All Rights Reserved.

Westinghouse Proprietary Class 2
PRINTED COPIES ARE UNCONTROLLED

SAMPLING DATA

ELL No: L-28-18-22	SAMPLED BY (PRINT) / AFFILIATION: Chuck Sudbeth / AECOM		
SAMPLER(S) SIGNATURE(S): Charles K Sudbeth		SAMPLING START TIME: 1107	SAMPLING END TIME: 1141
TUBING MATERIAL CODE: HDPE	PUMP OR TUBING DEPTH IN WELL (feet): 20		DUPLICATE: Y (N)
FIELD DECONTAMINATION: PUMP Y (N)	TUBING Y N (replaced)	SAMPLE COLLECTION METHOD: Peristaltic Pump	

FIELD EQUIPMENT USED:	FIELD EQUIPMENT USED:	REMARKS:
MAKE:	MAKE:	
MODEL:	MODEL:	
SERIAL NO:	SERIAL NO:	

MATERIAL CODES: **AG** = Amber Glass; **CG** = Clear Glass; **HDPE** = High Density Polyethylene; **LDPE** = Low Density Polyethylene; **PP** = Polypropylene; **S** = Silicone; **T** = Teflon; **O** = Other (Specify)

NOTES:
1. STABILIZATION CRITERIA FOR RANGE OF VARIATION OF LAST THREE CONSECUTIVE READINGS:
pH: + 1.0 units **Temperature**: + 3% **Specific Conductance**: + 3% **Dissolved Oxygen**: optionally, + 0.2 mg/L or + 10% (whichever is greater) **ORP**: + 10 mV
Turbidity: all readings < 20 NTU; optionally + 5 NTU or + 10% (whichever is greater)

SAMPLED? Y OR N	# of bottles	Size	Material	Preservative	Preservative Lot Number	Analysis	Preferred Lab
	1	250 ml	Plastic	H_2SO_4		Ammonia	WEC Chem Lab
	1	250 ml	Plastic	N/A		Conductivity[a]	WEC Chem Lab
						Fluoride[a]	
	1	250 ml	Plastic	N/A		Nitrate	Shealy
Y	3	40~~50~~ ml	Glass vial	Vendor[b]	B029301 VB	VOC	Shealy
	2	250 ml	Glass-amber	N/A		SVOC	Shealy
	1	250 ml	Plastic	N/A		Tritium	GEL
	2	1 liter	Plastic	HNO_3			
						Gross Alpha	GEL
						Gross Beta	
						Isotopic U (α Spec)	
						Isotopic U (ICP-MS)	
						Total U (ICP-MS)	
						Tc-99 (liquid scint)	

Notes: [a] Ensure there is no headspace in the bottle.
[b] Glass vials for VOC collection are acidified by the vendor supplying the vials.

Retain form in area for 1 year, in Records Room - 3 years and offsite - 57 years.

© 2020 Westinghouse Electric Company LLC.
All Rights Reserved.

Westinghouse Proprietary Class 2
PRINTED COPIES ARE UNCONTROLLED

Low Flow Groundwater Sample Collection Record

WELL NO: L-28-27-31	SAMPLE ID: L-28-27-31	DATE: 12/30/20
TOTAL WELL LENGTH (feet) (A): 34	WATER TABLE DEPTH (feet) (B): 15	LENGTH OF WATER COLUMN (feet) (A-B):
CASING DIAMATER / MATL (inches): 0.5/steel	WELL SCREEN INTERVAL DEPTH: 27 feet to 31 feet	CALCULATED SYSTEM VOLUME:

PURGING DATA

	TUBING DIAMETER (inches): 0.25		PURGE PUMP TYPE OR BAILER: Peristaltic Pump
INITIAL PUMP OR TUBING DEPTH IN WELL (feet): 29	FINAL PUMP OR TUBING DEPTH IN WELL (feet): 29	PURGING START TIME: 1224	PURGING END TIME: 1314	TOTAL VOLUME PURGED (gallons): 2.5

TIME (24 HR)	CUMUL. VOLUME PURGED (gallons)	PURGE RATE (gpm)	DEPTH TO WATER (feet)	ORP (mV)	pH (standard units)	TEMP (°C)	SPEC. COND. (circle units) µmhos/cm or µS/cm	DISSOLVED OXYGEN (circle units) mg/L or % saturation	TURBIDITY (NTUs)	COLOR (describe)	ODOR (describe)
~~1224~~	0	0.05		217.19	5.88	9.75	0.0775	10.97	0	tan	none
1233		0.05		165.10	6.14	8.81	0.0794	10.61	0	tan	none
1243		0.05		76.74	5.95	13.41	4.090	8.70	1.34	light tan	none
1246		0.05		101.22	5.92	14.02	0.0695	8.47	0	clear	none
1250		0.05		111.34	5.91	14.31	0.0690	8.38	0	clear	none
1255		0.05		112.96	5.90	14.40	0.0689	8.20	0	clear	none
1300		0.05		106.41	5.90	14.64	0.0685	8.03	0	clear	none
1308		0.05		105.68	5.92	14.86	0.0681	7.84	0	clear	none
1311	2.5	0.05		101.84	5.91	14.94	0.0680	7.74	0	clear	none

WELL CAPACITY (Gallons Per Foot): **0.75"** = 0.02; **1"** = 0.04; **1.25"** = 0.06; **2"** = 0.16; **3"** = 0.37; **4"** = 0.65; **5"** = 1.02; **6"** = 1.47; **12"** = 5.88
TUBING INSIDE DIA. CAPACITY (Gal./Ft.): **1/8"** = 0.0006; **3/16"** = 0.0014; **1/4"** = 0.0026; **5/16"** = 0.004; **3/8"** = 0.006; **1/2"** = 0.010; **5/8"** = 0.016

PURGING EQUIPMENT CODES: **B** = Bailer; **BP** = Bladder Pump; **ESP** = Electric Submersible Pump; **PP** = Peristaltic Pump; **O** = Other (Specify)

*Parent Procedure, other procedures may reference this form in ETAPS. * Procedure # ROP-06-007

Electronically approved records are authenticated in the electronic document management system.
Information included in this material is proprietary and confidential and cannot be disclosed or used for any reason beyond the intended purpose without the prior written consent of Westinghouse Electric Company LLC.
© 2020 Westinghouse Electric Company LLC.
All Rights Reserved.

Westinghouse Proprietary Class 2
PRINTED COPIES ARE UNCONTROLLED

SAMPLING DATA

WELL No: L-28-27-31	SAMPLED BY (PRINT) / AFFILIATION: Chuck Sudlett / AECOM		
SAMPLER(S) SIGNATURE(S): Charles K Sublett		SAMPLING START TIME: 1224	SAMPLING END TIME: 1314
TUBING MATERIAL CODE: HDPE	PUMP OR TUBING DEPTH IN WELL (feet): 30	DUPLICATE: Y (N)	
FIELD DECONTAMINATION: PUMP Y (N)	TUBING Y ~~N~~ (replaced)	SAMPLE COLLECTION METHOD: Peristaltic Pump	

FIELD EQUIPMENT USED:	FIELD EQUIPMENT USED:	REMARKS:
MAKE:	MAKE:	Collected MS and MSD samples
MODEL:	MODEL:	
SERIAL NO:	SERIAL NO:	

MATERIAL CODES: **AG** = Amber Glass; **CG** = Clear Glass; **HDPE** = High Density Polyethylene; **LDPE** = Low Density Polyethylene; **PP** = Polypropylene; **S** = Silicone; **T** = Teflon; **O** = Other (Specify)

NOTES:
1. STABILIZATION CRITERIA FOR RANGE OF VARIATION OF LAST THREE CONSECUTIVE READINGS:
pH: + 1.0 units **Temperature**: + 3% **Specific Conductance**: + 3% **Dissolved Oxygen**: optionally, + 0.2 mg/L or + 10% (whichever is greater) **ORP**: + 10 mV
Turbidity: all readings < 20 NTU; optionally + 5 NTU or + 10% (whichever is greater)

SAMPLED? Y OR N	# of bottles	Size	Material	Preservative	Preservative Lot Number	Analysis	Preferred Lab
	1	250 ml	Plastic	H_2SO_4		Ammonia	WEC Chem Lab
	1	250 ml	Plastic	N/A		Conductivity[a]	WEC Chem Lab
						Fluoride[a]	
	1	250 ml	Plastic	N/A		Nitrate	Shealy
Y	3	40 ml	Glass vial	Vendor[b]	B029301VB	VOC	Shealy
	2	250 ml	Glass-amber	N/A		SVOC	Shealy
	1	250 ml	Plastic	N/A		Tritium	GEL
	2	1 liter	Plastic	HNO_3			
						Gross Alpha	GEL
						Gross Beta	
						Isotopic U (α Spec)	
						Isotopic U (ICP-MS)	
						Total U (ICP-MS)	
						Tc-99 (liquid scint)	

Notes: [a] Ensure there is no headspace in the bottle.
[b] Glass vials for VOC collection are acidified by the vendor supplying the vials.

Retain form in area for 1 year, in Records Room - 3 years and offsite - 57 years.

© 2020 Westinghouse Electric Company LLC.
All Rights Reserved.

Westinghouse Proprietary Class 2
PRINTED COPIES ARE UNCONTROLLED

Low Flow Groundwater Sample Collection Record

WELL NO: L-28-36-40	SAMPLE ID: L-28-36-40	DATE: 12/30/20
TOTAL WELL LENGTH (feet) (A): 44	WATER TABLE DEPTH (feet) (B): 15	LENGTH OF WATER COLUMN (feet) (A-B):
CASING DIAMATER / MATL (inches): 0.5/Steel	WELL SCREEN INTERVAL DEPTH: 36 feet to 40 feet	CALCULATED SYSTEM VOLUME:

PURGING DATA

	TUBING DIAMETER (inches): 0.25		PURGE PUMP TYPE OR BAILER: Peristaltic Pump
INITIAL PUMP OR TUBING DEPTH IN WELL (feet): 38	FINAL PUMP OR TUBING DEPTH IN WELL (feet): 38	PURGING START TIME: 1408	PURGING END TIME: 1451	TOTAL VOLUME PURGED (gallons): 2.0

TIME (24 HR)	CUMUL. VOLUME PURGED (gallons)	PURGE RATE (gpm)	DEPTH TO WATER (feet)	ORP (mV)	pH (standard units)	TEMP. (°C)	SPEC. COND. (circle units) µmhos/cm or µS/cm	DISSOLVED OXYGEN (circle units) mg/L or % saturation	TURBIDITY (NTUs)	COLOR (describe)	ODOR (describe)
1408	0	0.05		135.53	6.06	10.24	0.0765	9.58	0	tan	none
1411		0.05		129.46	6.09	11.82	0.0734	9.02	0	tan	none
1415		0.05		108.30	6.16	12.70	0.0718	8.72	0	tan	none
1420		0.05		89.91	6.13	13.75	0.0707	8.42	0	light tan	none
1425		0.05		69.99	6.12	13.47	0.0705	8.18	0	light tan	none
1430		0.05		61.15	6.11	13.67	0.0701	7.94	0	light tan	none
1435		0.05		53.65	6.10	13.76	0.0700	7.77	0	light tan	none
1440		0.05		50.47	6.08	13.59	0.0703	7.65	0	light tan	none
1445		0.05		35.72	6.15	13.62	0.0702	7.47	0	light tan	none
1450	2.0	0.05		31.11	6.16	13.58	0.0703	7.32	0	light tan	none

WELL CAPACITY (Gallons Per Foot): **0.75"** = 0.02; **1"** = 0.04; **1.25"** = 0.06; **2"** = 0.16; **3"** = 0.37; **4"** = 0.65; **5"** = 1.02; **6"** = 1.47; **12"** = 5.88
TUBING INSIDE DIA. CAPACITY (Gal./Ft.): **1/8"** = 0.0006; **3/16"** = 0.0014; **1/4"** = 0.0026; **5/16"** = 0.004; **3/8"** = 0.006; **1/2"** = 0.010; **5/8"** = 0.016

PURGING EQUIPMENT CODES: **B** = Bailer; **BP** = Bladder Pump; **ESP** = Electric Submersible Pump; **PP** = Peristaltic Pump; **O** = Other (Specify)

*Parent Procedure, other procedures may reference this form in ETAPS. * Procedure # ROP-06-007

Electronically approved records are authenticated in the electronic document management system.

Information included in this material is proprietary and confidential and cannot be disclosed or used for any reason beyond the intended purpose without the prior written consent of Westinghouse Electric Company LLC.

© 2020 Westinghouse Electric Company LLC.
All Rights Reserved.

Westinghouse Proprietary Class 2
PRINTED COPIES ARE UNCONTROLLED

SAMPLING DATA

WELL No: L-28-36-40	SAMPLED BY (PRINT) / AFFILIATION: Chuck Sudduth / AECOM		
SAMPLER(S) SIGNATURE(S): Charles K Sudduth		SAMPLING START TIME: 1408	SAMPLING END TIME: 1451
TUBING MATERIAL CODE: HDPE	PUMP OR TUBING DEPTH IN WELL (feet): 38	DUPLICATE: Y (N)	
FIELD DECONTAMINATION: PUMP Y (N)	TUBING Y (N (replaced))	SAMPLE COLLECTION METHOD: Peristaltic Pump	

FIELD EQUIPMENT USED:	FIELD EQUIPMENT USED:	REMARKS:
MAKE:	MAKE:	
MODEL:	MODEL:	
SERIAL NO:	SERIAL NO:	

MATERIAL CODES: **AG** = Amber Glass; **CG** = Clear Glass; **HDPE** = High Density Polyethylene; **LDPE** = Low Density Polyethylene; **PP** = Polypropylene; **S** = Silicone; **T** = Teflon; **O** = Other (Specify)

NOTES:
1. STABILIZATION CRITERIA FOR RANGE OF VARIATION OF LAST THREE CONSECUTIVE READINGS:
pH: ± 1.0 units **Temperature**: ± 3% **Specific Conductance**: ± 3% **Dissolved Oxygen**: optionally, ± 0.2 mg/L or ± 10% (whichever is greater) **ORP**: ± 10 mV
Turbidity: all readings < 20 NTU; optionally ± 5 NTU or ± 10% (whichever is greater)

SAMPLED? Y OR N	# of bottles	Size	Material	Preservative	Preservative Lot Number	Analysis	Preferred Lab
	1	250 ml	Plastic	H_2SO_4		Ammonia	WEC Chem Lab
	1	250 ml	Plastic	N/A		Conductivity[a]	WEC Chem Lab
						Fluoride[a]	
	1	250 ml	Plastic	N/A		Nitrate	Shealy
Y	3	40 50 ml	Glass vial	Vendor[b]	B029301VB	VOC	Shealy
	2	250 ml	Glass-amber	N/A		SVOC	Shealy
	1	250 ml	Plastic	N/A		Tritium	GEL
	2	1 liter	Plastic	HNO_3			
						Gross Alpha	GEL
						Gross Beta	
						Isotopic U (α Spec)	
						Isotopic U (ICP-MS)	
						Total U (ICP-MS)	
						Tc-99 (liquid scint)	

Notes: [a] Ensure there is no headspace in the bottle.
[b] Glass vials for VOC collection are acidified by the vendor supplying the vials.

Retain form in area for 1 year, in Records Room - 3 years and offsite - 57 years.

© 2020 Westinghouse Electric Company LLC.
All Rights Reserved.

Westinghouse Proprietary Class 2
PRINTED COPIES ARE UNCONTROLLED

Low Flow Groundwater Sample Collection Record

WELL NO: L-29-13-17	SAMPLE ID: L-29-13-17	DATE: 12/4/20
TOTAL WELL LENGTH (feet) (A): 17	WATER TABLE DEPTH (feet) (B): 10	LENGTH OF WATER COLUMN (feet) (A-B):
CASING DIAMATER / MATL (inches): 0.5/Steel	WELL SCREEN INTERVAL DEPTH: 13 feet to 17 feet	CALCULATED SYSTEM VOLUME:

PURGING DATA

	TUBING DIAMETER (inches): 0.25		PURGE PUMP TYPE OR BAILER: Peristaltic Pump
INITIAL PUMP OR TUBING DEPTH IN WELL (feet): 15	FINAL PUMP OR TUBING DEPTH IN WELL (feet): 15	PURGING START TIME: 1226	PURGING END TIME: 1312	TOTAL VOLUME PURGED (gallons): 3.75

TIME (24 HR)	CUMUL. VOLUME PURGED (gallons)	PURGE RATE (gpm)	DEPTH TO WATER (feet)	ORP (mV)	pH (standard units)	TEMP. (°C)	SPEC. COND. (circle units) µmhos/cm or µS/cm	DISSOLVED OXYGEN (circle units) mg/L or % saturation	TURBIDITY (NTUs)	COLOR (describe)	ODOR (describe)
1226	0	0.09		37.31	6.29	19.18	0.06	8.19	176	brown	none
1230	0.36	0.09		18.90	6.34	20.46	226.95	0.29	177	brown	none
1235	0.81	0.09		-2.54	6.33	20.23	211.98	1.22	176	brown	none
1240	1.26	0.09		-19.20	6.32	20.23	291.20	1.04	178	light brown	none
1245	1.71	0.09		-34.25	6.34	19.26	290.33	0.30	177	clear	none
1250	2.16	0.09		-49.26	6.34	19.61	289.08	0.25	177	clear	none
1258	2.88	0.09		-71.18	6.34	19.63	220.19	0.17	177	clear	none
1305	3.51	0.09		-92.31	6.33	19.56	258.77	0.12	176	clear	none
1310	3.75	0.09		-104.84	6.33	19.65	253.79	0.10	176	clear	none

WELL CAPACITY (Gallons Per Foot): **0.75"** = 0.02; **1"** = 0.04; **1.25"** = 0.06; **2"** = 0.16; **3"** = 0.37; **4"** = 0.65; **5"** = 1.02; **6"** = 1.47; **12"** = 5.88
TUBING INSIDE DIA. CAPACITY (Gal./Ft.): **1/8"** = 0.0006; **3/16"** = 0.0014; **1/4"** = 0.0026; **5/16"** = 0.004; **3/8"** = 0.006; **1/2"** = 0.010; **5/8"** = 0.016

PURGING EQUIPMENT CODES: **B** = Bailer; **BP** = Bladder Pump; **ESP** = Electric Submersible Pump; **PP** = Peristaltic Pump; **O** = Other (Specify)

*Parent Procedure, other procedures may reference this form in ETAPS. * Procedure # ROP-06-007

Electronically approved records are authenticated in the electronic document management system.

Information included in this material is proprietary and confidential and cannot be disclosed or used for any reason beyond the intended purpose without the prior written consent of Westinghouse Electric Company LLC.

© 2020 Westinghouse Electric Company LLC. All Rights Reserved.

Westinghouse Proprietary Class 2
PRINTED COPIES ARE UNCONTROLLED

SAMPLING DATA

WELL No: L-29-13-17	SAMPLED BY (PRINT) / AFFILIATION: Chuck Suddeth / AECOM		
SAMPLER(S) SIGNATURE(S): Charles K Suddeth		SAMPLING START TIME: 1226	SAMPLING END TIME: 1312
TUBING MATERIAL CODE: HDPE	PUMP OR TUBING DEPTH IN WELL (feet): 15		DUPLICATE: Y (N)
FIELD DECONTAMINATION: PUMP Y (N)	TUBING Y N (replaced)		SAMPLE COLLECTION METHOD: Peristaltic Pump

FIELD EQUIPMENT USED:	FIELD EQUIPMENT USED:	REMARKS:
MAKE:	MAKE:	
MODEL:	MODEL:	
SERIAL NO:	SERIAL NO:	

MATERIAL CODES: **AG** = Amber Glass; **CG** = Clear Glass; **HDPE** = High Density Polyethylene; **LDPE** = Low Density Polyethylene; **PP** = Polypropylene; **S** = Silicone; **T** = Teflon; **O** = Other (Specify)

NOTES:
1. STABILIZATION CRITERIA FOR RANGE OF VARIATION OF LAST THREE CONSECUTIVE READINGS:
pH: + 1.0 units **Temperature**: + 3% **Specific Conductance**: + 3% **Dissolved Oxygen**: optionally, + 0.2 mg/L or + 10% (whichever is greater) **ORP**: + 10 mV
Turbidity: all readings < 20 NTU; optionally + 5 NTU or + 10% (whichever is greater)

SAMPLED? Y OR N	# of bottles	Size	Material	Preservative	Preservative Lot Number	Analysis	Preferred Lab
	1	250 ml	Plastic	H_2SO_4		Ammonia	WEC Chem Lab
	1	250 ml	Plastic	N/A		Conductivity[a]	WEC Chem Lab
						Fluoride[a]	
	1	250 ml	Plastic	N/A		Nitrate	Shealy
Y	3	40 ml	Glass vial	Vendor[b]	B029301VB	VOC	Shealy
	2	250 ml	Glass-amber	N/A		SVOC	Shealy
	1	250 ml	Plastic	N/A		Tritium	GEL
	2	1 liter	Plastic	HNO_3			
						Gross Alpha	GEL
						Gross Beta	
						Isotopic U (α Spec)	
						Isotopic U (ICP-MS)	
						Total U (ICP-MS)	
						Tc-99 (liquid scint)	

Notes: [a] Ensure there is no headspace in the bottle.
[b] Glass vials for VOC collection are acidified by the vendor supplying the vials.

Retain form in area for 1 year, in Records Room - 3 years and offsite - 57 years.

© 2020 Westinghouse Electric Company LLC.
All Rights Reserved.

Westinghouse Proprietary Class 2
PRINTED COPIES ARE UNCONTROLLED

Low Flow Groundwater Sample Collection Record

WELL NO: L-29-26-30	SAMPLE ID: L-29-26-30	DATE: 12/4/20
TOTAL WELL LENGTH (feet) (A): 30	WATER TABLE DEPTH (feet) (B): 10	LENGTH OF WATER COLUMN (feet) (A-B):
CASING DIAMATER / MATL (inches): 0.5/Steel	WELL SCREEN INTERVAL DEPTH: 26 feet to 30 feet	CALCULATED SYSTEM VOLUME:

PURGING DATA

	TUBING DIAMETER (inches): 0.25		PURGE PUMP TYPE OR BAILER: Peristaltic Pump
INITIAL PUMP OR TUBING DEPTH IN WELL (feet): 28	FINAL PUMP OR TUBING DEPTH IN WELL (feet): 28	PURGING START TIME: 1412	**PURGING END TIME:** 1503	**TOTAL VOLUME PURGED (gallons):** 5.0

TIME (24 HR)	CUMUL. VOLUME PURGED (gallons)	PURGE RATE (gpm)	DEPTH TO WATER (feet)	ORP (mV)	pH (standard units)	TEMP. (°C)	SPEC. COND. (circle units) µmhos/cm or µS/cm	DISSOLVED OXYGEN (circle units) mg/L or % saturation	TURBIDITY (NTUs)	COLOR (describe)	ODOR (describe)
1412	0	0.10		-208.46	6.14	22.47	0.06	8.35	179	dark gray	none
1416	0.4	0.10		-190.16	6.26	19.63	160.39	0.10	178	gray	none
1420	0.8	0.10		-248.79	6.25	19.49	155.36	0.10	176	light gray	none
1425	1.3	0.10		-286.37	6.23	19.47	147.22	0.08	176	"	none
1430	1.8	0.10		-335.31	6.22	19.35	137.89	0.07	176	"	none
1435	2.3	0.10		-367.61	6.20	19.31	131.25	0.06	176	"	none
1440	2.8	0.10		-390.16	6.19	19.20	126.64	0.05	176	"	none
1446	3.4	0.10		-411.82	6.17	19.22	121.72	0.05	176	"	none
1450	3.8	0.10		-419.73	6.17	19.30	120.01	0.04	176	"	none
1455	4.3	0.10		-427.19	6.17	19.16	117.25	0.04	175	"	none
1500	5.0	0.10		-430.81	6.17	19.26	114.80	0.04	175	"	

WELL CAPACITY (Gallons Per Foot): **0.75"** = 0.02; **1"** = 0.04; **1.25"** = 0.06; **2"** = 0.16; **3"** = 0.37; **4"** = 0.65; **5"** = 1.02; **6"** = 1.47; **12"** = 5.88
TUBING INSIDE DIA. CAPACITY (Gal./Ft.): **1/8"** = 0.0006; **3/16"** = 0.0014; **1/4"** = 0.0026; **5/16"** = 0.004; **3/8"** = 0.006; **1/2"** = 0.010; **5/8"** = 0.016

PURGING EQUIPMENT CODES: **B** = Bailer; **BP** = Bladder Pump; **ESP** = Electric Submersible Pump; **PP** = Peristaltic Pump; **O** = Other (Specify)

*Parent Procedure, other procedures may reference this form in ETAPS. * Procedure # ROP-06-007

Electronically approved records are authenticated in the electronic document management system.

Information included in this material is proprietary and confidential and cannot be disclosed or used for any reason beyond the intended purpose without the prior written consent of Westinghouse Electric Company LLC.

© 2020 Westinghouse Electric Company LLC.
All Rights Reserved.

Westinghouse Proprietary Class 2
PRINTED COPIES ARE UNCONTROLLED

1502

SAMPLING DATA

WELL No: L-29-26-30	SAMPLED BY (PRINT) / AFFILIATION: Chuck Suddeth / AECOM		
SAMPLER(S) SIGNATURE(S): Charles K Suddeth		SAMPLING START TIME: 1412	SAMPLING END TIME: 1503
TUBING MATERIAL CODE:	PUMP OR TUBING DEPTH IN WELL (feet):	DUPLICATE: Y N	
FIELD DECONTAMINATION: PUMP Y (N) TUBING Y (N (replaced))		SAMPLE COLLECTION METHOD: Peristaltic Pump	

FIELD EQUIPMENT USED:	FIELD EQUIPMENT USED:	REMARKS:
MAKE:	MAKE:	
MODEL:	MODEL:	
SERIAL NO:	SERIAL NO:	

MATERIAL CODES: **AG** = Amber Glass; **CG** = Clear Glass; **HDPE** = High Density Polyethylene; **LDPE** = Low Density Polyethylene; **PP** = Polypropylene; **S** = Silicone; **T** = Teflon; **O** = Other (Specify)

NOTES:
1. STABILIZATION CRITERIA FOR RANGE OF VARIATION OF LAST THREE CONSECUTIVE READINGS:
pH: + 1.0 units **Temperature**: + 3% **Specific Conductance**: + 3% **Dissolved Oxygen**: optionally, + 0.2 mg/L or + 10% (whichever is greater) **ORP**: + 10 mV
Turbidity: all readings < 20 NTU; optionally + 5 NTU or + 10% (whichever is greater)

SAMPLED? Y OR N	# of bottles	Size	Material	Preservative	Preservative Lot Number	Analysis	Preferred Lab
	1	250 ml	Plastic	H_2SO_4		Ammonia	WEC Chem Lab
	1	250 ml	Plastic	N/A		Conductivity[a]	WEC Chem Lab
						Fluoride[a]	
	1	250 ml	Plastic	N/A		Nitrate	Shealy
Y	3	40 ml	Glass vial	Vendor[b]	B029301VA	VOC	Shealy
	2	250 ml	Glass-amber	N/A		SVOC	Shealy
	1	250 ml	Plastic	N/A		Tritium	GEL
	2	1 liter	Plastic	HNO_3			
						Gross Alpha	GEL
						Gross Beta	
						Isotopic U (α Spec)	
						Isotopic U (ICP-MS)	
						Total U (ICP-MS)	
						~~Tc-99 (liquid scint)~~	

Notes: [a] Ensure there is no headspace in the bottle.
[b] Glass vials for VOC collection are acidified by the vendor supplying the vials.

Retain form in area for 1 year, in Records Room - 3 years and offsite - 57 years.

© 2020 Westinghouse Electric Company LLC.
All Rights Reserved.
Westinghouse Proprietary Class 2
PRINTED COPIES ARE UNCONTROLLED

Low Flow Groundwater Sample Collection Record

WELL NO: L-30-12-16	SAMPLE ID: L-30-12-16	DATE: 12/7/20
TOTAL WELL LENGTH (feet) (A): 16	WATER TABLE DEPTH (feet) (B): 9.0	LENGTH OF WATER COLUMN (feet) (A-B):
CASING DIAMATER / MATL (inches): 0.5 / Steel	WELL SCREEN INTERVAL DEPTH: 12 feet to 16 feet	CALCULATED SYSTEM VOLUME:

PURGING DATA

	TUBING DIAMETER (inches): 0.25			PURGE PUMP TYPE OR BAILER: Peristaltic Pump
INITIAL PUMP OR TUBING DEPTH IN WELL (feet): 14	FINAL PUMP OR TUBING DEPTH IN WELL (feet): 14	PURGING START TIME: 1422	PURGING END TIME: 1517	TOTAL VOLUME PURGED (gallons): 3.5

TIME (24 HR)	CUMUL. VOLUME PURGED (gallons)	PURGE RATE (gpm)	DEPTH TO WATER (feet)	ORP (mV)	pH (standard units)	TEMP. (°C)	SPEC. COND. (circle units) µmhos/cm or µS/cm	DISSOLVED OXYGEN (circle units) mg/L or % saturation	TURBIDITY (NTUs)	COLOR (describe)	ODOR (describe)
1422	0	0.07		60.26	6.38	17.86	303.69	5.20	203	Brown	none
1425		0.07		-33.39	6.42	18.93	260.60	0.90	230	light brown	none
1430		0.07		-204.01	6.44	18.97	217.32	0.57	223	clear	none
1435		0.07		-235.06	6.44	18.97	186.28	0.39	209	clear	none
1440		0.07		-235.06	6.44	18.95	165.13	0.34	206	clear	none
1446		0.07		-241.60	6.45	19.07	148.61	0.29	204	clear	none
1450		0.07		-253.29	6.45	19.03	140.92	0.23	203	clear	none
1455		0.07		-255.60	6.44	19.02	138.43	0.23	208	clear	none
1500		0.07		-265.85	6.44	19.02	131.99	0.19	211	clear	none
1505		0.07		-281.96	6.44	18.99	128.89	0.15	214	clear	none
1510		0.07		-287.86	6.44	19.03	127.20	0.14	213	clear	none
1515	3.5	0.07		-291.80	6.44	18.93	125.55	0.12	217	clear	none

WELL CAPACITY (Gallons Per Foot): **0.75"** = 0.02; **1"** = 0.04; **1.25"** = 0.06; **2"** = 0.16; **3"** = 0.37; **4"** = 0.65; **5"** = 1.02; **6"** = 1.47; **12"** = 5.88
TUBING INSIDE DIA. CAPACITY (Gal./Ft.): **1/8"** = 0.0006; **3/16"** = 0.0014; **1/4"** = 0.0026; **5/16"** = 0.004; **3/8"** = 0.006; **1/2"** = 0.010; **5/8"** = 0.016

PURGING EQUIPMENT CODES: **B** = Bailer; **BP** = Bladder Pump; **ESP** = Electric Submersible Pump; **PP** = Peristaltic Pump; **O** = Other (Specify)

*Parent Procedure, other procedures may reference this form in ETAPS. * Procedure # ROP-06-007

Electronically approved records are authenticated in the electronic document management system.

Information included in this material is proprietary and confidential and cannot be disclosed or used for any reason beyond the intended purpose without the prior written consent of Westinghouse Electric Company LLC.

© 2020 Westinghouse Electric Company LLC. All Rights Reserved.

Westinghouse Proprietary Class 2
PRINTED COPIES ARE UNCONTROLLED

SAMPLING DATA

WELL No: L-30-12-16	SAMPLED BY (PRINT) / AFFILIATION: Chuck Suddeth / AECOM		
SAMPLER(S) SIGNATURE(S): Charles K Suddeth		SAMPLING START TIME: 1422	SAMPLING END TIME: 1517
TUBING MATERIAL CODE: HDPE	PUMP OR TUBING DEPTH IN WELL (feet): 14		DUPLICATE: Y (N)
FIELD DECONTAMINATION: PUMP Y (N)	TUBING Y N (replaced)		SAMPLE COLLECTION METHOD: Peristaltic Pump

FIELD EQUIPMENT USED:	FIELD EQUIPMENT USED:	REMARKS:
MAKE:	MAKE:	
MODEL:	MODEL:	
SERIAL NO:	SERIAL NO:	

MATERIAL CODES: **AG** = Amber Glass; **CG** = Clear Glass; **HDPE** = High Density Polyethylene; **LDPE** = Low Density Polyethylene; **PP** = Polypropylene; **S** = Silicone; **T** = Teflon; **O** = Other (Specify)

NOTES:
1. **STABILIZATION CRITERIA FOR RANGE OF VARIATION OF LAST THREE CONSECUTIVE READINGS:**
   pH: + 1.0 units **Temperature**: + 3% **Specific Conductance**: + 3% **Dissolved Oxygen**: optionally, + 0.2 mg/L or + 10% (whichever is greater) **ORP**: + 10 mV
   Turbidity: all readings < 20 NTU; optionally + 5 NTU or + 10% (whichever is greater)

SAMPLED? Y OR N	# of bottles	Size	Material	Preservative	Preservative Lot Number	Analysis	Preferred Lab
	1	250 ml	Plastic	H_2SO_4		Ammonia	WEC Chem Lab
	1	250 ml	Plastic	N/A		Conductivity[a]	WEC Chem Lab
						Fluoride[a]	
	1	250 ml	Plastic	N/A		Nitrate	Shealy
Y	3	40 ml	Glass vial	Vendor[b]	B029301VB	VOC	Shealy
	2	250 ml	Glass-amber	N/A		SVOC	Shealy
	1	250 ml	Plastic	N/A		Tritium	GEL
	2	1 liter	Plastic	HNO_3			
						Gross Alpha	GEL
						Gross Beta	
						Isotopic U (α Spec)	
						Isotopic U (ICP-MS)	
						Total U (ICP-MS)	
						Tc-99 (liquid scint)	

Notes: [a] Ensure there is no headspace in the bottle.
[b] Glass vials for VOC collection are acidified by the vendor supplying the vials.

Retain form in area for 1 year, in Records Room - 3 years and offsite - 57 years.

© 2020 Westinghouse Electric Company LLC.
All Rights Reserved.

Westinghouse Proprietary Class 2
PRINTED COPIES ARE UNCONTROLLED

Low Flow Groundwater Sample Collection Record

WELL NO: L-30-22-26	SAMPLE ID: L-30-22-26	DATE: 12/7/20
TOTAL WELL LENGTH (feet) (A): 26	WATER TABLE DEPTH (feet) (B): 9.0	LENGTH OF WATER COLUMN (feet) (A-B):
CASING DIAMATER / MATL (inches): 0.5/Steel	WELL SCREEN INTERVAL DEPTH: 22 feet to 26 feet	CALCULATED SYSTEM VOLUME:

PURGING DATA

	TUBING DIAMETER (inches): 0.25		PURGE PUMP TYPE OR BAILER: Peristaltic Pump
INITIAL PUMP OR TUBING DEPTH IN WELL (feet): 24	FINAL PUMP OR TUBING DEPTH IN WELL (feet): 24	PURGING START TIME: 1557	PURGING END TIME: 1645	TOTAL VOLUME PURGED (gallons): 5.0

TIME (24 HR)	CUMUL. VOLUME PURGED (gallons)	PURGE RATE (gpm)	DEPTH TO WATER (feet)	ORP (mV)	pH (standard units)	TEMP. (°C)	SPEC. COND. (circle units) µmhos/cm or µS/cm	DISSOLVED OXYGEN (circle units) mg/L or % saturation	TURBIDITY (NTUs)	COLOR (describe)	ODOR (describe)
1557	0	0.10		14.74	6.44	16.20	226.20	8.91	213	gray	none
1600	0.3	0.10		-150.43	6.51	17.93	236.38	0.72	213	light gray	none
1605	0.8	0.10		-204.47	6.50	18.10	219.24	0.30	218	clear	none
1610	1.3	0.10		-219.97	6.48	18.16	206.07	0.23	207	clear	none
1611	1.4	0.10		-227.61	6.48	18.16	199.12	0.20	207	clear	none
1615	1.8	0.10		-258.85	6.48	18.30	195.96	0.13	205	clear	none
1620	2.3	0.10		-54.57	6.48	17.55	186.88	2.18	205	clear	Tubing disconnected & flushed pump & reattached
1625	2.8	0.10		-254.26	6.47	18.18	192.92	0.11	206	clear	none
1630	3.3	0.10		-253.94	6.47	18.16	190.70	0.08	209	clear	none
1635	3.8	0.10		-249.26	6.48	18.08	188.40	0.06	209	clear	none
1640	4.3	0.10		-247.79	6.48	18.06	185.13	0.05	211	clear	none
1645	5.0	0.10		-238.72	6.48	18.11	184.90	0.04	209	clear	none

WELL CAPACITY (Gallons Per Foot): **0.75"** = 0.02; **1"** = 0.04; **1.25"** = 0.06; **2"** = 0.16; **3"** = 0.37; **4"** = 0.65; **5"** = 1.02; **6"** = 1.47; **12"** = 5.88
TUBING INSIDE DIA. CAPACITY (Gal./Ft.): **1/8"** = 0.0006; **3/16"** = 0.0014; **1/4"** = 0.0026; **5/16"** = 0.004; **3/8"** = 0.006; **1/2"** = 0.010; **5/8"** = 0.016

PURGING EQUIPMENT CODES: **B** = Bailer; **BP** = Bladder Pump; **ESP** = Electric Submersible Pump; **PP** = Peristaltic Pump; **O** = Other (Specify)

*Parent Procedure, other procedures may reference this form in ETAPS. * Procedure # ROP-06-007

Electronically approved records are authenticated in the electronic document management system.
Information included in this material is proprietary and confidential and cannot be disclosed or used for any reason beyond the intended purpose without the prior written consent of Westinghouse Electric Company LLC.
© 2020 Westinghouse Electric Company LLC. All Rights Reserved.

Westinghouse Proprietary Class 2
PRINTED COPIES ARE UNCONTROLLED

SAMPLING DATA

WELL No: L-30-22-26	SAMPLED BY (PRINT) / AFFILIATION: Chuck Suddeth		
SAMPLER(S) SIGNATURE(S): Charles K Suddeth		SAMPLING START TIME: 1557	SAMPLING END TIME: 1645
TUBING MATERIAL CODE: HDPE	PUMP OR TUBING DEPTH IN WELL (feet): 24		DUPLICATE: Y (N)
FIELD DECONTAMINATION: PUMP Y (N)	TUBING Y ~~N~~ (replaced)		SAMPLE COLLECTION METHOD: Peristaltic Pump

FIELD EQUIPMENT USED:	FIELD EQUIPMENT USED:	REMARKS:
MAKE:	MAKE:	
MODEL:	MODEL:	
SERIAL NO:	SERIAL NO:	

MATERIAL CODES: **AG** = Amber Glass; **CG** = Clear Glass; **HDPE** = High Density Polyethylene; **LDPE** = Low Density Polyethylene; **PP** = Polypropylene; **S** = Silicone; **T** = Teflon; **O** = Other (Specify)

NOTES:
1. STABILIZATION CRITERIA FOR RANGE OF VARIATION OF LAST THREE CONSECUTIVE READINGS:
   pH: + 1.0 units **Temperature**: + 3% **Specific Conductance**: + 3% **Dissolved Oxygen**: optionally, + 0.2 mg/L or + 10% (whichever is greater) **ORP**: + 10 mV
   Turbidity: all readings < 20 NTU; optionally + 5 NTU or + 10% (whichever is greater)

SAMPLED? Y OR N	# of bottles	Size	Material	Preservative	Preservative Lot Number	Analysis	Preferred Lab
	1	250 ml	Plastic	H_2SO_4		Ammonia	WEC Chem Lab
	1	250 ml	Plastic	N/A		Conductivity[a]	WEC Chem Lab
						Fluoride[a]	
	1	250 ml	Plastic	N/A		Nitrate	Shealy
Y	3	40 50 ml	Glass vial	Vendor[b]	B029301 VB	VOC	Shealy
	2	250 ml	Glass-amber	N/A		SVOC	Shealy
	1	250 ml	Plastic	N/A		Tritium	GEL
	2	1 liter	Plastic	HNO_3			
						Gross Alpha	GEL
						Gross Beta	
						Isotopic U (α Spec)	
						Isotopic U (ICP-MS)	
						Total U (ICP-MS)	
						Tc-99 (liquid scint)	

Notes: [a] Ensure there is no headspace in the bottle.
[b] Glass vials for VOC collection are acidified by the vendor supplying the vials.

Retain form in area for 1 year, in Records Room - 3 years and offsite - 57 years.

© 2020 Westinghouse Electric Company LLC.
All Rights Reserved.

Westinghouse Proprietary Class 2
PRINTED COPIES ARE UNCONTROLLED

Low Flow Groundwater Sample Collection Record

29

WELL NO: L-30-29-34	SAMPLE ID: L-30-~~29~~-34	DATE: 12/9/20
TOTAL WELL LENGTH (feet) (A): 35	WATER TABLE DEPTH (feet) (B): 6.11 TOC	LENGTH OF WATER COLUMN (feet) (A-B):
CASING DIAMATER / MATL (inches): 1.0/PVC	WELL SCREEN INTERVAL DEPTH: 29 feet to 34 feet	CALCULATED SYSTEM VOLUME:

PURGING DATA

	TUBING DIAMETER (inches): 0.25		PURGE PUMP TYPE OR BAILER: Peristaltic Pump
INITIAL PUMP OR TUBING DEPTH IN WELL (feet): 31	FINAL PUMP OR TUBING DEPTH IN WELL (feet): 31	PURGING START TIME: 1652	PURGING END TIME: 1726	TOTAL VOLUME PURGED (gallons): 3.5

TIME (24 HR)	CUMUL. VOLUME PURGED (gallons)	PURGE RATE (gpm)	DEPTH TO WATER (feet)	ORP (mV)	pH (standard units)	TEMP. (°C)	SPEC. COND. (circle units) µmhos/cm or µS/cm	DISSOLVED OXYGEN (circle units) mg/L or % saturation	TURBIDITY (NTUs)	COLOR (describe)	ODOR (describe)
1652	0	0.11		558.01	7.36	15.13	267.76	9.41	361	gray	none
1655	0.33	0.11		-416.18	7.08	17.89	312.15	1.91	4,643	gray	none
1703	1.21	0.11		-54.84	7.06	15.49	328.52	7.77	408	gray	none
1708	1.76	0.11		-497.72	7.05	17.23	233.08	0.18	2,585	gray	none
1711	2.09	0.11		-466.19	7.07	17.46	224.85	0.18	1,349	gray	none
1715	2.53	0.11		-443.73	7.08	17.38	221.72	0.19	941	gray	none
1720	3.08	0.11		-462.38	7.10	17.34	216.39	0.16	617	light gray	none
1725	3.63	0.11		-378.07	7.10	17.22	212.21	0.15	414	" "	none

WELL CAPACITY (Gallons Per Foot): **0.75"** = 0.02; **1"** = 0.04; **1.25"** = 0.06; **2"** = 0.16; **3"** = 0.37; **4"** = 0.65; **5"** = 1.02; **6"** = 1.47; **12"** = 5.88
TUBING INSIDE DIA. CAPACITY (Gal./Ft.): **1/8"** = 0.0006; **3/16"** = 0.0014; **1/4"** = 0.0026; **5/16"** = 0.004; **3/8"** = 0.006; **1/2"** = 0.010; **5/8"** = 0.016

PURGING EQUIPMENT CODES: **B** = Bailer; **BP** = Bladder Pump; **ESP** = Electric Submersible Pump; **PP** = Peristaltic Pump; **O** = Other (Specify)

*Parent Procedure, other procedures may reference this form in ETAPS. * Procedure # ROP-06-007

Electronically approved records are authenticated in the electronic document management system.

Information included in this material is proprietary and confidential and cannot be disclosed or used for any reason beyond the intended purpose without the prior written consent of Westinghouse Electric Company LLC.

© 2020 Westinghouse Electric Company LLC.
All Rights Reserved.

Westinghouse Proprietary Class 2
PRINTED COPIES ARE UNCONTROLLED

SAMPLING DATA

ELL No: L-30-29-34	SAMPLED BY (PRINT) / AFFILIATION: Chuck Suddeth / AECOM	
SAMPLER(S) SIGNATURE(S): Charles K Suddeth	SAMPLING START TIME: 1652	SAMPLING END TIME: 1726
TUBING MATERIAL CODE: HDPE	PUMP OR TUBING DEPTH IN WELL (feet): 31	DUPLICATE: Y (N)
FIELD DECONTAMINATION: PUMP Y (N) TUBING Y (N)(replaced)	SAMPLE COLLECTION METHOD: Peristaltic Pump	

FIELD EQUIPMENT USED:	FIELD EQUIPMENT USED:	REMARKS:
MAKE:	MAKE:	
MODEL:	MODEL:	
SERIAL NO:	SERIAL NO:	

MATERIAL CODES: **AG** = Amber Glass; **CG** = Clear Glass; **HDPE** = High Density Polyethylene; **LDPE** = Low Density Polyethylene; **PP** = Polypropylene; **S** = Silicone; **T** = Teflon; **O** = Other (Specify)

NOTES:
1. **STABILIZATION CRITERIA FOR RANGE OF VARIATION OF LAST THREE CONSECUTIVE READINGS:**
   pH: + 1.0 units **Temperature**: + 3% **Specific Conductance**: + 3% **Dissolved Oxygen**: optionally, + 0.2 mg/L or + 10% (whichever is greater) **ORP**: + 10 mV
   Turbidity: all readings < 20 NTU; optionally + 5 NTU or + 10% (whichever is greater)

SAMPLED? Y OR N	# of bottles	Size	Material	Preservative	Preservative Lot Number	Analysis	Preferred Lab
	1	250 ml	Plastic	H_2SO_4		Ammonia	WEC Chem Lab
	1	250 ml	Plastic	N/A		Conductivity[a]	WEC Chem Lab
						Fluoride[a]	
	1	250 ml	Plastic	N/A		Nitrate	Shealy
Y	3	40 ml	Glass vial	Vendor[b]	B029301VB	VOC	Shealy
	2	250 ml	Glass-amber	N/A		SVOC	Shealy
	1	250 ml	Plastic	N/A		Tritium	GEL
	2	1 liter	Plastic	HNO_3			
						Gross Alpha	GEL
						Gross Beta	
						Isotopic U (α Spec)	
						Isotopic U (ICP-MS)	
						Total U (ICP-MS)	
						Tc-99 (liquid scint)	

Notes: [a] Ensure there is no headspace in the bottle.
[b] Glass vials for VOC collection are acidified by the vendor supplying the vials.

Retain form in area for 1 year, in Records Room - 3 years and offsite - 57 years.

© 2020 Westinghouse Electric Company LLC.
All Rights Reserved.

Westinghouse Proprietary Class 2
PRINTED COPIES ARE UNCONTROLLED

Low Flow Groundwater Sample Collection Record

WELL NO: L-31-13-17	SAMPLE ID: L-31-13-17	DATE: 12/3/20
TOTAL WELL LENGTH (feet) (A): 17	WATER TABLE DEPTH (feet) (B): 10	LENGTH OF WATER COLUMN (feet) (A-B):
CASING DIAMATER / MATL (inches): 0.5/Steel	WELL SCREEN INTERVAL DEPTH: 13 feet to 17 feet	CALCULATED SYSTEM VOLUME:

PURGING DATA

	TUBING DIAMETER (inches): 0.25		PURGE PUMP TYPE OR BAILER: Peristaltic Pump
INITIAL PUMP OR TUBING DEPTH IN WELL (feet): 15	FINAL PUMP OR TUBING DEPTH IN WELL (feet): 15	PURGING START TIME: 1321	PURGING END TIME: 1357	TOTAL VOLUME PURGED (gallons): 2.5

TIME (24 HR)	CUMUL. VOLUME PURGED (gallons)	PURGE RATE (gpm)	DEPTH TO WATER (feet)	ORP (mV)	pH (standard units)	TEMP. (°C)	SPEC. COND. (circle units) µmhos/cm or µS/cm	DISSOLVED OXYGEN (circle units) mg/L or % saturation	TURBIDITY (NTUs)	COLOR (describe)	ODOR (describe)
1321	0	0.07		296	6.51	18.15	200.68	2.87	568	dark gray	none
1325	0.28	0.07		-103.33	6.51	18.85	210.31	0.25	3,222	" "	none
1330	0.63	0.07		-114.40	6.44	19.11	209.36	0.32	1,871	light gray	none
1335	0.98	0.07		-112.46	6.43	19.07	208.75	0.36	749	clear	none
1340	1.33	0.07		-114.20	6.42	19.18	208.40	0.28	536 ~~379~~	clear	none
1345	1.68	0.07		-115.54	6.41	19.21	208.32	0.21	373	clear	none
1350	2.03	0.07		-115.97	6.42	19.16	208.11	0.19	307	clear	none
1355	2.5	0.07		-121.04	6.41	19.21	208.07	0.13	205	clear	none

WELL CAPACITY (Gallons Per Foot): **0.75"** = 0.02; **1"** = 0.04; **1.25"** = 0.06; **2"** = 0.16; **3"** = 0.37; **4"** = 0.65; **5"** = 1.02; **6"** = 1.47; **12"** = 5.88
TUBING INSIDE DIA. CAPACITY (Gal./Ft.): **1/8"** = 0.0006; **3/16"** = 0.0014; **1/4"** = 0.0026; **5/16"** = 0.004; **3/8"** = 0.006; **1/2"** = 0.010; **5/8"** = 0.016

PURGING EQUIPMENT CODES: **B** = Bailer; **BP** = Bladder Pump; **ESP** = Electric Submersible Pump; **PP** = Peristaltic Pump; **O** = Other (Specify)

*Parent Procedure, other procedures may reference this form in ETAPS. * Procedure # ROP-06-007

Electronically approved records are authenticated in the electronic document management system.

Information included in this material is proprietary and confidential and cannot be disclosed or used for any reason beyond the intended purpose without the prior written consent of Westinghouse Electric Company LLC.

© 2020 Westinghouse Electric Company LLC. All Rights Reserved.

Westinghouse Proprietary Class 2
PRINTED COPIES ARE UNCONTROLLED

SAMPLING DATA

WELL No: L-31-13-17	SAMPLED BY (PRINT) / AFFILIATION: Chuck Suddeth / AECOM		
SAMPLER(S) SIGNATURE(S): Charles K Suddeth		SAMPLING START TIME: 1321	SAMPLING END TIME: 1357
TUBING MATERIAL CODE: HDPE	PUMP OR TUBING DEPTH IN WELL (feet): 15	DUPLICATE: Y (N)	
FIELD DECONTAMINATION: PUMP Y (N)	TUBING Y N (replaced)	SAMPLE COLLECTION METHOD: Peristaltic Pump	

FIELD EQUIPMENT USED:	FIELD EQUIPMENT USED:	REMARKS:
MAKE:	MAKE:	
MODEL:	MODEL:	
SERIAL NO:	SERIAL NO:	

MATERIAL CODES: **AG** = Amber Glass; **CG** = Clear Glass; **HDPE** = High Density Polyethylene; **LDPE** = Low Density Polyethylene; **PP** = Polypropylene; **S** = Silicone; **T** = Teflon; **O** = Other (Specify)

NOTES:
1. STABILIZATION CRITERIA FOR RANGE OF VARIATION OF LAST THREE CONSECUTIVE READINGS:
   pH: + 1.0 units **Temperature**: + 3% **Specific Conductance**: + 3% **Dissolved Oxygen**: optionally, + 0.2 mg/L or + 10% (whichever is greater) **ORP**: + 10 mV
   Turbidity: all readings < 20 NTU; optionally + 5 NTU or + 10% (whichever is greater)

SAMPLED? Y OR N	# of bottles	Size	Material	Preservative	Preservative Lot Number	Analysis	Preferred Lab
	1	250 ml	Plastic	H_2SO_4		Ammonia	WEC Chem Lab
	1	250 ml	Plastic	N/A		Conductivity[a]	WEC Chem Lab
						Fluoride[a]	
	1	250 ml	Plastic	N/A		Nitrate	Shealy
Y	3	40~~50~~ ml	Glass vial	Vendor[b]	B029301VB	VOC	Shealy
	2	250 ml	Glass-amber	N/A		SVOC	Shealy
	1	250 ml	Plastic	N/A		Tritium	GEL
	2	1 liter	Plastic	HNO_3			
						Gross Alpha	GEL
						Gross Beta	
						Isotopic U (α Spec)	
						Isotopic U (ICP-MS)	
						Total U (ICP-MS)	
						Tc-99 (liquid scint)	

Notes: [a] Ensure there is no headspace in the bottle.
[b] Glass vials for VOC collection are acidified by the vendor supplying the vials.

Retain form in area for 1 year, in Records Room - 3 years and offsite - 57 years.

© 2020 Westinghouse Electric Company LLC.
All Rights Reserved.

Westinghouse Proprietary Class 2
PRINTED COPIES ARE UNCONTROLLED

Low Flow Groundwater Sample Collection Record

WELL NO: L-31-22-26	SAMPLE ID: L-31-22-26	DATE: 12/3/20
TOTAL WELL LENGTH (feet) (A): 26	WATER TABLE DEPTH (feet) (B): 10	LENGTH OF WATER COLUMN (feet) (A-B):
CASING DIAMATER / MATL (inches): 0.5/Steel	WELL SCREEN INTERVAL DEPTH: 22 feet to 26 feet	CALCULATED SYSTEM VOLUME:

PURGING DATA

	TUBING DIAMETER (inches): 0.25		PURGE PUMP TYPE OR BAILER: Peristaltic Pump
INITIAL PUMP OR TUBING DEPTH IN WELL (feet): 24	FINAL PUMP OR TUBING DEPTH IN WELL (feet): 24	PURGING START TIME: 1506	PURGING END TIME: 1552	TOTAL VOLUME PURGED (gallons): 4.0

TIME (24 HR)	CUMUL. VOLUME PURGED (gallons)	PURGE RATE (gpm)	DEPTH TO WATER (feet)	ORP (mV)	pH (standard units)	TEMP. (°C)	SPEC. COND. (circle units) µmhos/cm or µS/cm	DISSOLVED OXYGEN (circle units) mg/L or % saturation	TURBIDITY (NTUs)	COLOR (describe)	ODOR (describe)
1506	0			-156.65	6.66	17.34	183.03	0.03	4,304	gray	
1510				-167.68	6.59	16.66	195.80	0.12	3,189	gray	
1515				-213.33	6.42	17.62	181.66	0.12	2,239	gray	
1520				-205.85	6.35	17.44	172.81	0.09	1,874	light Gray	
1525				-192.72	6.31	17.49	163.16	0.09	638	clear	
1530				-177.81	6.27	17.73	160.17	0.11	308	clear	
1535				-168.14	6.27	17.51	158.11	0.11	232	clear	
1540				-160.73	6.27	17.53	157.07	0.16	176	clear	
1545				-156.47	6.26	17.68	155.96	0.18	160	clear	
1550				-149.84	6.26	17.48	155.02	0.09	130	clear	

WELL CAPACITY (Gallons Per Foot): **0.75"** = 0.02; **1"** = 0.04; **1.25"** = 0.06; **2"** = 0.16; **3"** = 0.37; **4"** = 0.65; **5"** = 1.02; **6"** = 1.47; **12"** = 5.88
TUBING INSIDE DIA. CAPACITY (Gal./Ft.): **1/8"** = 0.0006; **3/16"** = 0.0014; **1/4"** = 0.0026; **5/16"** = 0.004; **3/8"** = 0.006; **1/2"** = 0.010; **5/8"** = 0.016

PURGING EQUIPMENT CODES: **B** = Bailer; **BP** = Bladder Pump; **ESP** = Electric Submersible Pump; **PP** = Peristaltic Pump; **O** = Other (Specify)

*Parent Procedure, other procedures may reference this form in ETAPS. * Procedure # ROP-06-007

Electronically approved records are authenticated in the electronic document management system.

Information included in this material is proprietary and confidential and cannot be disclosed or used for any reason beyond the intended purpose without the prior written consent of Westinghouse Electric Company LLC.

© 2020 Westinghouse Electric Company LLC. All Rights Reserved.

Westinghouse Proprietary Class 2
PRINTED COPIES ARE UNCONTROLLED

SAMPLING DATA

WELL No: L-31-22-26	SAMPLED BY (PRINT) / AFFILIATION: Chuck Suddeth / AECOM		
SAMPLER(S) SIGNATURE(S): Charles K Suddeth		SAMPLING START TIME: 1506	SAMPLING END TIME: 1552
TUBING MATERIAL CODE: HDPE	PUMP OR TUBING DEPTH IN WELL (feet): 24	DUPLICATE: Y (N)	
FIELD DECONTAMINATION: PUMP Y (N)	TUBING Y (N) (replaced)	SAMPLE COLLECTION METHOD: Peristaltic Pump	

FIELD EQUIPMENT USED:	FIELD EQUIPMENT USED:	REMARKS:
MAKE:	MAKE:	
MODEL:	MODEL:	
SERIAL NO:	SERIAL NO:	

MATERIAL CODES: **AG** = Amber Glass; **CG** = Clear Glass; **HDPE** = High Density Polyethylene; **LDPE** = Low Density Polyethylene; **PP** = Polypropylene; **S** = Silicone; **T** = Teflon; **O** = Other (Specify)

NOTES:
1. STABILIZATION CRITERIA FOR RANGE OF VARIATION OF LAST THREE CONSECUTIVE READINGS:
   pH: + 1.0 units **Temperature**: + 3% **Specific Conductance**: + 3% **Dissolved Oxygen**: optionally, + 0.2 mg/L or + 10% (whichever is greater) **ORP**: + 10 mV
   Turbidity: all readings < 20 NTU; optionally + 5 NTU or + 10% (whichever is greater)

SAMPLED? Y OR N	# of bottles	Size	Material	Preservative	Preservative Lot Number	Analysis	Preferred Lab
	1	250 ml	Plastic	H_2SO_4		Ammonia	WEC Chem Lab
	1	250 ml	Plastic	N/A		Conductivity[a]	WEC Chem Lab
						Fluoride[a]	
	1	250 ml	Plastic	N/A		Nitrate	Shealy
Y	3	40 ml	Glass vial	Vendor[b]	B029301 VB	VOC	Shealy
	2	250 ml	Glass-amber	N/A		SVOC	Shealy
	1	250 ml	Plastic	N/A		Tritium	GEL
	2	1 liter	Plastic	HNO_3			
						Gross Alpha	GEL
						Gross Beta	
						Isotopic U (α Spec)	
						Isotopic U (ICP-MS)	
						Total U (ICP-MS)	
						Tc-99 (liquid scint)	

Notes: [a] Ensure there is no headspace in the bottle.
[b] Glass vials for VOC collection are acidified by the vendor supplying the vials.

Retain form in area for 1 year, in Records Room - 3 years and offsite - 57 years.

© 2020 Westinghouse Electric Company LLC.
All Rights Reserved.

Westinghouse Proprietary Class 2
PRINTED COPIES ARE UNCONTROLLED

Low Flow Groundwater Sample Collection Record

WELL NO: L-31-30-34	SAMPLE ID: L-31-30-34	DATE: 12/4/20
TOTAL WELL LENGTH (feet) (A): 34	WATER TABLE DEPTH (feet) (B): 10	LENGTH OF WATER COLUMN (feet) (A-B):
CASING DIAMATER / MATL (inches): 0.5/Steel	WELL SCREEN INTERVAL DEPTH: 30 feet to 34 feet	CALCULATED SYSTEM VOLUME:

PURGING DATA

	TUBING DIAMETER (inches): 0.25		PURGE PUMP TYPE OR BAILER: Peristaltic Pump
INITIAL PUMP OR TUBING DEPTH IN WELL (feet): 32	FINAL PUMP OR TUBING DEPTH IN WELL (feet): 32	PURGING START TIME: 0844	PURGING END TIME: 0932	TOTAL VOLUME PURGED (gallons): 4.0

TIME (24 HR)	CUMUL. VOLUME PURGED (gallons)	PURGE RATE (gpm)	DEPTH TO WATER (feet)	ORP (mV)	pH (standard units)	TEMP. (°C)	SPEC. COND. (circle units) µmhos/cm or µS/cm	DISSOLVED OXYGEN (circle units) mg/L or % saturation	TURBIDITY (NTUs)	COLOR (describe)	ODOR (describe)
0844	0	0.09		48.70	6.94	11.03	227.11	10.07	898	gray	None
0850	0.54	0.09		-28.99	6.28	16.28	120.59	0.35	5,427	light gray	None
0855	0.99	0.09		-56.51	6.24	17.36	116.68	0.11	595	light gray	None
0900	1.44	0.09		-74.20	6.32	17.41	112.72	0.13	129	clear	None
0905	1.89	0.09		-85.43	6.34	17.33	109.55	0.12	126	clear	None
0910	2.34	0.09		-92.69	6.31	17.53	113.26	0.09	126	clear	None
0915	2.79	0.09		-99.99	6.32	17.56	111.93	0.09	127	clear	None
0920											
0925	3.69	0.09		-111.66	6.33	17.64	150.87	0.08	131	clear	None
0930	4.14	0.09		-117.57	6.33	17.62	112.21	0.07	133	clear	None

WELL CAPACITY (Gallons Per Foot): **0.75"** = 0.02; **1"** = 0.04; **1.25"** = 0.06; **2"** = 0.16; **3"** = 0.37; **4"** = 0.65; **5"** = 1.02; **6"** = 1.47; **12"** = 5.88
TUBING INSIDE DIA. CAPACITY (Gal./Ft.): **1/8"** = 0.0006; **3/16"** = 0.0014; **1/4"** = 0.0026; **5/16"** = 0.004; **3/8"** = 0.006; **1/2"** = 0.010; **5/8"** = 0.016

PURGING EQUIPMENT CODES: **B** = Bailer; **BP** = Bladder Pump; **ESP** = Electric Submersible Pump; **PP** = Peristaltic Pump; **O** = Other (Specify)

*Parent Procedure, other procedures may reference this form in ETAPS. * Procedure # ROP-06-007

Electronically approved records are authenticated in the electronic document management system.

Information included in this material is proprietary and confidential and cannot be disclosed or used for any reason beyond the intended purpose without the prior written consent of Westinghouse Electric Company LLC.

© 2020 Westinghouse Electric Company LLC. All Rights Reserved.

Westinghouse Proprietary Class 2
PRINTED COPIES ARE UNCONTROLLED

SAMPLING DATA

WELL No: L-31-30-34	SAMPLED BY (PRINT) / AFFILIATION: Chuck Suddeth / AECOM		
SAMPLER(S) SIGNATURE(S): Charles K Suddeth		SAMPLING START TIME: 0844	SAMPLING END TIME: 0932
TUBING MATERIAL CODE: HDPE	PUMP OR TUBING DEPTH IN WELL (feet): 32	DUPLICATE: Y (N)	
FIELD DECONTAMINATION: PUMP Y (N)	TUBING Y N (replaced)	SAMPLE COLLECTION METHOD: Peristaltic Pump	

FIELD EQUIPMENT USED:	FIELD EQUIPMENT USED:	REMARKS:
MAKE:	MAKE:	
MODEL:	MODEL:	
SERIAL NO:	SERIAL NO:	

MATERIAL CODES: **AG** = Amber Glass; **CG** = Clear Glass; **HDPE** = High Density Polyethylene; **LDPE** = Low Density Polyethylene; **PP** = Polypropylene; **S** = Silicone; **T** = Teflon; **O** = Other (Specify)

NOTES:
1. STABILIZATION CRITERIA FOR RANGE OF VARIATION OF LAST THREE CONSECUTIVE READINGS:
   pH: + 1.0 units **Temperature**: + 3% **Specific Conductance**: + 3% **Dissolved Oxygen**: optionally, + 0.2 mg/L or + 10% (whichever is greater) **ORP**: + 10 mV
   Turbidity: all readings < 20 NTU; optionally + 5 NTU or + 10% (whichever is greater)

SAMPLED? Y OR N	# of bottles	Size	Material	Preservative	Preservative Lot Number	Analysis	Preferred Lab
	1	250 ml	Plastic	H_2SO_4		Ammonia	WEC Chem Lab
	1	250 ml	Plastic	N/A		Conductivity[a]	WEC Chem Lab
						Fluoride[a]	
	1	250 ml	Plastic	N/A		Nitrate	Shealy
Y	3	40~~50~~ ml	Glass vial	Vendor[b]	B029301 VB	VOC	Shealy
	2	250 ml	Glass-amber	N/A		SVOC	Shealy
	1	250 ml	Plastic	N/A		Tritium	GEL
	2	1 liter	Plastic	HNO_3			
						Gross Alpha	GEL
						Gross Beta	
						Isotopic U (α Spec)	
						Isotopic U (ICP-MS)	
						Total U (ICP-MS)	
						Tc-99 (liquid scint)	

Notes: [a] Ensure there is no headspace in the bottle.
[b] Glass vials for VOC collection are acidified by the vendor supplying the vials.

Retain form in area for 1 year, in Records Room - 3 years and offsite - 57 years.

© 2020 Westinghouse Electric Company LLC.
All Rights Reserved.

Westinghouse Proprietary Class 2
PRINTED COPIES ARE UNCONTROLLED

Low Flow Groundwater Sample Collection Record

WELL NO: L-32-8-12	SAMPLE ID: L-32-8-12	DATE: 12/2/20
TOTAL WELL LENGTH (feet) (A): ~~20~~ 12	WATER TABLE DEPTH (feet) (B): 9.0	LENGTH OF WATER COLUMN (feet) (A-B): 3
CASING DIAMATER / MATL (inches): 0.5/Steel	WELL SCREEN INTERVAL DEPTH: 8 feet to 12 feet	CALCULATED SYSTEM VOLUME:

PURGING DATA

	TUBING DIAMETER (inches): 0.25		PURGE PUMP TYPE OR BAILER: Peristaltic Pump
INITIAL PUMP OR TUBING DEPTH IN WELL (feet): 12	FINAL PUMP OR TUBING DEPTH IN WELL (feet): 12	PURGING START TIME: 1434	PURGING END TIME: 1508	TOTAL VOLUME PURGED (gallons): 3.25

TIME (24 HR)	CUMUL. VOLUME PURGED (gallons)	PURGE RATE (gpm)	DEPTH TO WATER (feet)	ORP (mV)	pH (standard units)	TEMP. (°C)	SPEC. COND. (circle units) µmhos/cm or µS/cm	DISSOLVED OXYGEN (circle units) mg/L or % saturation	TURBIDITY (NTUs)	COLOR (describe)	ODOR (describe)
1434	0	0.10		77.65	6.63	15.03	187.99	7.47	4,450	brown	none
1440	0.6	0.10		28.71	5.85	19.13	110.94	0.22	623	clear	none
1445	1.1	0.10		27.59	5.75	19.16	100.40	0.15	65.9	clear	none
1450	1.6	0.10		29.88	5.71	19.30	96.67	0.15	178	clear	none
1458	2.4	0.10		34.29	5.67	19.21	93.86	0.12	37.2	clear	none
1505	3.25	0.10		35.75	5.62	19.15	92.09	0.10	34.6	clear	none
~~1508~~ 1508 Collect Sample											

WELL CAPACITY (Gallons Per Foot): **0.75"** = 0.02; **1"** = 0.04; **1.25"** = 0.06; **2"** = 0.16; **3"** = 0.37; **4"** = 0.65; **5"** = 1.02; **6"** = 1.47; **12"** = 5.88
TUBING INSIDE DIA. CAPACITY (Gal./Ft.): **1/8"** = 0.0006; **3/16"** = 0.0014; **1/4"** = 0.0026; **5/16"** = 0.004; **3/8"** = 0.006; **1/2"** = 0.010; **5/8"** = 0.016

PURGING EQUIPMENT CODES: **B** = Bailer; **BP** = Bladder Pump; **ESP** = Electric Submersible Pump; **PP** = Peristaltic Pump; **O** = Other (Specify)

BP

*Parent Procedure, other procedures may reference this form in ETAPS. * Procedure # ROP-06-007

Electronically approved records are authenticated in the electronic document management system.

Information included in this material is proprietary and confidential and cannot be disclosed or used for any reason beyond the intended purpose without the prior written consent of Westinghouse Electric Company LLC.

© 2020 Westinghouse Electric Company LLC.
All Rights Reserved.

Westinghouse Proprietary Class 2
PRINTED COPIES ARE UNCONTROLLED

SAMPLING DATA

WELL No:	SAMPLED BY (PRINT) / AFFILIATION:		
L-32-8-12	Chuck Suddeth / AECOM		
SAMPLER(S) SIGNATURE(S): Charles K Suddeth		SAMPLING START TIME: 1434	SAMPLING END TIME: 1508
TUBING MATERIAL CODE: HDPE	PUMP OR TUBING DEPTH IN WELL (feet): 12		DUPLICATE: Y (N)
FIELD DECONTAMINATION: PUMP Y (N)	TUBING Y N (replaced)		SAMPLE COLLECTION METHOD: Peristaltic Pump

FIELD EQUIPMENT USED:	FIELD EQUIPMENT USED:	REMARKS:
MAKE:	MAKE:	
MODEL:	MODEL:	
SERIAL NO:	SERIAL NO:	

MATERIAL CODES: **AG** = Amber Glass; **CG** = Clear Glass; **HDPE** = High Density Polyethylene; **LDPE** = Low Density Polyethylene; **PP** = Polypropylene; **S** = Silicone; **T** = Teflon; **O** = Other (Specify)

NOTES:
1. STABILIZATION CRITERIA FOR RANGE OF VARIATION OF LAST THREE CONSECUTIVE READINGS:
   pH: + 1.0 units **Temperature**: + 3% **Specific Conductance**: + 3% **Dissolved Oxygen**: optionally, + 0.2 mg/L or + 10% (whichever is greater) **ORP**: + 10 mV
   Turbidity: all readings < 20 NTU; optionally + 5 NTU or + 10% (whichever is greater)

SAMPLED? Y OR N	# of bottles	Size	Material	Preservative	Preservative Lot Number	Analysis	Preferred Lab
	1	250 ml	Plastic	H_2SO_4		Ammonia	WEC Chem Lab
	1	250 ml	Plastic	N/A		Conductivity[a]	WEC Chem Lab
						Fluoride[a]	
	1	250 ml	Plastic	N/A		Nitrate	Shealy
Y	3	40~~50~~ ml	Glass vial	Vendor[b]	B029301VB	VOC	Shealy
	2	250 ml	Glass-amber	N/A		SVOC	Shealy
	1	250 ml	Plastic	N/A		Tritium	GEL
	2	1 liter	Plastic	HNO_3			
						Gross Alpha	GEL
						Gross Beta	
						Isotopic U (α Spec)	
						Isotopic U (ICP-MS)	
						Total U (ICP-MS)	
						Tc-99 (liquid scint)	

Notes: [a] Ensure there is no headspace in the bottle.
[b] Glass vials for VOC collection are acidified by the vendor supplying the vials.

Retain form in area for 1 year, in Records Room - 3 years and offsite - 57 years.

© 2020 Westinghouse Electric Company LLC.
All Rights Reserved.

Westinghouse Proprietary Class 2
PRINTED COPIES ARE UNCONTROLLED

Low Flow Groundwater Sample Collection Record

WELL NO: L-32-19-23	SAMPLE ID: L-32-19-23	DATE: 12/2/20
TOTAL WELL LENGTH (feet) (A): 23	WATER TABLE DEPTH (feet) (B): 6	LENGTH OF WATER COLUMN (feet) (A-B): 17
CASING DIAMATER / MATL (inches): 0.5/Steel	WELL SCREEN INTERVAL DEPTH: 19 feet to 23 feet	CALCULATED SYSTEM VOLUME:

PURGING DATA

	TUBING DIAMETER (inches): 0.25		PURGE PUMP TYPE OR BAILER: Peristaltic Pump
INITIAL PUMP OR TUBING DEPTH IN WELL (feet): 21	FINAL PUMP OR TUBING DEPTH IN WELL (feet): 21	PURGING START TIME: 1626	PURGING END TIME: 1658	TOTAL VOLUME PURGED (gallons):

TIME (24 HR)	CUMUL. VOLUME PURGED (gallons)	PURGE RATE (gpm)	DEPTH TO WATER (feet)	ORP (mV)	pH (standard units)	TEMP. (°C)	SPEC. COND. (circle units) µmhos/cm or µS/cm	DISSOLVED OXYGEN (circle units) mg/L or % saturation	TURBIDITY (NTUs)	COLOR (describe)	ODOR (describe)
1626	0	0.10		77.13	6.36	12.97	223.60	6.39	6464	gray	none
1630	0.4	0.10		-12.90	6.26	17.53	178.53	0.19	5,338	gray	none
1635	0.9	0.10		-51.63	6.23	17.97	170.70	0.09	3,645	light gray	none
1640	1.4	0.10		-69.87	6.21	17.98	167.28	0.06	2,738	light gray	none
1645	1.9	0.10		-79.24	6.21	18.00	166.89	0.05	2,844	light gray	none
1650	2.4	0.10		-83.76	6.19	18.05	165.68	0.04	2,681	light gray	none
1655	2.9	0.10		-87.09	6.19	18.08	164.23	0.03	2,265	light gray	none

WELL CAPACITY (Gallons Per Foot): **0.75"** = 0.02; **1"** = 0.04; **1.25"** = 0.06; **2"** = 0.16; **3"** = 0.37; **4"** = 0.65; **5"** = 1.02; **6"** = 1.47; **12"** = 5.88
TUBING INSIDE DIA. CAPACITY (Gal./Ft.): **1/8"** = 0.0006; **3/16"** = 0.0014; **1/4"** = 0.0026; **5/16"** = 0.004; **3/8"** = 0.006; **1/2"** = 0.010; **5/8"** = 0.016

PURGING EQUIPMENT CODES: **B** = Bailer; **BP** = Bladder Pump; **ESP** = Electric Submersible Pump; **PP** = Peristaltic Pump; **O** = Other (Specify)

*Parent Procedure, other procedures may reference this form in ETAPS. *** Procedure #** ROP-06-007

Electronically approved records are authenticated in the electronic document management system.

Information included in this material is proprietary and confidential and cannot be disclosed or used for any reason beyond the intended purpose without the prior written consent of Westinghouse Electric Company LLC.

© 2020 Westinghouse Electric Company LLC. All Rights Reserved.

Westinghouse Proprietary Class 2
PRINTED COPIES ARE UNCONTROLLED

SAMPLING DATA

WELL No:	SAMPLED BY (PRINT) / AFFILIATION:		
L-32-19-23	Chuck Suddeth / AECOM		
SAMPLER(S) SIGNATURE(S): Charles K Suddeth		SAMPLING START TIME: 1626	SAMPLING END TIME: 1658
TUBING MATERIAL CODE: HDPE	PUMP OR TUBING DEPTH IN WELL (feet): 21	DUPLICATE: Y (N)	
FIELD DECONTAMINATION: PUMP Y (N)	TUBING Y (N (replaced))	SAMPLE COLLECTION METHOD: Peristaltic Pump	

FIELD EQUIPMENT USED:	FIELD EQUIPMENT USED:	REMARKS:
MAKE:	MAKE:	
MODEL:	MODEL:	
SERIAL NO:	SERIAL NO:	

MATERIAL CODES: **AG** = Amber Glass; **CG** = Clear Glass; **HDPE** = High Density Polyethylene; **LDPE** = Low Density Polyethylene; **PP** = Polypropylene; **S** = Silicone; **T** = Teflon; **O** = Other (Specify)

NOTES:
1. STABILIZATION CRITERIA FOR RANGE OF VARIATION OF LAST THREE CONSECUTIVE READINGS:
   pH: + 1.0 units **Temperature**: + 3% **Specific Conductance**: + 3% **Dissolved Oxygen**: optionally, + 0.2 mg/L or + 10% (whichever is greater) **ORP**: + 10 mV
   Turbidity: all readings < 20 NTU; optionally + 5 NTU or + 10% (whichever is greater)

SAMPLED? Y OR N	# of bottles	Size	Material	Preservative	Preservative Lot Number	Analysis	Preferred Lab
	1	250 ml	Plastic	H_2SO_4		Ammonia	WEC Chem Lab
	1	250 ml	Plastic	N/A		Conductivity[a]	WEC Chem Lab
						Fluoride[a]	
	1	250 ml	Plastic	N/A		Nitrate	Shealy
Y	3	40~~50~~ ml	Glass vial	Vendor[b]	B029301VB	VOC	Shealy
	2	250 ml	Glass-amber	N/A		SVOC	Shealy
	1	250 ml	Plastic	N/A		Tritium	GEL
	2	1 liter	Plastic	HNO_3			
						Gross Alpha	GEL
						Gross Beta	
						Isotopic U (α Spec)	
						Isotopic U (ICP-MS)	
						Total U (ICP-MS)	
						Tc-99 (liquid scint)	

Notes: [a] Ensure there is no headspace in the bottle.
[b] Glass vials for VOC collection are acidified by the vendor supplying the vials.

Retain form in area for 1 year, in Records Room - 3 years and offsite - 57 years.

© 2020 Westinghouse Electric Company LLC.
All Rights Reserved.

Westinghouse Proprietary Class 2
PRINTED COPIES ARE UNCONTROLLED

Low Flow Groundwater Sample Collection Record

WELL NO: L-32-31-35	SAMPLE ID: L-32-31-35	DATE: 12/7/20
TOTAL WELL LENGTH (feet) (A): 35	WATER TABLE DEPTH (feet) (B): 6	LENGTH OF WATER COLUMN (feet) (A-B):
CASING DIAMATER / MATL (inches): 0.5/Steel	WELL SCREEN INTERVAL DEPTH: 31 feet to 35 feet	CALCULATED SYSTEM VOLUME:

PURGING DATA

	TUBING DIAMETER (inches): ~~3/8"SD~~ 0.25		PURGE PUMP TYPE OR BAILER: Peristaltic Pump
INITIAL PUMP OR TUBING DEPTH IN WELL (feet): 33	FINAL PUMP OR TUBING DEPTH IN WELL (feet): 33	PURGING START TIME: 1008	PURGING END TIME: 1101	TOTAL VOLUME PURGED (gallons): 4.0

TIME (24 HR)	CUMUL. VOLUME PURGED (gallons)	PURGE RATE (gpm)	DEPTH TO WATER (feet)	ORP (mV)	pH (standard units)	TEMP. (°C)	SPEC. COND. (circle units) µmhos/cm or µS/cm	DISSOLVED OXYGEN (circle units) mg/L or % saturation	TURBIDITY (NTUs)	COLOR (describe)	ODOR (describe)
1008	0	0.08		119.59	5.81	13.20	243.46	6.54	1,880	gray	none
1014	0.48	0.08		-114.66	6.38	17.46	213.96	0.28	1,931	gray	none
1020	0.96	0.08		-144.60	6.34	17.49	203.58	0.18	1,890	gray	none
1025	1.36	0.08		-165.55	6.30	17.36	196.49	0.13	1,368	light gray	none
1030	1.76	0.08		-194.10	6.28	17.69	192.17	0.10	1,132	clear	none
1036	2.24	0.08		-240.42	6.27	17.87	189.59	0.07	899	clear	none
1040	2.56	0.08		-258.18	6.27	17.82	187.98	0.06	796	clear	none
1045	2.96	0.08		-273.47	6.27	17.80	189.77	0.06	1,072	clear	none
1050	3.36	0.08		-286.44	6.27	17.74	187.82	0.05	925	clear	none
1055	3.76	0.08		-293.89	6.26	17.81	186.22	0.05	715	clear	none
1100	4.0	0.08		-301.12	6.26	17.94	185.93	0.04	844	clear	none

WELL CAPACITY (Gallons Per Foot): **0.75"** = 0.02; **1"** = 0.04; **1.25"** = 0.06; **2"** = 0.16; **3"** = 0.37; **4"** = 0.65; **5"** = 1.02; **6"** = 1.47; **12"** = 5.88
TUBING INSIDE DIA. CAPACITY (Gal./Ft.): **1/8"** = 0.0006; **3/16"** = 0.0014; **1/4"** = 0.0026; **5/16"** = 0.004; **3/8"** = 0.006; **1/2"** = 0.010; **5/8"** = 0.016

PURGING EQUIPMENT CODES: **B** = Bailer; **BP** = Bladder Pump; **ESP** = Electric Submersible Pump; **PP** = Peristaltic Pump; **O** = Other (Specify)

*Parent Procedure, other procedures may reference this form in ETAPS. * Procedure # ROP-06-007

Electronically approved records are authenticated in the electronic document management system.

Information included in this material is proprietary and confidential and cannot be disclosed or used for any reason beyond the intended purpose without the prior written consent of Westinghouse Electric Company LLC.

220 Westinghouse Electric Company LLC. All Rights Reserved.

Westinghouse Proprietary Class 2
PRINTED COPIES ARE UNCONTROLLED

SAMPLING DATA

WELL No: L-32-31-35	SAMPLED BY (PRINT) / AFFILIATION: Chuck Sudduth / AECOM		
SAMPLER(S) SIGNATURE(S): Charles K Sudduth		SAMPLING START TIME: 1008	SAMPLING END TIME: 1101
TUBING MATERIAL CODE: HDPE	PUMP OR TUBING DEPTH IN WELL (feet): 33	DUPLICATE: Y (N)	
FIELD DECONTAMINATION: PUMP Y (N)	TUBING Y (N (replaced))	SAMPLE COLLECTION METHOD: Peristaltic Pump	

FIELD EQUIPMENT USED:	FIELD EQUIPMENT USED:	REMARKS:
MAKE:	MAKE:	
MODEL:	MODEL:	
SERIAL NO:	SERIAL NO:	

MATERIAL CODES: **AG** = Amber Glass; **CG** = Clear Glass; **HDPE** = High Density Polyethylene; **LDPE** = Low Density Polyethylene; **PP** = Polypropylene; **S** = Silicone; **T** = Teflon; **O** = Other (Specify)

NOTES:
1. **STABILIZATION CRITERIA FOR RANGE OF VARIATION OF LAST THREE CONSECUTIVE READINGS:**
   pH: + 1.0 units **Temperature**: + 3% **Specific Conductance**: + 3% **Dissolved Oxygen**: optionally, + 0.2 mg/L or + 10% (whichever is greater) **ORP**: + 10 mV
   Turbidity: all readings < 20 NTU; optionally + 5 NTU or + 10% (whichever is greater)

SAMPLED? Y OR N	# of bottles	Size	Material	Preservative	Preservative Lot Number	Analysis	Preferred Lab
	1	250 ml	Plastic	H_2SO_4		Ammonia	WEC Chem Lab
	1	250 ml	Plastic	N/A		Conductivity[a]	WEC Chem Lab
						Fluoride[a]	
	1	250 ml	Plastic	N/A		Nitrate	Shealy
Y	3	40~~50~~ ml	Glass vial	Vendor[b]	B029301VB	VOC	Shealy
	2	250 ml	Glass-amber	N/A		SVOC	Shealy
	1	250 ml	Plastic	N/A		Tritium	GEL
	2	1 liter	Plastic	HNO_3			
						Gross Alpha	GEL
						Gross Beta	
						Isotopic U (α Spec)	
						Isotopic U (ICP-MS)	
						Total U (ICP-MS)	
						Tc-99 (liquid scint)	

Notes: [a] Ensure there is no headspace in the bottle.
[b] Glass vials for VOC collection are acidified by the vendor supplying the vials.

Retain form in area for 1 year, in Records Room - 3 years and offsite - 57 years.

© 2020 Westinghouse Electric Company LLC.
All Rights Reserved.

Westinghouse Proprietary Class 2
PRINTED COPIES ARE UNCONTROLLED

Low Flow Groundwater Sample Collection Record

WELL NO: L-33-13-17	SAMPLE ID: L-33-13-17	DATE: 12/1/20
TOTAL WELL LENGTH (feet) (A): 17	WATER TABLE DEPTH (feet) (B): 9.0	LENGTH OF WATER COLUMN (feet) (A-B): 8
CASING DIAMATER / MATL (inches): 0.5 / Steel	WELL SCREEN INTERVAL DEPTH: 13 feet to 17 feet	CALCULATED SYSTEM VOLUME:

PURGING DATA

	TUBING DIAMETER (inches): 1/4		PURGE PUMP TYPE OR BAILER: Peristaltic Pump
INITIAL PUMP OR TUBING DEPTH IN WELL (feet): 15	FINAL PUMP OR TUBING DEPTH IN WELL (feet): 15	PURGING START TIME: 1500	PURGING END TIME: ~~1540~~ 1545 / TOTAL VOLUME PURGED (gallons): 4.0

TIME (24 HR)	CUMUL. VOLUME PURGED (gallons)	PURGE RATE (gpm)	DEPTH TO WATER (feet)	ORP (mV)	pH (standard units)	TEMP. (°C)	SPEC. COND. (circle units) µmhos/cm or (µS/cm)	DISSOLVED OXYGEN (circle units) mg/L or % saturation	TURBIDITY (NTUs)	COLOR (describe)	ODOR (describe)
1500	0.0	0.1		-20.91	5.88	16.91	138.069	1.61	4,899	brown	None
1506	0.6	0.1		-21.81	5.90	15.22	147.97	1.66	5,944	brown	None
1510	1.0	0.1		-9.45	5.74	18.64	127.05	1.08	1,303	clear	None
1515	1.5	0.1		4.08	5.70	19.04	125.48	0.80	1,180	clear	None
1520	2.0	0.1		9.20	5.69	18.45	125.21	0.27	1,075	clear	None
1525	2.5	0.1		12.20	5.69	18.15	124.94	0.18	1,128	clear	None
1530	3.0	0.1		13.64	5.68	18.29	124.36	0.18	903	clear	None
1535	3.5	0.1		15.88	5.67	18.98	124.00	0.14	712	clear	None
1540	4.0	0.1		15.78	5.66	19.18	123.92	0.17	709	clear	None
1545	Collect	Sample									

WELL CAPACITY (Gallons Per Foot): **0.75"** = 0.02; **1"** = 0.04; **1.25"** = 0.06; **2"** = 0.16; **3"** = 0.37; **4"** = 0.65; **5"** = 1.02; **6"** = 1.47; **12"** = 5.88
TUBING INSIDE DIA. CAPACITY (Gal./Ft.): **1/8"** = 0.0006; **3/16"** = 0.0014; **1/4"** = 0.0026; **5/16"** = 0.004; **3/8"** = 0.006; **1/2"** = 0.010; **5/8"** = 0.016

PURGING EQUIPMENT CODES: **B** = Bailer; **BP** = Bladder Pump; **ESP** = Electric Submersible Pump; **PP** = Peristaltic Pump; **O** = Other (Specify)

*Parent Procedure, other procedures may reference this form in ETAPS. * Procedure # ROP-06-007

Electronically approved records are authenticated in the electronic document management system.

Information included in this material is proprietary and confidential and cannot be disclosed or used for any reason beyond the intended purpose without the prior written consent of Westinghouse Electric Company LLC.

© 2020 Westinghouse Electric Company LLC. All Rights Reserved.

Westinghouse Proprietary Class 2
PRINTED COPIES ARE UNCONTROLLED

SAMPLING DATA

WELL No: L-33-13-17	SAMPLED BY (PRINT) / AFFILIATION: Chuck Suddeth / AECOM		
SAMPLER(S) SIGNATURE(S): Charles K Suddeth		SAMPLING START TIME: 1500	SAMPLING END TIME: 1545
TUBING MATERIAL CODE: HDPE	PUMP OR TUBING DEPTH IN WELL (feet): 15 bgs		DUPLICATE: Y (N)
FIELD DECONTAMINATION: PUMP Y N TUBING Y (N replaced)			SAMPLE COLLECTION METHOD: Peristaltic Pump

FIELD EQUIPMENT USED:	FIELD EQUIPMENT USED:	REMARKS:
MAKE:	MAKE:	
MODEL:	MODEL:	
SERIAL NO:	SERIAL NO:	

MATERIAL CODES: **AG** = Amber Glass; **CG** = Clear Glass; **HDPE** = High Density Polyethylene; **LDPE** = Low Density Polyethylene; **PP** = Polypropylene; **S** = Silicone; **T** = Teflon; **O** = Other (Specify)

NOTES:
1. STABILIZATION CRITERIA FOR RANGE OF VARIATION OF LAST THREE CONSECUTIVE READINGS:
pH: + 1.0 units **Temperature**: + 3% **Specific Conductance**: + 3% **Dissolved Oxygen**: optionally, + 0.2 mg/L or + 10% (whichever is greater) **ORP**: + 10 mV
Turbidity: all readings < 20 NTU; optionally + 5 NTU or + 10% (whichever is greater)

SAMPLED? Y OR N	# of bottles	Size	Material	Preservative	Preservative Lot Number	Analysis	Preferred Lab
	1	250 ml	Plastic	H_2SO_4		Ammonia	WEC Chem Lab
	1	250 ml	Plastic	N/A		Conductivity[a]	WEC Chem Lab
						Fluoride[a]	
	1	250 ml	Plastic	N/A		Nitrate	Shealy
Y	3	40~~50~~ ml	Glass vial	Vendor[b]	B029301 VB	VOC	Shealy
	2	250 ml	Glass-amber	N/A		SVOC	Shealy
	1	250 ml	Plastic	N/A		Tritium	GEL
	2	1 liter	Plastic	HNO_3			
						Gross Alpha	GEL
						Gross Beta	
						Isotopic U (α Spec)	
						Isotopic U (ICP-MS)	
						Total U (ICP-MS)	
						Tc-99 (liquid scint)	

Notes: [a] Ensure there is no headspace in the bottle.
[b] Glass vials for VOC collection are acidified by the vendor supplying the vials.

Retain form in area for 1 year, in Records Room - 3 years and offsite - 57 years.

© 2020 Westinghouse Electric Company LLC.
All Rights Reserved.

Westinghouse Proprietary Class 2
PRINTED COPIES ARE UNCONTROLLED

Low Flow Groundwater Sample Collection Record

WELL NO: L-33-24-28	SAMPLE ID: L-33-24-28	DATE: 12/2/20
TOTAL WELL LENGTH (feet) (A): 28	WATER TABLE DEPTH (feet) (B): 9.0	LENGTH OF WATER COLUMN (feet) (A-B): 19
CASING DIAMATER / MATL (inches): 0.5/Steel	WELL SCREEN INTERVAL DEPTH: 24 feet to 28 feet	CALCULATED SYSTEM VOLUME:

PURGING DATA

	TUBING DIAMETER (inches): 0.25		PURGE PUMP TYPE OR BAILER: Peristaltic Pump
INITIAL PUMP OR TUBING DEPTH IN WELL (feet): 26	FINAL PUMP OR TUBING DEPTH IN WELL (feet): 26	PURGING START TIME: 1051	PURGING END TIME: 1140	TOTAL VOLUME PURGED (gallons): 3.5

TIME (24 HR)	CUMUL. VOLUME PURGED (gallons)	PURGE RATE (gpm)	DEPTH TO WATER (feet)	ORP (mV)	pH (standard units)	TEMP. (°C)	SPEC. COND. (circle units) µmhos/cm or µS/cm	DISSOLVED OXYGEN (circle units) mg/L or % saturation	TURBIDITY (NTUs)	COLOR (describe)	ODOR (describe)
1051	0	0.08		122.07	7.39	9.01	262.69	12.28	3,035	brown	None
1055	0.32	0.08		-65.63	6.56	14.16	226.75	0.64	6,778	tan	None
1100	0.72	0.08		-102.76	6.34	14.67	190.32	0.62	1,766	tan	None
1105	1.12	0.08		-86.06	6.26	15.27	178.38	0.43	820	clear	None
1110	1.52	0.08		-76.36	6.22	15.62	173.00	0.35	872	clear	None
1115	1.92	0.08		-75.95	6.20	15.85	169.52	0.29	577	clear	None
1120	2.32	0.08		-78.22	6.18	16.57	167.34	0.25	283	clear	None
1125	2.72	0.08		-83.78	6.17	16.74	166.33	0.22	199	clear	None
1130	3.12	0.08		-88.14	6.16	16.65	164.78	0.19	187	clear	None
1135	3.50	0.08		-91.56	6.16	16.70	163.80	0.17	92.3	clear	None
1140	Collect	Sample									

WELL CAPACITY (Gallons Per Foot): **0.75"** = 0.02; **1"** = 0.04; **1.25"** = 0.06; **2"** = 0.16; **3"** = 0.37; **4"** = 0.65; **5"** = 1.02; **6"** = 1.47; **12"** = 5.88
TUBING INSIDE DIA. CAPACITY (Gal./Ft.): **1/8"** = 0.0006; **3/16"** = 0.0014; **1/4"** = 0.0026; **5/16"** = 0.004; **3/8"** = 0.006; **1/2"** = 0.010; **5/8"** = 0.016

PURGING EQUIPMENT CODES: **B** = Bailer; **BP** = Bladder Pump; **ESP** = Electric Submersible Pump; **PP** = Peristaltic Pump; **O** = Other (Specify)

*Parent Procedure, other procedures may reference this form in ETAPS. * Procedure # ROP-06-007

Electronically approved records are authenticated in the electronic document management system.

Information included in this material is proprietary and confidential and cannot be disclosed or used for any reason beyond the intended purpose without the prior written consent of Westinghouse Electric Company LLC.

© 2020 Westinghouse Electric Company LLC.
All Rights Reserved.

Westinghouse Proprietary Class 2
PRINTED COPIES ARE UNCONTROLLED

SAMPLING DATA

WELL No: L-33-24-28	SAMPLED BY (PRINT) / AFFILIATION: Chuck Sudduth / AECOM		
SAMPLER(S) SIGNATURE(S): Charles K Sudduth		SAMPLING START TIME: 1051	SAMPLING END TIME: 1140
TUBING MATERIAL CODE: HDPE	PUMP OR TUBING DEPTH IN WELL (feet): 26 bgs	DUPLICATE: Y (N)	
FIELD DECONTAMINATION: PUMP Y (N)	TUBING Y ~~N~~ (replaced)	SAMPLE COLLECTION METHOD: Peristaltic Pump	

FIELD EQUIPMENT USED:	FIELD EQUIPMENT USED:	REMARKS:
MAKE:	MAKE:	
MODEL:	MODEL:	
SERIAL NO:	SERIAL NO:	

MATERIAL CODES: **AG** = Amber Glass; **CG** = Clear Glass; **HDPE** = High Density Polyethylene; **LDPE** = Low Density Polyethylene; **PP** = Polypropylene; **S** = Silicone; **T** = Teflon; **O** = Other (Specify)

NOTES:
1. STABILIZATION CRITERIA FOR RANGE OF VARIATION OF LAST THREE CONSECUTIVE READINGS:
pH: + 1.0 units **Temperature**: + 3% **Specific Conductance**: + 3% **Dissolved Oxygen**: optionally, + 0.2 mg/L or + 10% (whichever is greater) **ORP**: + 10 mV
Turbidity: all readings < 20 NTU; optionally + 5 NTU or + 10% (whichever is greater)

SAMPLED? Y OR N	# of bottles	Size	Material	Preservative	Preservative Lot Number	Analysis	Preferred Lab
	1	250 ml	Plastic	H_2SO_4		Ammonia	WEC Chem Lab
	1	250 ml	Plastic	N/A		Conductivity[a]	WEC Chem Lab
						Fluoride[a]	
	1	250 ml	Plastic	N/A		Nitrate	Shealy
Y	3	~~40~~ 50 ml	Glass vial	Vendor[b]	B029301VB	VOC	Shealy
	2	250 ml	Glass-amber	N/A		SVOC	Shealy
	1	250 ml	Plastic	N/A		Tritium	GEL
	2	1 liter	Plastic	HNO_3			
						Gross Alpha	GEL
						Gross Beta	
						Isotopic U (α Spec)	
						Isotopic U (ICP-MS)	
						Total U (ICP-MS)	
						Tc-99 (liquid scint)	

Notes: [a] Ensure there is no headspace in the bottle.
[b] Glass vials for VOC collection are acidified by the vendor supplying the vials.

Retain form in area for 1 year, in Records Room - 3 years and offsite - 57 years.

© 2020 Westinghouse Electric Company LLC.
All Rights Reserved.
Westinghouse Proprietary Class 2
PRINTED COPIES ARE UNCONTROLLED

Low Flow Groundwater Sample Collection Record

WELL NO: L-34	SAMPLE ID: L-34-14-18	DATE: 12/4/20
TOTAL WELL LENGTH (feet) (A): 18	WATER TABLE DEPTH (feet) (B): 8	LENGTH OF WATER COLUMN (feet) (A-B): 10
CASING DIAMATER / MATL (inches): 1" SS	WELL SCREEN INTERVAL DEPTH: 14 feet to 18 feet	CALCULATED SYSTEM VOLUME:

PURGING DATA

	TUBING DIAMETER (inches): 1/4"			PURGE PUMP TYPE OR BAILER: PP
INITIAL PUMP OR TUBING DEPTH IN WELL (feet): 17.5	FINAL PUMP OR TUBING DEPTH IN WELL (feet): 17.5	PURGING START TIME: 12:09	PURGING END TIME: 12:29	TOTAL VOLUME PURGED (gallons): 2.0

TIME (24 HR)	CUMUL. VOLUME PURGED (gallons)	PURGE RATE (gpm)	DEPTH TO WATER (feet)	ORP (mV)	pH (standard units)	TEMP. (°C)	SPEC. COND. (circle units) µmhos/cm or µS/cm	DISSOLVED OXYGEN (circle units) mg/L or % saturation	TURBIDITY (NTUs)	COLOR (describe)	ODOR (describe)
12:09	0	0.1	8	6.69	6.19	20.65	141.3	4.8090	3697.6	Orange brown	
12:14	0.5	0.1	8	-91.0	5.95	19.85	121.6	0.74	3451.9	Lt Orange brown	
12:19	1.0	0.1	8	-107.1	5.89	19.34	115.4	0.71	2516.4	"	"
12:24	1.5	0.1	8	-96.7	5.85	19.37	112.3	0.74	1674.4	Opaque	
12:29	2.0	0.1	8	-90.1	5.84	19.37	110.4	0.77	1218.9	"	"

WELL CAPACITY (Gallons Per Foot): **0.75"** = 0.02; **1"** = 0.04; **1.25"** = 0.06; **2"** = 0.16; **3"** = 0.37; **4"** = 0.65; **5"** = 1.02; **6"** = 1.47; **12"** = 5.88
TUBING INSIDE DIA. CAPACITY (Gal./Ft.): **1/8"** = 0.0006; **3/16"** = 0.0014; **1/4"** = 0.0026; **5/16"** = 0.004; **3/8"** = 0.006; **1/2"** = 0.010; **5/8"** = 0.016

PURGING EQUIPMENT CODES: **B** = Bailer; **BP** = Bladder Pump; **ESP** = Electric Submersible Pump; **PP** = Peristaltic Pump; **O** = Other (Specify)

*Parent Procedure, other procedures may reference this form in ETAPS. * Procedure # ROP-06-007

Electronically approved records are authenticated in the electronic document management system.

Information included in this material is proprietary and confidential and cannot be disclosed or used for any reason beyond the intended purpose without the prior written consent of Westinghouse Electric Company LLC.

© 2020 Westinghouse Electric Company LLC.
All Rights Reserved.

Westinghouse Proprietary Class 2
PRINTED COPIES ARE UNCONTROLLED

SAMPLING DATA

WELL No: L-34-14-18	SAMPLED BY (PRINT) / AFFILIATION: Jeremy Grant / AECOM		
SAMPLER(S) SIGNATURE(S):		SAMPLING START TIME: 12:30	SAMPLING END TIME: 12:35
TUBING MATERIAL CODE: HDPE	PUMP OR TUBING DEPTH IN WELL (feet): 17.5	DUPLICATE: Y (N)	
FIELD DECONTAMINATION: PUMP Y (N) TUBING Y (N) (replaced)		SAMPLE COLLECTION METHOD: Low Flow	

FIELD EQUIPMENT USED:	FIELD EQUIPMENT USED:	REMARKS:
MAKE: In-Situ	MAKE:	
MODEL: AquaTroll 600	MODEL:	
SERIAL NO: 496336	SERIAL NO:	

MATERIAL CODES: **AG** = Amber Glass; **CG** = Clear Glass; **HDPE** = High Density Polyethylene; **LDPE** = Low Density Polyethylene; **PP** = Polypropylene; **S** = Silicone; **T** = Teflon; **O** = Other (Specify)

NOTES:
1. STABILIZATION CRITERIA FOR RANGE OF VARIATION OF LAST THREE CONSECUTIVE READINGS:
pH: + 1.0 units **Temperature**: + 3% **Specific Conductance**: + 3% **Dissolved Oxygen**: optionally, + 0.2 mg/L or + 10% (whichever is greater) **ORP**: + 10 mV
Turbidity: all readings < 20 NTU; optionally + 5 NTU or + 10% (whichever is greater)

SAMPLED? Y OR N	# of bottles	Size	Material	Preservative	Preservative Lot Number	Analysis	Preferred Lab
N	1	250 ml	Plastic	H_2SO_4		Ammonia	WEC Chem Lab
N	1	250 ml	Plastic	N/A		Conductivity[a]	WEC Chem Lab
						Fluoride[a]	
N	1	250 ml	Plastic	N/A	1406	Nitrate	Shealy
Y	3	50 ml	Glass vial	Vendor[b]		VOC	Shealy
N	2	250 ml	Glass-amber	N/A		SVOC	Shealy
N	1	250 ml	Plastic	N/A		Tritium	GEL
N	2	1 liter	Plastic	HNO_3			
						Gross Alpha	GEL
						Gross Beta	
						Isotopic U (α Spec)	
						Isotopic U (ICP-MS)	
						Total U (ICP-MS)	
						Tc-99 (liquid scint)	

Notes: [a] Ensure there is no headspace in the bottle.
[b] Glass vials for VOC collection are acidified by the vendor supplying the vials.

Retain form in area for 1 year, in Records Room - 3 years and offsite - 57 years.

© 2020 Westinghouse Electric Company LLC.
All Rights Reserved.

Westinghouse Proprietary Class 2
PRINTED COPIES ARE UNCONTROLLED

Low Flow Groundwater Sample Collection Record

WELL NO: L-34	SAMPLE ID: L-34-26-30	DATE: 12/14/20
TOTAL WELL LENGTH (feet) (A): 30	WATER TABLE DEPTH (feet) (B): 8	LENGTH OF WATER COLUMN (feet) (A-B): 22
CASING DIAMATER / MATL (inches): 1" SS	WELL SCREEN INTERVAL DEPTH: 26 feet to 30 feet	CALCULATED SYSTEM VOLUME:

PURGING DATA

	TUBING DIAMETER (inches): 1/4"		PURGE PUMP TYPE OR BAILER: PP
INITIAL PUMP OR TUBING DEPTH IN WELL (feet): 29.5	FINAL PUMP OR TUBING DEPTH IN WELL (feet): 29.5	PURGING START TIME:	PURGING END TIME:	TOTAL VOLUME PURGED (gallons):

TIME (24 HR)	CUMUL. VOLUME PURGED (gallons)	PURGE RATE (gpm)	DEPTH TO WATER (feet)	ORP (mV)	pH (standard units)	TEMP. (°C)	SPEC. COND. (circle units) µmhos/cm or µS/cm	DISSOLVED OXYGEN (circle units) mg/L or % saturation	TURBIDITY (NTUs)	COLOR (describe)	ODOR (describe)
1305	0	0.05	8	-148.6	6.28	21.3	178.4	6.01	540.4	Gray brown	
1310	0.25	0.05	8	-152.2	6.20	19.4	182.0	0.48	4955.4	Lt. gray	brown
13:15	0.5	0.05	8	-147.9	6.19	19.1	178.4	0.54	4990.1	"	"
13:20	0.75	0.05	8	-144.0	6.29	18.9	168.3	0.57	4192.0	"	"
13:25	1.0	0.05	8	-144.7	6.31	18.7	166.7	0.45	3183.8	"	"

WELL CAPACITY (Gallons Per Foot): **0.75"** = 0.02; **1"** = 0.04; **1.25"** = 0.06; **2"** = 0.16; **3"** = 0.37; **4"** = 0.65; **5"** = 1.02; **6"** = 1.47; **12"** = 5.88
TUBING INSIDE DIA. CAPACITY (Gal./Ft.): **1/8"** = 0.0006; **3/16"** = 0.0014; **1/4"** = 0.0026; **5/16"** = 0.004; **3/8"** = 0.006; **1/2"** = 0.010; **5/8"** = 0.016

PURGING EQUIPMENT CODES: **B** = Bailer; **BP** = Bladder Pump; **ESP** = Electric Submersible Pump; **PP** = Peristaltic Pump; **O** = Other (Specify)

*Parent Procedure, other procedures may reference this form in ETAPS. * Procedure # ROP-06-007

Electronically approved records are authenticated in the electronic document management system.

Information included in this material is proprietary and confidential and cannot be disclosed or used for any reason beyond the intended purpose without the prior written consent of Westinghouse Electric Company LLC.

© 2020 Westinghouse Electric Company LLC.
All Rights Reserved.

Westinghouse Proprietary Class 2
PRINTED COPIES ARE UNCONTROLLED

SAMPLING DATA

ELL No: L-34-26-30	SAMPLED BY (PRINT) / AFFILIATION: Jeremy Grant / AECOM		
SAMPLER(S) SIGNATURE(S):		SAMPLING START TIME: 12:26	SAMPLING END TIME: 12:28
TUBING MATERIAL CODE: HDPE	PUMP OR TUBING DEPTH IN WELL (feet): 29.5	DUPLICATE: Y (N)	
FIELD DECONTAMINATION: PUMP Y (N)	TUBING Y (N) (replaced)	SAMPLE COLLECTION METHOD: Low Flow	

FIELD EQUIPMENT USED:	FIELD EQUIPMENT USED:	REMARKS:
MAKE: In-Situ	MAKE:	
MODEL: AquaTroll 600	MODEL:	
SERIAL NO: 496336	SERIAL NO:	

MATERIAL CODES: **AG** = Amber Glass; **CG** = Clear Glass; **HDPE** = High Density Polyethylene; **LDPE** = Low Density Polyethylene; **PP** = Polypropylene; **S** = Silicone; **T** = Teflon; **O** = Other (Specify)

NOTES:
1. STABILIZATION CRITERIA FOR RANGE OF VARIATION OF LAST THREE CONSECUTIVE READINGS:
pH: + 1.0 units **Temperature**: + 3% **Specific Conductance**: + 3% **Dissolved Oxygen**: optionally, + 0.2 mg/L or + 10% (whichever is greater) **ORP**: + 10 mV
Turbidity: all readings < 20 NTU; optionally + 5 NTU or + 10% (whichever is greater)

SAMPLED? Y OR N	# of bottles	Size	Material	Preservative	Preservative Lot Number	Analysis	Preferred Lab
N	1	250 ml	Plastic	H_2SO_4		Ammonia	WEC Chem Lab
N	1	250 ml	Plastic	N/A		Conductivity[a]	WEC Chem Lab
						Fluoride[a]	
N	1	250 ml	Plastic	N/A		Nitrate	Shealy
Y	3	50 ml	Glass vial	Vendor[b]	1406	VOC	Shealy
N	2	250 ml	Glass-amber	N/A		SVOC	Shealy
N	1	250 ml	Plastic	N/A		Tritium	GEL
N	2	1 liter	Plastic	HNO_3			
						Gross Alpha	GEL
						Gross Beta	
						Isotopic U (α Spec)	
						Isotopic U (ICP-MS)	
						Total U (ICP-MS)	
						Tc-99 (liquid scint)	

Notes: [a] Ensure there is no headspace in the bottle.
[b] Glass vials for VOC collection are acidified by the vendor supplying the vials.

Retain form in area for 1 year, in Records Room - 3 years and offsite - 57 years.

© 2020 Westinghouse Electric Company LLC.
All Rights Reserved.

Westinghouse Proprietary Class 2
PRINTED COPIES ARE UNCONTROLLED

Low Flow Groundwater Sample Collection Record

WELL NO: L-35	SAMPLE ID: L-35-11-15	DATE: 12/4/20
TOTAL WELL LENGTH (feet) (A): 8	WATER TABLE DEPTH (feet) (B): 15	LENGTH OF WATER COLUMN (feet) (A-B): 7
CASING DIAMATER / MATL (inches): 1" SS	WELL SCREEN INTERVAL DEPTH: 11 feet to 15 feet	CALCULATED SYSTEM VOLUME:

PURGING DATA

	TUBING DIAMETER (inches): 1/4"		PURGE PUMP TYPE OR BAILER: PP
INITIAL PUMP OR TUBING DEPTH IN WELL (feet):	FINAL PUMP OR TUBING DEPTH IN WELL (feet):	PURGING START TIME: 0821	PURGING END TIME: 0841 / TOTAL VOLUME PURGED (gallons): 2

TIME (24 HR)	CUMUL. VOLUME PURGED (gallons)	PURGE RATE (gpm)	DEPTH TO WATER (feet)	ORP (mV)	pH (standard units)	TEMP. (°C)	SPEC. COND. (circle units) µmhos/cm or µS/cm	DISSOLVED OXYGEN (circle units) mg/L or % saturation	TURBIDITY (NTUs)	COLOR (describe)	ODOR (describe)
0821	0	0.10	8	39.3	6.06	14.5	135.5	5.26	2948.8	orange	brown
0826	0.5	0.10	8	67.7	5.57	16.8	115.2	0.77	2169.4	Lt brown	
0831	1	0.10	8	58.4	5.57	17.0	111.5	0.73	1730.7	"	"
0836	1.5	0.10	8	49.6	~~5.57~~	~~17.0~~	111.0	0.74	1688.1	"	"
0841	2	0.10	8	44.8	5.59	17.1	110.2	0.74	1205.4	"	"
					5.58	17.3					

WELL CAPACITY (Gallons Per Foot): **0.75"** = 0.02; **1"** = 0.04; **1.25"** = 0.06; **2"** = 0.16; **3"** = 0.37; **4"** = 0.65; **5"** = 1.02; **6"** = 1.47; **12"** = 5.88
TUBING INSIDE DIA. CAPACITY (Gal./Ft.): **1/8"** = 0.0006; **3/16"** = 0.0014; **1/4"** = 0.0026; **5/16"** = 0.004; **3/8"** = 0.006; **1/2"** = 0.010; **5/8"** = 0.016

PURGING EQUIPMENT CODES: **B** = Bailer; **BP** = Bladder Pump; **ESP** = Electric Submersible Pump; **PP** = Peristaltic Pump; **O** = Other (Specify)

*Parent Procedure, other procedures may reference this form in ETAPS. * Procedure # ROP-06-007

Electronically approved records are authenticated in the electronic document management system.
Information included in this material is proprietary and confidential and cannot be disclosed or used for any reason beyond the intended purpose without the prior written consent of Westinghouse Electric Company LLC.
© 2020 Westinghouse Electric Company LLC. All Rights Reserved.

Westinghouse Proprietary Class 2
PRINTED COPIES ARE UNCONTROLLED

SAMPLING DATA

ELL No:	SAMPLED BY (PRINT) / AFFILIATION:		
L-35-11-15	Jeremy Grant / AECOM		
SAMPLER(S) SIGNATURE(S):		SAMPLING START TIME: 0843	SAMPLING END TIME: 0855
TUBING MATERIAL CODE: HDPE	PUMP OR TUBING DEPTH IN WELL (feet): 14.5		DUPLICATE: Y (N)
FIELD DECONTAMINATION: PUMP Y (N)	TUBING Y (N) (replaced)		SAMPLE COLLECTION METHOD: Low Flow

FIELD EQUIPMENT USED:	FIELD EQUIPMENT USED:	REMARKS:
MAKE: In-Situ	MAKE:	
MODEL: AquaTroll 600	MODEL:	
SERIAL NO: 496336	SERIAL NO:	

MATERIAL CODES: **AG** = Amber Glass; **CG** = Clear Glass; **HDPE** = High Density Polyethylene; **LDPE** = Low Density Polyethylene; **PP** = Polypropylene; **S** = Silicone; **T** = Teflon; **O** = Other (Specify)

NOTES:
1. STABILIZATION CRITERIA FOR RANGE OF VARIATION OF LAST THREE CONSECUTIVE READINGS:
pH: + 1.0 units **Temperature**: + 3% **Specific Conductance**: + 3% **Dissolved Oxygen**: optionally, + 0.2 mg/L or + 10% (whichever is greater) **ORP**: + 10 mV
Turbidity: all readings < 20 NTU; optionally + 5 NTU or + 10% (whichever is greater)

SAMPLED? Y OR N	# of bottles	Size	Material	Preservative	Preservative Lot Number	Analysis	Preferred Lab
N	1	250 ml	Plastic	H_2SO_4		Ammonia	WEC Chem Lab
Y	1	250 ml	Plastic	N/A		Conductivity[a]	WEC Chem Lab
					—	Fluoride[a]	
Y	1	250 ml	Plastic	N/A	—	Nitrate	Shealy
Y	3	50 ml	Glass vial	Vendor[b]	1496	VOC	Shealy
N	2	250 ml	Glass-amber	N/A		SVOC	Shealy
N	1	250 ml	Plastic	N/A		Tritium	GEL
Y	2	1 liter	Plastic	HNO_3			
						Gross Alpha	GEL
						Gross Beta	
						Isotopic U (α Spec)	
						Isotopic U (ICP-MS)	
						Total U (ICP-MS)	
					413020000	Tc-99 (liquid scint)	

Notes: [a] Ensure there is no headspace in the bottle.
[b] Glass vials for VOC collection are acidified by the vendor supplying the vials.

Retain form in area for 1 year, in Records Room - 3 years and offsite - 57 years.

© 2020 Westinghouse Electric Company LLC.
All Rights Reserved.

Westinghouse Proprietary Class 2
PRINTED COPIES ARE UNCONTROLLED

Low Flow Groundwater Sample Collection Record

WELL NO: L-35	SAMPLE ID: L-35-21-25	DATE: 12/14/20
TOTAL WELL LENGTH (feet) (A): 25	WATER TABLE DEPTH (feet) (B): 8	LENGTH OF WATER COLUMN (feet) (A-B): 17
CASING DIAMATER / MATL (inches): 1" SS	WELL SCREEN INTERVAL DEPTH: 21 feet to 25 feet	CALCULATED SYSTEM VOLUME:

PURGING DATA

	TUBING DIAMETER (inches): 1/4"		PURGE PUMP TYPE OR BAILER: PP
INITIAL PUMP OR TUBING DEPTH IN WELL (feet): 24.5	FINAL PUMP OR TUBING DEPTH IN WELL (feet): 24.5	PURGING START TIME: 0911	PURGING END TIME: 0937	TOTAL VOLUME PURGED (gallons): 1.25

TIME (24 HR)	CUMUL. VOLUME PURGED (gallons)	PURGE RATE (gpm)	DEPTH TO WATER (feet)	ORP (mV)	pH (standard units)	TEMP. (°C)	SPEC. COND. (circle units) µmhos/cm or µS/cm	DISSOLVED OXYGEN (circle units) mg/L or % saturation	TURBIDITY (NTUs)	COLOR (describe)	ODOR (describe)
0911	0	0.05	8	-63.3	6.26	13.8	186.4	9.08	340.6	Gray brown	
0917	0.25	0.05	8	-132.5	6.45	16.4	163.0	0.39	1902.3	"	"
0922	0.5	0.05	8	-157.3	6.50	16.3	143.0	0.37	1560.0	Yellow brown	
0927	0.75	0.05	8	-189.7	6.53	16.4	123.7	0.44	1707.2		
0932	1.0	0.05	8	-235.7	6.54	16.4	117.7	0.56	142.8	Lt. Yellow brown	
0937	1.25	0.05	8	-367.1	6.55	16.4	115.5	0.63	5.2	Clear	

WELL CAPACITY (Gallons Per Foot): **0.75"** = 0.02; **1"** = 0.04; **1.25"** = 0.06; **2"** = 0.16; **3"** = 0.37; **4"** = 0.65; **5"** = 1.02; **6"** = 1.47; **12"** = 5.88
TUBING INSIDE DIA. CAPACITY (Gal./Ft.): **1/8"** = 0.0006; **3/16"** = 0.0014; **1/4"** = 0.0026; **5/16"** = 0.004; **3/8"** = 0.006; **1/2"** = 0.010; **5/8"** = 0.016

PURGING EQUIPMENT CODES: **B** = Bailer; **BP** = Bladder Pump; **ESP** = Electric Submersible Pump; **PP** = Peristaltic Pump; **O** = Other (Specify)

*Parent Procedure, other procedures may reference this form in ETAPS. * Procedure # ROP-06-007

Electronically approved records are authenticated in the electronic document management system.

Information included in this material is proprietary and confidential and cannot be disclosed or used for any reason beyond the intended purpose without the prior written consent of Westinghouse Electric Company LLC.

© 2020 Westinghouse Electric Company LLC. All Rights Reserved.

Westinghouse Proprietary Class 2
PRINTED COPIES ARE UNCONTROLLED

SAMPLING DATA

ELL No: L-35-21-25	SAMPLED BY (PRINT) / AFFILIATION: Jeremy Grant / AECOM		
SAMPLER(S) SIGNATURE(S):		SAMPLING START TIME: 0939	SAMPLING END TIME: 0951
TUBING MATERIAL CODE: HDPE	PUMP OR TUBING DEPTH IN WELL (feet): 24.5		DUPLICATE: Y (N)
FIELD DECONTAMINATION: PUMP Y (N)	TUBING Y (N) (replaced)		SAMPLE COLLECTION METHOD: Low Flow

FIELD EQUIPMENT USED:	FIELD EQUIPMENT USED:	REMARKS:
MAKE: AquaTroll 600	MAKE:	
MODEL: In-Situ	MODEL:	
SERIAL NO: 496336	SERIAL NO:	

MATERIAL CODES: **AG** = Amber Glass; **CG** = Clear Glass; **HDPE** = High Density Polyethylene; **LDPE** = Low Density Polyethylene; **PP** = Polypropylene; **S** = Silicone; **T** = Teflon; **O** = Other (Specify)

NOTES:
1. STABILIZATION CRITERIA FOR RANGE OF VARIATION OF LAST THREE CONSECUTIVE READINGS:
pH: + 1.0 units **Temperature**: + 3% **Specific Conductance**: + 3% **Dissolved Oxygen**: optionally, + 0.2 mg/L or + 10% (whichever is greater) **ORP**: + 10 mV
Turbidity: all readings < 20 NTU; optionally + 5 NTU or + 10% (whichever is greater)

SAMPLED? Y OR N	# of bottles	Size	Material	Preservative	Preservative Lot Number	Analysis	Preferred Lab
N	1	250 ml	Plastic	H_2SO_4		Ammonia	WEC Chem Lab
Y	1	250 ml	Plastic	N/A		Conductivity[a]	WEC Chem Lab
						Fluoride[a]	
Y	1	250 ml	Plastic	N/A		Nitrate	Shealy
Y	3	50 ml	Glass vial	Vendor[b]	1496	VOC	Shealy
N	2	250 ml	Glass-amber	N/A		SVOC	Shealy
N	1	250 ml	Plastic	N/A		Tritium	GEL
Y	2	1 liter	Plastic	HNO_3			
						Gross Alpha	GEL
						Gross Beta	
						Isotopic U (α Spec)	
						Isotopic U (ICP-MS)	
						Total U (ICP-MS)	
					431020000	Tc-99 (liquid scint)	

Notes: [a] Ensure there is no headspace in the bottle.
[b] Glass vials for VOC collection are acidified by the vendor supplying the vials.

Retain form in area for 1 year, in Records Room - 3 years and offsite - 57 years.

© 2020 Westinghouse Electric Company LLC.
All Rights Reserved.

Westinghouse Proprietary Class 2
PRINTED COPIES ARE UNCONTROLLED

Low Flow Groundwater Sample Collection Record

WELL NO: L-35	SAMPLE ID: L-35-30-34	DATE: 12/4/20
TOTAL WELL LENGTH (feet) (A): 34	WATER TABLE DEPTH (feet) (B): 8	LENGTH OF WATER COLUMN (feet) (A-B): 26
CASING DIAMATER / MATL (inches): 1" SS	WELL SCREEN INTERVAL DEPTH: 30 feet to 34 feet	CALCULATED SYSTEM VOLUME:

PURGING DATA

	TUBING DIAMETER (inches): 1/4"		PURGE PUMP TYPE OR BAILER: PP
INITIAL PUMP OR TUBING DEPTH IN WELL (feet): 33.5	FINAL PUMP OR TUBING DEPTH IN WELL (feet): 33.5	PURGING START TIME: 1011	PURGING END TIME: 1047 / TOTAL VOLUME PURGED (gallons): 1.75

TIME (24 HR)	CUMUL. VOLUME PURGED (gallons)	PURGE RATE (gpm)	DEPTH TO WATER (feet)	ORP (mV)	pH (standard units)	TEMP. (°C)	SPEC. COND. (circle units) µmhos/cm or µS/cm	DISSOLVED OXYGEN (circle units) mg/L or % saturation	TURBIDITY (NTUs)	COLOR (describe)	ODOR (describe)
1011	0	0.05	8	-44.5	6.41	15.06	185.7	9.30	762.2	Yellow brown	
1016	0.25	0.05	8	-212.6	6.63	16.51	196.7	0.41	660.6	"	"
1021	0.5	0.05	8	-412.5	6.67	16.32	189.7	0.68	974.2	"	"
1026	0.75	0.05	8	-476.5	6.69	16.35	167.8	1.05	167.8	"	"
1031	1.0	0.05	8	-504.7	6.70	16.39	156.0	2.58	744.3	Clear	
1036	1.25	0.05	8	-522.4	6.72	16.36	153.4	3.19	162.8	"	"
1041	1.5	0.05	8	-528.3	6.73	16.57	170.7	2.98	149.4	"	"
1047	1.75	0.05	8	-541.8	6.74	16.72	170.0	2.94	78.6	"	"

WELL CAPACITY (Gallons Per Foot): **0.75"** = 0.02; **1"** = 0.04; **1.25"** = 0.06; **2"** = 0.16; **3"** = 0.37; **4"** = 0.65; **5"** = 1.02; **6"** = 1.47; **12"** = 5.88
TUBING INSIDE DIA. CAPACITY (Gal./Ft.): **1/8"** = 0.0006; **3/16"** = 0.0014; **1/4"** = 0.0026; **5/16"** = 0.004; **3/8"** = 0.006; **1/2"** = 0.010; **5/8"** = 0.016

PURGING EQUIPMENT CODES: **B** = Bailer; **BP** = Bladder Pump; **ESP** = Electric Submersible Pump; **PP** = Peristaltic Pump; **O** = Other (Specify)

*Parent Procedure, other procedures may reference this form in ETAPS. * Procedure # ROP-06-007

Electronically approved records are authenticated in the electronic document management system.

Information included in this material is proprietary and confidential and cannot be disclosed or used for any reason beyond the intended purpose without the prior written consent of Westinghouse Electric Company LLC.

© 2020 Westinghouse Electric Company LLC. All Rights Reserved.

Westinghouse Proprietary Class 2
PRINTED COPIES ARE UNCONTROLLED

SAMPLING DATA

WELL No: L-35-30-34	SAMPLED BY (PRINT) / AFFILIATION: Jeremy Grant / AECOM		
SAMPLER(S) SIGNATURE(S):		SAMPLING START TIME: 10:48	SAMPLING END TIME: 11:14
TUBING MATERIAL CODE: HDPE	PUMP OR TUBING DEPTH IN WELL (feet): 34.5	DUPLICATE: Y (N)	
FIELD DECONTAMINATION: PUMP Y (N)	TUBING Y (N) (replaced)	SAMPLE COLLECTION METHOD: Low Flow	

FIELD EQUIPMENT USED:	FIELD EQUIPMENT USED:	REMARKS:
MAKE: In-Situ	MAKE:	
MODEL: Aqua Troll 600	MODEL:	
SERIAL NO: 496336	SERIAL NO:	

MATERIAL CODES: **AG** = Amber Glass; **CG** = Clear Glass; **HDPE** = High Density Polyethylene; **LDPE** = Low Density Polyethylene; **PP** = Polypropylene; **S** = Silicone; **T** = Teflon; **O** = Other (Specify)

NOTES:
1. STABILIZATION CRITERIA FOR RANGE OF VARIATION OF LAST THREE CONSECUTIVE READINGS:
pH: + 1.0 units **Temperature**: + 3% **Specific Conductance**: + 3% **Dissolved Oxygen**: optionally, + 0.2 mg/L or + 10% (whichever is greater) **ORP**: + 10 mV
Turbidity: all readings < 20 NTU; optionally + 5 NTU or + 10% (whichever is greater)

SAMPLED? Y OR N	# of bottles	Size	Material	Preservative	Preservative Lot Number	Analysis	Preferred Lab
N	1	250 ml	Plastic	H_2SO_4		Ammonia	WEC Chem Lab
Y	1	250 ml	Plastic	N/A		Conductivity[a]	WEC Chem Lab
						Fluoride[a]	
Y	1	250 ml	Plastic	N/A		Nitrate	Shealy
Y	3	50 ml	Glass vial	Vendor[b]	1496	VOC	Shealy
N	2	250 ml	Glass-amber	N/A		SVOC	Shealy
N	1	250 ml	Plastic	N/A		Tritium	GEL
Y	2	1 liter	Plastic	HNO_3			
						Gross Alpha	GEL
						Gross Beta	
						Isotopic U (α Spec)	
						Isotopic U (ICP-MS)	
						Total U (ICP-MS)	
					431020000	Tc-99 (liquid scint)	

Notes: [a] Ensure there is no headspace in the bottle.
[b] Glass vials for VOC collection are acidified by the vendor supplying the vials.

Retain form in area for 1 year, in Records Room - 3 years and offsite - 57 years.

© 2020 Westinghouse Electric Company LLC.
All Rights Reserved.

Westinghouse Proprietary Class 2
PRINTED COPIES ARE UNCONTROLLED

Low Flow Groundwater Sample Collection Record

WELL NO: L-36	SAMPLE ID: L-36-18-22	DATE: 12/3/20
TOTAL WELL LENGTH (feet) (A): 22	WATER TABLE DEPTH (feet) (B): 9	LENGTH OF WATER COLUMN (feet) (A-B): 13
CASING DIAMATER / MATL (inches): 1" SS	WELL SCREEN INTERVAL DEPTH: 18 feet to 22 feet	CALCULATED SYSTEM VOLUME:

PURGING DATA

TUBING DIAMETER (inches): 1/4"			PURGE PUMP TYPE OR BAILER: PP
INITIAL PUMP OR TUBING DEPTH IN WELL (feet): 21	FINAL PUMP OR TUBING DEPTH IN WELL (feet): 21	PURGING START TIME: 10:08	PURGING END TIME: 10:39	TOTAL VOLUME PURGED (gallons): 1.5

TIME (24 HR)	CUMUL. VOLUME PURGED (gallons)	PURGE RATE (gpm)	DEPTH TO WATER (feet)	ORP (mV)	pH (standard units)	TEMP. (°C)	SPEC. COND. (circle units) µmhos/cm or µS/cm	DISSOLVED OXYGEN (circle units) mg/L or % saturation	TURBIDITY (NTUs)	COLOR (describe)	ODOR (describe)
1008	0	0.05	9	73.5	6.31	8.89	161.5	8.56	3804.5	Brown	
1013	0.25	0.05	9	-55.6	6.27	15.00	173.0	1.07	1491.1	Lt brown	
1018	0.5	0.05	9	-47.1	6.32	15.27	166.6	1.10	2116.3	"	"
1023	0.75	0.05	9	24.3	6.20	14.73	139.2	5.23	2674.9	"	"
1029	1.0	0.05	9	43.0	6.25	14.05	134.3	6.93	551.5	Clear	
10:34	1.25	0.05	9	44.5	6.25	14.15	133.6	7.21	35.6	Clear	
1039	1.5	0.05	9	45.52	6.27	14.17	133.4	7.29	3.14	Clear	

WELL CAPACITY (Gallons Per Foot): **0.75"** = 0.02; **1"** = 0.04; **1.25"** = 0.06; **2"** = 0.16; **3"** = 0.37; **4"** = 0.65; **5"** = 1.02; **6"** = 1.47; **12"** = 5.88
TUBING INSIDE DIA. CAPACITY (Gal./Ft.): **1/8"** = 0.0006; **3/16"** = 0.0014; **1/4"** = 0.0026; **5/16"** = 0.004; **3/8"** = 0.006; **1/2"** = 0.010; **5/8"** = 0.016

PURGING EQUIPMENT CODES: **B** = Bailer; **BP** = Bladder Pump; **ESP** = Electric Submersible Pump; **PP** = Peristaltic Pump; **O** = Other (Specify)

*Parent Procedure, other procedures may reference this form in ETAPS. * Procedure # ROP-06-007

Electronically approved records are authenticated in the electronic document management system.
Information included in this material is proprietary and confidential and cannot be disclosed or used for any reason beyond the intended purpose without the prior written consent of Westinghouse Electric Company LLC.
© 2020 Westinghouse Electric Company LLC.
All Rights Reserved.

Westinghouse Proprietary Class 2
PRINTED COPIES ARE UNCONTROLLED

SAMPLING DATA

ELL No: L-36-18-32	SAMPLED BY (PRINT) / AFFILIATION: Jeremy Grant / AECOM		
SAMPLER(S) SIGNATURE(S):		SAMPLING START TIME: 10:45	SAMPLING END TIME: 12:20
TUBING MATERIAL CODE: HDPE	PUMP OR TUBING DEPTH IN WELL (feet): 21		DUPLICATE: Y (N)
FIELD DECONTAMINATION: PUMP Y (N)	TUBING Y (N) (replaced)		SAMPLE COLLECTION METHOD: Low Flow

FIELD EQUIPMENT USED:	FIELD EQUIPMENT USED:	REMARKS:
MAKE: In-Situ	MAKE:	MS/MSD
MODEL: AquaTroll 600	MODEL:	
SERIAL NO: 496336	SERIAL NO:	

MATERIAL CODES: **AG** = Amber Glass; **CG** = Clear Glass; **HDPE** = High Density Polyethylene; **LDPE** = Low Density Polyethylene; **PP** = Polypropylene; **S** = Silicone; **T** = Teflon; **O** = Other (Specify)

NOTES:
1. STABILIZATION CRITERIA FOR RANGE OF VARIATION OF LAST THREE CONSECUTIVE READINGS:
pH: + 1.0 units **Temperature**: + 3% **Specific Conductance**: + 3% **Dissolved Oxygen**: optionally, + 0.2 mg/L or + 10% (whichever is greater) **ORP**: + 10 mV
Turbidity: all readings < 20 NTU; optionally + 5 NTU or + 10% (whichever is greater)

SAMPLED? Y OR N	# of bottles	Size	Material	Preservative	Preservative Lot Number	Analysis	Preferred Lab
N	1	250 ml	Plastic	H_2SO_4		Ammonia	WEC Chem Lab
Y	1	250 ml	Plastic	N/A		Conductivity[a]	WEC Chem Lab
					—	Fluoride[a]	
Y	1	250 ml	Plastic	N/A	—	Nitrate	Shealy
Y	3	50 ml	Glass vial	Vendor[b]	1497	VOC	Shealy
N	2	250 ml	Glass-amber	N/A		SVOC	Shealy
N	1	250 ml	Plastic	N/A		Tritium	GEL
Y	2	1 liter	Plastic	HNO_3	431020000		
						Gross Alpha	GEL
						Gross Beta	
						Isotopic U (α Spec)	
						Isotopic U (ICP-MS)	
						Total U (ICP-MS)	
						Tc-99 (liquid scint)	

Notes: [a] Ensure there is no headspace in the bottle.
[b] Glass vials for VOC collection are acidified by the vendor supplying the vials.

Retain form in area for 1 year, in Records Room - 3 years and offsite - 57 years.

© 2020 Westinghouse Electric Company LLC.
All Rights Reserved.

Westinghouse Proprietary Class 2
PRINTED COPIES ARE UNCONTROLLED

Low Flow Groundwater Sample Collection Record

WELL NO: L-36	SAMPLE ID: L-36-27.5-31.5	DATE: 12/3/20
TOTAL WELL LENGTH (feet) (A): 9	WATER TABLE DEPTH (feet) (B): 31.5	LENGTH OF WATER COLUMN (feet) (A-B): 22.5
CASING DIAMATER / MATL (inches): 1"	WELL SCREEN INTERVAL DEPTH: 27.5 feet to 31.5 feet	CALCULATED SYSTEM VOLUME:

PURGING DATA

	TUBING DIAMETER (inches): 1/4"		PURGE PUMP TYPE OR BAILER: PP
INITIAL PUMP OR TUBING DEPTH IN WELL (feet): 30	FINAL PUMP OR TUBING DEPTH IN WELL (feet): 30	PURGING START TIME:	PURGING END TIME:	TOTAL VOLUME PURGED (gallons):

TIME (24 HR)	CUMUL. VOLUME PURGED (gallons)	PURGE RATE (gpm)	DEPTH TO WATER (feet)	ORP (mV)	pH (standard units)	TEMP. (°C)	SPEC. COND. (circle units) µmhos/cm or µS/cm	DISSOLVED OXYGEN (circle units) mg/L or % saturation	TURBIDITY (NTUs)	COLOR (describe)	ODOR (describe)
12:39	0	0.05	9	-43.34	6.53	14.0	211.9	7.33	1724.2	Lt brown	
12:44	1	0.05	9	-105.27	6.56	16.2	214.9	0.21	1934.0	"	"
PURGED	DRY										

WELL CAPACITY (Gallons Per Foot): **0.75"** = 0.02; **1"** = 0.04; **1.25"** = 0.06; **2"** = 0.16; **3"** = 0.37; **4"** = 0.65; **5"** = 1.02; **6"** = 1.47; **12"** = 5.88
TUBING INSIDE DIA. CAPACITY (Gal./Ft.): **1/8"** = 0.0006; **3/16"** = 0.0014; **1/4"** = 0.0026; **5/16"** = 0.004; **3/8"** = 0.006; **1/2"** = 0.010; **5/8"** = 0.016

PURGING EQUIPMENT CODES: **B** = Bailer; **BP** = Bladder Pump; **ESP** = Electric Submersible Pump; **PP** = Peristaltic Pump; **O** = Other (Specify)

*Parent Procedure, other procedures may reference this form in ETAPS. * Procedure # ROP-06-007

Electronically approved records are authenticated in the electronic document management system.

Information included in this material is proprietary and confidential and cannot be disclosed or used for any reason beyond the intended purpose without the prior written consent of Westinghouse Electric Company LLC.

© 2020 Westinghouse Electric Company LLC.
All Rights Reserved.

Westinghouse Proprietary Class 2
PRINTED COPIES ARE UNCONTROLLED

SAMPLING DATA

ELL No: L-36-27.5-31.5	SAMPLED BY (PRINT) / AFFILIATION: Jeremy Grant / AECOM		
SAMPLER(S) SIGNATURE(S): Jer 98		SAMPLING START TIME: 13:00	SAMPLING END TIME: 15:20
TUBING MATERIAL CODE: HDPE	PUMP OR TUBING DEPTH IN WELL (feet): 30	DUPLICATE: (Y) N	
FIELD DECONTAMINATION: PUMP Y (N) TUBING Y (N replaced)		SAMPLE COLLECTION METHOD: Low flow	

FIELD EQUIPMENT USED:	FIELD EQUIPMENT USED:	REMARKS:
MAKE: In-Situ	MAKE:	Purge dry, Runs dry after ± 0.8L, Repeat process. Recharge time = 15 minutes.
MODEL: Aqua Troll 600	MODEL:	
SERIAL NO: 496336	SERIAL NO:	

MATERIAL CODES: **AG** = Amber Glass; **CG** = Clear Glass; **HDPE** = High Density Polyethylene; **LDPE** = Low Density Polyethylene; **PP** = Polypropylene; **S** = Silicone; **T** = Teflon; **O** = Other (Specify)

NOTES:
1. STABILIZATION CRITERIA FOR RANGE OF VARIATION OF LAST THREE CONSECUTIVE READINGS:
pH: ± 1.0 units **Temperature**: ± 3% **Specific Conductance**: ± 3% **Dissolved Oxygen**: optionally, ± 0.2 mg/L or ± 10% (whichever is greater) **ORP**: ± 10 mV
Turbidity: all readings < 20 NTU; optionally ± 5 NTU or ± 10% (whichever is greater)

SAMPLED? Y OR N	# of bottles	Size	Material	Preservative	Preservative Lot Number	Analysis	Preferred Lab
N	1	250 ml	Plastic	H_2SO_4		Ammonia	WEC Chem Lab
Y	1	250 ml	Plastic	N/A		Conductivity[a]	WEC Chem Lab
					—	Fluoride[a]	
Y	1	250 ml	Plastic	N/A	—	Nitrate	Shealy
Y	3	50 ml	Glass vial	Vendor[b]	1497	VOC	Shealy
N	2	250 ml	Glass-amber	N/A		SVOC	Shealy
N	1	250 ml	Plastic	N/A		Tritium	GEL
Y	2	1 liter	Plastic	HNO_3	431020000		
						Gross Alpha	GEL
						Gross Beta	
						Isotopic U (α Spec)	
						Isotopic U (ICP-MS)	
						Total U (ICP-MS)	
						Tc-99 (liquid scint)	

Notes: [a] Ensure there is no headspace in the bottle.
[b] Glass vials for VOC collection are acidified by the vendor supplying the vials.

Retain form in area for 1 year, in Records Room - 3 years and offsite - 57 years.

© 2020 Westinghouse Electric Company LLC. All Rights Reserved.

Westinghouse Proprietary Class 2
PRINTED COPIES ARE UNCONTROLLED

Low Flow Groundwater Sample Collection Record

WELL NO: L-36	SAMPLE ID: L-36-37-41	DATE: 12/3/20
TOTAL WELL LENGTH (feet) (A): 41	WATER TABLE DEPTH (feet) (B): 9	LENGTH OF WATER COLUMN (feet) (A-B): 32
CASING DIAMATER / MATL (inches): 1" SS	WELL SCREEN INTERVAL DEPTH: 37 feet to 41 feet	CALCULATED SYSTEM VOLUME:

PURGING DATA

	TUBING DIAMETER (inches): 1/4"		PURGE PUMP TYPE OR BAILER: PP
INITIAL PUMP OR TUBING DEPTH IN WELL (feet): 40	FINAL PUMP OR TUBING DEPTH IN WELL (feet): 40	PURGING START TIME: 1549	PURGING END TIME: 1614	TOTAL VOLUME PURGED (gallons): 2.5

TIME (24 HR)	CUMUL. VOLUME PURGED (gallons)	PURGE RATE (gpm)	DEPTH TO WATER (feet)	ORP (mV)	pH (standard units)	TEMP. (°C)	SPEC. COND. (circle units) µmhos/cm or µS/cm	DISSOLVED OXYGEN (circle units) mg/L or % saturation	TURBIDITY (NTUs)	COLOR (describe)	ODOR (describe)
1549	0	0.10	9	-53.0	6.55	15.0	213.8	5.83	340.4	Brownish gray	
1554	0.5	0.10	9	-195.1	6.66	16.4	183.0	0.59	4186.6	Lt. gray	
1559	1	0.10	9	-262.6	6.74	16.8	173.8	0.63	2333.2	Opaque	
1604	1.5	0.10	9	-316.3	6.79	16.9	176.5	0.68	1559.6	"	"
16:09	2	0.10	9	-410.0	6.82	16.9	178.5	0.67	1321.6	"	"
16:44	2.5	0.10	9	-459.0	6.84	16.9	179.6	0.68	1278.7	"	"

WELL CAPACITY (Gallons Per Foot): **0.75"** = 0.02; **1"** = 0.04; **1.25"** = 0.06; **2"** = 0.16; **3"** = 0.37; **4"** = 0.65; **5"** = 1.02; **6"** = 1.47; **12"** = 5.88
TUBING INSIDE DIA. CAPACITY (Gal./Ft.): **1/8"** = 0.0006; **3/16"** = 0.0014; **1/4"** = 0.0026; **5/16"** = 0.004; **3/8"** = 0.006; **1/2"** = 0.010; **5/8"** = 0.016

PURGING EQUIPMENT CODES: **B** = Bailer; **BP** = Bladder Pump; **ESP** = Electric Submersible Pump; **PP** = Peristaltic Pump; **O** = Other (Specify)

*Parent Procedure, other procedures may reference this form in ETAPS. * Procedure # ROP-06-007

Electronically approved records are authenticated in the electronic document management system.

Information included in this material is proprietary and confidential and cannot be disclosed or used for any reason beyond the intended purpose without the prior written consent of Westinghouse Electric Company LLC.

© 2020 Westinghouse Electric Company LLC.
All Rights Reserved.

Westinghouse Proprietary Class 2
PRINTED COPIES ARE UNCONTROLLED

SAMPLING DATA

ELL No: L-36-37-41	SAMPLED BY (PRINT) / AFFILIATION: Jeremy Grant / AECOM		
SAMPLER(S) SIGNATURE(S):		SAMPLING START TIME: 16:15	SAMPLING END TIME: 16:30
TUBING MATERIAL CODE: HDPE	PUMP OR TUBING DEPTH IN WELL (feet): 40	DUPLICATE: Y (N)	
FIELD DECONTAMINATION: PUMP Y (N)	TUBING Y (N) (replaced)	SAMPLE COLLECTION METHOD: Low flow	

FIELD EQUIPMENT USED:	FIELD EQUIPMENT USED:	REMARKS:
MAKE: In-Situ	MAKE:	
MODEL: AquaTroll 600	MODEL:	
SERIAL NO: 496336	SERIAL NO:	

MATERIAL CODES: **AG** = Amber Glass; **CG** = Clear Glass; **HDPE** = High Density Polyethylene; **LDPE** = Low Density Polyethylene; **PP** = Polypropylene; **S** = Silicone; **T** = Teflon; **O** = Other (Specify)

NOTES:
1. STABILIZATION CRITERIA FOR RANGE OF VARIATION OF LAST THREE CONSECUTIVE READINGS:
   pH: + 1.0 units **Temperature**: + 3% **Specific Conductance**: + 3% **Dissolved Oxygen**: optionally, + 0.2 mg/L or + 10% (whichever is greater) **ORP**: + 10 mV
   Turbidity: all readings < 20 NTU; optionally + 5 NTU or + 10% (whichever is greater)

SAMPLED? Y OR N	# of bottles	Size	Material	Preservative	Preservative Lot Number	Analysis	Preferred Lab
N	1	250 ml	Plastic	H_2SO_4		Ammonia	WEC Chem Lab
Y	1	250 ml	Plastic	N/A		Conductivity[a]	WEC Chem Lab
					—	Fluoride[a]	
Y	1	250 ml	Plastic	N/A	—	Nitrate	Shealy
Y	3	50 ml	Glass vial	Vendor[b]	1497	VOC	Shealy
N	2	250 ml	Glass-amber	N/A		SVOC	Shealy
N	1	250 ml	Plastic	N/A		Tritium	GEL
Y	2	1 liter	Plastic	HNO_3			
						Gross Alpha	GEL
						Gross Beta	
						Isotopic U (α Spec)	
						Isotopic U (ICP-MS)	
						Total U (ICP-MS)	
					43102000	Tc-99 (liquid scint)	

Notes: [a] Ensure there is no headspace in the bottle.
[b] Glass vials for VOC collection are acidified by the vendor supplying the vials.

Retain form in area for 1 year, in Records Room - 3 years and offsite - 57 years.

© 2020 Westinghouse Electric Company LLC.
All Rights Reserved.
Westinghouse Proprietary Class 2
PRINTED COPIES ARE UNCONTROLLED

Low Flow Groundwater Sample Collection Record

WELL NO: L-37	SAMPLE ID: L-37-17-21	DATE: 12/8/20
TOTAL WELL LENGTH (feet) (A): 21	WATER TABLE DEPTH (feet) (B): 5	LENGTH OF WATER COLUMN (feet) (A-B): 16
CASING DIAMATER / MATL (inches): 1" SS	WELL SCREEN INTERVAL DEPTH: 17 feet to 21 feet	CALCULATED SYSTEM VOLUME:

PURGING DATA

	TUBING DIAMETER (inches): 1/4"		PURGE PUMP TYPE OR BAILER: PP
INITIAL PUMP OR TUBING DEPTH IN WELL (feet): 20.5	FINAL PUMP OR TUBING DEPTH IN WELL (feet): 20.5	PURGING START TIME: 1607	PURGING END TIME: 1627	TOTAL VOLUME PURGED (gallons): 2

TIME (24 HR)	CUMUL. VOLUME PURGED (gallons)	PURGE RATE (gpm)	DEPTH TO WATER (feet)	ORP (mV)	pH (standard units)	TEMP. (°C)	SPEC. COND. (circle units) µmhos/cm or µS/cm	DISSOLVED OXYGEN (circle units) mg/L or % saturation	TURBIDITY (NTUs)	COLOR (describe)	ODOR (describe)
1607	0	0.1	5	-13.7	6.08	15.5	231.7	5.06	3909.1	Gray	
1612	0.5	0.1	5	-41.7	6.12	17.3	228.2	0.20	2337.3		
1617	1.0	0.1	5	-44.6	6.12	17.3	225.9	0.15	1358.4	Lt gray	
1622	1.5	0.1	5	-38.6	6.11	17.2	224.0	0.18	762.9		
1627	2.0	0.1	5	-35.8	6.13	17.1	223.6	0.22	640.3		

WELL CAPACITY (Gallons Per Foot): **0.75"** = 0.02; **1"** = 0.04; **1.25"** = 0.06; **2"** = 0.16; **3"** = 0.37; **4"** = 0.65; **5"** = 1.02; **6"** = 1.47; **12"** = 5.88
TUBING INSIDE DIA. CAPACITY (Gal./Ft.): **1/8"** = 0.0006; **3/16"** = 0.0014; **1/4"** = 0.0026; **5/16"** = 0.004; **3/8"** = 0.006; **1/2"** = 0.010; **5/8"** = 0.016
PURGING EQUIPMENT CODES: **B** = Bailer; **BP** = Bladder Pump; **ESP** = Electric Submersible Pump; **PP** = Peristaltic Pump; **O** = Other (Specify)

*Parent Procedure, other procedures may reference this form in ETAPS. * Procedure # ROP-06-007

Electronically approved records are authenticated in the electronic document management system.
Information included in this material is proprietary and confidential and cannot be disclosed or used for any reason beyond the intended purpose without the prior written consent of Westinghouse Electric Company LLC.
© 2020 Westinghouse Electric Company LLC.
All Rights Reserved.

Westinghouse Proprietary Class 2
PRINTED COPIES ARE UNCONTROLLED

SAMPLING DATA

WELL No:	SAMPLED BY (PRINT) / AFFILIATION:		
L-37-17-21	Jeremy Grant / AECOM		
SAMPLER(S) SIGNATURE(S): Jeremy Grant		SAMPLING START TIME: 1628	SAMPLING END TIME: 1638
TUBING MATERIAL CODE: HDPE	PUMP OR TUBING DEPTH IN WELL (feet): 20.5		DUPLICATE: Y (N)
FIELD DECONTAMINATION: PUMP Y (N)	TUBING Y (N) (replaced)		SAMPLE COLLECTION METHOD: Low Flow

FIELD EQUIPMENT USED:	FIELD EQUIPMENT USED:	REMARKS:
MAKE: In-Situ	MAKE:	
MODEL: Aqua Troll 600	MODEL:	
SERIAL NO: 496336	SERIAL NO:	

MATERIAL CODES: **AG** = Amber Glass; **CG** = Clear Glass; **HDPE** = High Density Polyethylene; **LDPE** = Low Density Polyethylene; **PP** = Polypropylene; **S** = Silicone; **T** = Teflon; **O** = Other (Specify)

NOTES:
1. STABILIZATION CRITERIA FOR RANGE OF VARIATION OF LAST THREE CONSECUTIVE READINGS:
pH: + 1.0 units **Temperature**: + 3% **Specific Conductance**: + 3% **Dissolved Oxygen**: optionally, + 0.2 mg/L or + 10% (whichever is greater) **ORP**: + 10 mV
Turbidity: all readings < 20 NTU; optionally + 5 NTU or + 10% (whichever is greater)

SAMPLED? Y OR N	# of bottles	Size	Material	Preservative	Preservative Lot Number	Analysis	Preferred Lab
N	1	250 ml	Plastic	H_2SO_4		Ammonia	WEC Chem Lab
Y	1	250 ml	Plastic	N/A		Conductivity[a]	WEC Chem Lab
						Fluoride[a]	
Y	1	250 ml	Plastic	N/A		Nitrate	Shealy
Y	3	50 ml	Glass vial	Vendor[b]	1496	VOC	Shealy
N	2	250 ml	Glass-amber	N/A		SVOC	Shealy
N	1	250 ml	Plastic	N/A		Tritium	GEL
Y	2	1 liter	Plastic	HNO_3			
						Gross Alpha	GEL
						Gross Beta	
						Isotopic U (α Spec)	
						Isotopic U (ICP-MS)	
						Total U (ICP-MS)	
					43102000	Tc-99 (liquid scint) (Total + dissolved)	

Notes: [a] Ensure there is no headspace in the bottle.
[b] Glass vials for VOC collection are acidified by the vendor supplying the vials.

Retain form in area for 1 year, in Records Room - 3 years and offsite - 57 years.

© 2020 Westinghouse Electric Company LLC.
All Rights Reserved.
Westinghouse Proprietary Class 2
PRINTED COPIES ARE UNCONTROLLED

Low Flow Groundwater Sample Collection Record

WELL NO: L-37	SAMPLE ID: L-37-26-30	DATE: 12/5/20
TOTAL WELL LENGTH (feet) (A): 30	WATER TABLE DEPTH (feet) (B): 5	LENGTH OF WATER COLUMN (feet) (A-B): 25
CASING DIAMATER / MATL (inches): 1" SS	WELL SCREEN INTERVAL DEPTH: 26 feet to 30 feet	CALCULATED SYSTEM VOLUME:

PURGING DATA

	TUBING DIAMETER (inches): 1/4"		PURGE PUMP TYPE OR BAILER: PP
INITIAL PUMP OR TUBING DEPTH IN WELL (feet): 29.5	FINAL PUMP OR TUBING DEPTH IN WELL (feet): 29.5	PURGING START TIME: 1654	PURGING END TIME: 1714	TOTAL VOLUME PURGED (gallons): 2

TIME (24 HR)	CUMUL. VOLUME PURGED (gallons)	PURGE RATE (gpm)	DEPTH TO WATER (feet)	ORP (mV)	pH (standard units)	TEMP. (°C)	SPEC. COND. (circle units) µmhos/cm or µS/cm	DISSOLVED OXYGEN (circle units) mg/L or % saturation	TURBIDITY (NTUs)	COLOR (describe)	ODOR (describe)
1654	0	0.1	5	-8.28	6.19	14.4	228.0	9.06	713.9	Gray	
1659	0.5	0.1	5	-21.5	5.99	17.0	176.1	0.40	4313.7	"	
1704	1	0.1	5	-37.6	6.03	17.1	176.1	0.27	3565.1	"	
1709	1.5	0.1	5	-54.0	6.17	17.0	176.5	0.16	2238.2	LE Gray	
1714	2.0	0.1	5	-60.4	6.22	17.0	176.7	0.36	2146.2	"	

WELL CAPACITY (Gallons Per Foot): **0.75"** = 0.02; **1"** = 0.04; **1.25"** = 0.06; **2"** = 0.16; **3"** = 0.37; **4"** = 0.65; **5"** = 1.02; **6"** = 1.47; **12"** = 5.88
TUBING INSIDE DIA. CAPACITY (Gal./Ft.): **1/8"** = 0.0006; **3/16"** = 0.0014; **1/4"** = 0.0026; **5/16"** = 0.004; **3/8"** = 0.006; **1/2"** = 0.010; **5/8"** = 0.016

PURGING EQUIPMENT CODES: **B** = Bailer; **BP** = Bladder Pump; **ESP** = Electric Submersible Pump; **PP** = Peristaltic Pump; **O** = Other (Specify)

*Parent Procedure, other procedures may reference this form in ETAPS. * Procedure # ROP-06-007

Electronically approved records are authenticated in the electronic document management system.

Information included in this material is proprietary and confidential and cannot be disclosed or used for any reason beyond the intended purpose without the prior written consent of Westinghouse Electric Company LLC.

© 2020 Westinghouse Electric Company LLC.
All Rights Reserved.

Westinghouse Proprietary Class 2
PRINTED COPIES ARE UNCONTROLLED

SAMPLING DATA

WELL No: L-37-26-30	SAMPLED BY (PRINT) / AFFILIATION: Jeremy Grant/AECOM		
SAMPLER(S) SIGNATURE(S):		SAMPLING START TIME: 1715	SAMPLING END TIME: 1725
TUBING MATERIAL CODE: HDPE	PUMP OR TUBING DEPTH IN WELL (feet): 29.5	DUPLICATE: Y (N)	
FIELD DECONTAMINATION: PUMP Y (N)	TUBING Y (N) (replaced)	SAMPLE COLLECTION METHOD: Low Flow	

FIELD EQUIPMENT USED:	FIELD EQUIPMENT USED:	REMARKS:
MAKE: In-Situ	MAKE:	
MODEL: AquaTroll 600	MODEL:	
SERIAL NO: 496336	SERIAL NO:	

MATERIAL CODES: **AG** = Amber Glass; **CG** = Clear Glass; **HDPE** = High Density Polyethylene; **LDPE** = Low Density Polyethylene; **PP** = Polypropylene; **S** = Silicone; **T** = Teflon; **O** = Other (Specify)

NOTES:
1. STABILIZATION CRITERIA FOR RANGE OF VARIATION OF LAST THREE CONSECUTIVE READINGS:
pH: + 1.0 units **Temperature**: + 3% **Specific Conductance**: + 3% **Dissolved Oxygen**: optionally, + 0.2 mg/L or + 10% (whichever is greater) **ORP**: + 10 mV
Turbidity: all readings < 20 NTU; optionally + 5 NTU or + 10% (whichever is greater)

SAMPLED? Y OR N	# of bottles	Size	Material	Preservative	Preservative Lot Number	Analysis	Preferred Lab
N	1	250 ml	Plastic	H_2SO_4		Ammonia	WEC Chem Lab
Y	1	250 ml	Plastic	N/A		Conductivity[a]	WEC Chem Lab
						Fluoride[a]	
Y	1	250 ml	Plastic	N/A		Nitrate	Shealy
Y	3	50 ml	Glass vial	Vendor[b]	1496	VOC	Shealy
N	2	250 ml	Glass-amber	N/A		SVOC	Shealy
N	1	250 ml	Plastic	N/A		Tritium	GEL
Y	2	1 liter	Plastic	HNO_3			
						Gross Alpha	GEL
						Gross Beta	
						Isotopic U (α Spec)	
						Isotopic U (ICP-MS)	
						Total U (ICP-MS)	
					431020000	Tc-99 (liquid scint) (Total + dissolved)	

Notes: [a] Ensure there is no headspace in the bottle.
[b] Glass vials for VOC collection are acidified by the vendor supplying the vials.

Retain form in area for 1 year, in Records Room - 3 years and offsite - 57 years.

*Parent Procedure, other procedures may reference this form in ETAPS.

© 2020 Westinghouse Electric Company LLC.
All Rights Reserved.

Westinghouse Proprietary Class 2
PRINTED COPIES ARE UNCONTROLLED

Low Flow Groundwater Sample Collection Record

WELL NO: L-38-17-21	SAMPLE ID: L-38-17-21	DATE: 12/8/20
TOTAL WELL LENGTH (feet) (A): 21	WATER TABLE DEPTH (feet) (B): 5	LENGTH OF WATER COLUMN (feet) (A-B): 16
CASING DIAMATER / MATL (inches): 1" SS	WELL SCREEN INTERVAL DEPTH: 17 feet to 21 feet	CALCULATED SYSTEM VOLUME:

PURGING DATA

	TUBING DIAMETER (inches): 1/4"		PURGE PUMP TYPE OR BAILER: PP
INITIAL PUMP OR TUBING DEPTH IN WELL (feet): 20.5	FINAL PUMP OR TUBING DEPTH IN WELL (feet): 20.5	PURGING START TIME: 12:39	PURGING END TIME: 13:07	TOTAL VOLUME PURGED (gallons): 0.25

TIME (24 HR)	CUMUL. VOLUME PURGED (gallons)	PURGE RATE (gpm)	DEPTH TO WATER (feet)	ORP (mV)	pH (standard units)	TEMP. (°C)	SPEC. COND. (circle units) µmhos/cm or µS/cm	DISSOLVED OXYGEN (circle units) mg/L or % saturation	TURBIDITY (NTUs)	COLOR (describe)	ODOR (describe)
239 [illegible]	0	0.05	5	-52.65	6.15	16.9	393.3	2.76	2163.3	Gray	
1302	0.125	0.05	5	-92.2	6.22	16.[illegible]	3[illegible]75.4	[illegible]0.39	2536.0	Lt gray	
1307	0.25	0.05	5	-55.7	6.06	16.7	380.8	1.13	277.7	Clear gray	

WELL CAPACITY (Gallons Per Foot): **0.75"** = 0.02; **1"** = 0.04; **1.25"** = 0.06; **2"** = 0.16; **3"** = 0.37; **4"** = 0.65; **5"** = 1.02; **6"** = 1.47; **12"** = 5.88
TUBING INSIDE DIA. CAPACITY (Gal./Ft.): **1/8"** = 0.0006; **3/16"** = 0.0014; **1/4"** = 0.0026; **5/16"** = 0.004; **3/8"** = 0.006; **1/2"** = 0.010; **5/8"** = 0.016

PURGING EQUIPMENT CODES: **B** = Bailer; **BP** = Bladder Pump; **ESP** = Electric Submersible Pump; **PP** = Peristaltic Pump; **O** = Other (Specify)

*Parent Procedure, other procedures may reference this form in ETAPS. * Procedure # ROP-06-007

Electronically approved records are authenticated in the electronic document management system.

Information included in this material is proprietary and confidential and cannot be disclosed or used for any reason beyond the intended purpose without the prior written consent of Westinghouse Electric Company LLC.

© 2020 Westinghouse Electric Company LLC. All Rights Reserved.

Westinghouse Proprietary Class 2
PRINTED COPIES ARE UNCONTROLLED

SAMPLING DATA

ELL No: L-38-17-21	SAMPLED BY (PRINT) / AFFILIATION: Jeremy Grant / AECOM		
SAMPLER(S) SIGNATURE(S): Jeremy Grant		SAMPLING START TIME: 1323	SAMPLING END TIME: 1431
TUBING MATERIAL CODE: HDPE	PUMP OR TUBING DEPTH IN WELL (feet): 20.5		DUPLICATE: Y (N)
FIELD DECONTAMINATION: PUMP Y (N)	TUBING Y (N) (replaced)		SAMPLE COLLECTION METHOD: Low Flow

FIELD EQUIPMENT USED:	FIELD EQUIPMENT USED:	REMARKS:
MAKE: In-Situ	MAKE:	Pumped dry < 1 Liter. Pumped dry twice then pulled sample.
MODEL: AquaTroll 600	MODEL:	
SERIAL NO: 496336	SERIAL NO:	

MATERIAL CODES: **AG** = Amber Glass; **CG** = Clear Glass; **HDPE** = High Density Polyethylene; **LDPE** = Low Density Polyethylene; **PP** = Polypropylene; **S** = Silicone; **T** = Teflon; **O** = Other (Specify)

NOTES:
1. STABILIZATION CRITERIA FOR RANGE OF VARIATION OF LAST THREE CONSECUTIVE READINGS:
pH: + 1.0 units **Temperature**: + 3% **Specific Conductance**: + 3% **Dissolved Oxygen**: optionally, + 0.2 mg/L or + 10% (whichever is greater) **ORP**: + 10 mV
Turbidity: all readings < 20 NTU; optionally + 5 NTU or + 10% (whichever is greater)

SAMPLED? Y OR N	# of bottles	Size	Material	Preservative	Preservative Lot Number	Analysis	Preferred Lab
N	1	250 ml	Plastic	H_2SO_4		Ammonia	WEC Chem Lab
Y	1	250 ml	Plastic	N/A		Conductivity[a]	WEC Chem Lab
						Fluoride[a]	
Y	1	250 ml	Plastic	N/A		Nitrate	Shealy
Y	3	50 ml	Glass vial	Vendor[b]	1496	VOC	Shealy
N	2	250 ml	Glass-amber	N/A		SVOC	Shealy
N	1	250 ml	Plastic	N/A		Tritium	GEL
Y	2	1 liter	Plastic	HNO_3			
						Gross Alpha	GEL
						Gross Beta	
						Isotopic U (α Spec)	
						Isotopic U (ICP-MS)	
						Total U (ICP-MS)	
					43102000	Tc-99 (liquid scint) (Total + dissolved)	

Notes: [a] Ensure there is no headspace in the bottle.
[b] Glass vials for VOC collection are acidified by the vendor supplying the vials.

Retain form in area for 1 year, in Records Room - 3 years and offsite - 57 years.

© 2020 Westinghouse Electric Company LLC.
All Rights Reserved.

Westinghouse Proprietary Class 2
PRINTED COPIES ARE UNCONTROLLED

Low Flow Groundwater Sample Collection Record

WELL NO: L-38	SAMPLE ID: L-38-20-30	DATE: 12/8/20
TOTAL WELL LENGTH (feet) (A): 30	WATER TABLE DEPTH (feet) (B): 5	LENGTH OF WATER COLUMN (feet) (A-B): 25
CASING DIAMATER / MATL (inches): 1" SS	WELL SCREEN INTERVAL DEPTH: 20 feet to 30 feet	CALCULATED SYSTEM VOLUME:

PURGING DATA

TUBING DIAMETER (inches): 1/4"			PURGE PUMP TYPE OR BAILER: PP
INITIAL PUMP OR TUBING DEPTH IN WELL (feet): 29.5	FINAL PUMP OR TUBING DEPTH IN WELL (feet): 29.5	PURGING START TIME: 1450	PURGING END TIME: 1510	TOTAL VOLUME PURGED (gallons): 2

TIME (24 HR)	CUMUL. VOLUME PURGED (gallons)	PURGE RATE (gpm)	DEPTH TO WATER (feet)	ORP (mV)	pH (standard units)	TEMP. (°C)	SPEC. COND. (circle units) µmhos/cm or µS/cm	DISSOLVED OXYGEN (circle units) mg/L or % saturation	TURBIDITY (NTUs)	COLOR (describe)	ODOR (describe)
1450	0	0.1	5	-49.3	6.32	16.2	393.9	7.06	604.3	Gray brown	
1455	0.5	0.1	5	-40.1	6.00	17.0	314.0	0.45	2918.1	"	"
1500	1.0	0.1	5	-48.8	5.99	16.9	313.6	0.47	2543.5	"	"
1505	1.5	0.1	5	-60.6	6.13	16.8	312.3	0.48	2022.0	"	"
1510	2.0	0.1	5	-66.5	6.30	16.8	313.3	0.49	1960.4	"	"

WELL CAPACITY (Gallons Per Foot): **0.75"** = 0.02; **1"** = 0.04; **1.25"** = 0.06; **2"** = 0.16; **3"** = 0.37; **4"** = 0.65; **5"** = 1.02; **6"** = 1.47; **12"** = 5.88
TUBING INSIDE DIA. CAPACITY (Gal./Ft.): **1/8"** = 0.0006; **3/16"** = 0.0014; **1/4"** = 0.0026; **5/16"** = 0.004; **3/8"** = 0.006; **1/2"** = 0.010; **5/8"** = 0.016
PURGING EQUIPMENT CODES: **B** = Bailer; **BP** = Bladder Pump; **ESP** = Electric Submersible Pump; **PP** = Peristaltic Pump; **O** = Other (Specify)

*Parent Procedure, other procedures may reference this form in ETAPS. * Procedure # ROP-06-007

Electronically approved records are authenticated in the electronic document management system.
Information included in this material is proprietary and confidential and cannot be disclosed or used for any reason beyond the intended purpose without the prior written consent of Westinghouse Electric Company LLC.
© 2020 Westinghouse Electric Company LLC. All Rights Reserved.

Westinghouse Proprietary Class 2
PRINTED COPIES ARE UNCONTROLLED

SAMPLING DATA

WELL No: L-38-36-30	SAMPLED BY (PRINT) / AFFILIATION: Jeremy Grant/AECOM		
SAMPLER(S) SIGNATURE(S):		SAMPLING START TIME: 15:11	SAMPLING END TIME: 1520
TUBING MATERIAL CODE: HDPE	PUMP OR TUBING DEPTH IN WELL (feet): 29.5	DUPLICATE: Y (N)	
FIELD DECONTAMINATION: PUMP Y (N)	TUBING Y (N) (replaced)	SAMPLE COLLECTION METHOD: Low flow	

FIELD EQUIPMENT USED:	FIELD EQUIPMENT USED:	REMARKS:
MAKE: In-Situ	MAKE:	
MODEL: AquaTroll 600	MODEL:	
SERIAL NO: 496336	SERIAL NO:	

MATERIAL CODES: **AG** = Amber Glass; **CG** = Clear Glass; **HDPE** = High Density Polyethylene; **LDPE** = Low Density Polyethylene; **PP** = Polypropylene; **S** = Silicone; **T** = Teflon; **O** = Other (Specify)

NOTES:
1. STABILIZATION CRITERIA FOR RANGE OF VARIATION OF LAST THREE CONSECUTIVE READINGS:
pH: + 1.0 units **Temperature**: + 3% **Specific Conductance**: + 3% **Dissolved Oxygen**: optionally, + 0.2 mg/L or + 10% (whichever is greater) **ORP**: + 10 mV
Turbidity: all readings < 20 NTU; optionally + 5 NTU or + 10% (whichever is greater)

SAMPLED? Y OR N	# of bottles	Size	Material	Preservative	Preservative Lot Number	Analysis	Preferred Lab
N	1	250 ml	Plastic	H_2SO_4		Ammonia	WEC Chem Lab
Y	1	250 ml	Plastic	N/A		Conductivity[a]	WEC Chem Lab
						Fluoride[a]	
Y	1	250 ml	Plastic	N/A		Nitrate	Shealy
Y	3	50 ml	Glass vial	Vendor[b]	1496	VOC	Shealy
N	2	250 ml	Glass-amber	N/A		SVOC	Shealy
N	1	250 ml	Plastic	N/A		Tritium	GEL
Y	2	1 liter	Plastic	HNO_3			
						Gross Alpha	GEL
						Gross Beta	
						Isotopic U (α Spec)	
						Isotopic U (ICP-MS)	
						Total U (ICP-MS)	
					43102000	Tc-99 (liquid scint) (Total + dissolved)	

Notes: [a] Ensure there is no headspace in the bottle.
[b] Glass vials for VOC collection are acidified by the vendor supplying the vials.

Retain form in area for 1 year, in Records Room - 3 years and offsite - 57 years.

© 2020 Westinghouse Electric Company LLC.
All Rights Reserved.

Westinghouse Proprietary Class 2
PRINTED COPIES ARE UNCONTROLLED

Low Flow Groundwater Sample Collection Record

WELL NO: L-39	SAMPLE ID: L-39-31-35	DATE: 11/16/20
TOTAL WELL LENGTH (feet) (A): 35	WATER TABLE DEPTH (feet) (B): ~ 9'	LENGTH OF WATER COLUMN (feet) (A-B): ≈ 26
CASING DIAMATER / MATL (inches): 1"	WELL SCREEN INTERVAL DEPTH: 31 feet to 35 feet	CALCULATED SYSTEM VOLUME:

PURGING DATA

	TUBING DIAMETER (inches):		PURGE PUMP TYPE OR BAILER:

INITIAL PUMP OR TUBING DEPTH IN WELL (feet):	FINAL PUMP OR TUBING DEPTH IN WELL (feet):	PURGING START TIME: 14:35	PURGING END TIME: 15:10	TOTAL VOLUME PURGED (gallons): 1.5

TIME (24 HR)	CUMUL. VOLUME PURGED (gallons)	PURGE RATE (gpm)	DEPTH TO WATER (feet)	ORP (mV)	pH (standard units)	TEMP. (°C)	SPEC. COND. (circle units) µmhos/cm or µS/cm	DISSOLVED OXYGEN (circle units) mg/L or % saturation	TURBIDITY (NTUs)	COLOR (describe)	ODOR (describe)
14:37				211.34	6.98	22.96	0.1566	8.59	0	Orange	
14:44				209.61	7.26	23.23	0.1658	8.11	0	Lt Or	
14:49				212.14	7.13	22.86	0.1649	8.08	0	Lt Or	
14:54				214.20	7.03	22.48	0.1362	8.11	0	clear	
14:59				215.41	6.99	22.23	0.1451	8.13	0	clear	
15:05				216.45	6.98	22.13	0.0900	8.12	0	clear	
15:10				217.49	6.93	22.02	0.0893	8.14	0	clear	

WELL CAPACITY (Gallons Per Foot): **0.75"** = 0.02; **1"** = 0.04; **1.25"** = 0.06; **2"** = 0.16; **3"** = 0.37; **4"** = 0.65; **5"** = 1.02; **6"** = 1.47; **12"** = 5.88
TUBING INSIDE DIA. CAPACITY (Gal./Ft.): **1/8"** = 0.0006; **3/16"** = 0.0014; **1/4"** = 0.0026; **5/16"** = 0.004; **3/8"** = 0.006; **1/2"** = 0.010; **5/8"** = 0.016

PURGING EQUIPMENT CODES: **B** = Bailer; **BP** = Bladder Pump; **ESP** = Electric Submersible Pump; **PP** = Peristaltic Pump; **O** = Other (Specify)

*Parent Procedure, other procedures may reference this form in ETAPS. * Procedure # ROP-06-007

Electronically approved records are authenticated in the electronic document management system.

Information included in this material is proprietary and confidential and cannot be disclosed or used for any reason beyond the intended purpose without the prior written consent of Westinghouse Electric Company LLC.

© 2020 Westinghouse Electric Company LLC. All Rights Reserved.

Westinghouse Proprietary Class 2
PRINTED COPIES ARE UNCONTROLLED

SAMPLING DATA

ELL No: L-39	SAMPLED BY (PRINT) / AFFILIATION: Jeremy Grant / AECOM		
SAMPLER(S) SIGNATURE(S): [signature]		SAMPLING START TIME:	SAMPLING END TIME:
TUBING MATERIAL CODE: HDPE	PUMP OR TUBING DEPTH IN WELL (feet): 33	DUPLICATE: Y (N)	
FIELD DECONTAMINATION: PUMP Y (N)	TUBING Y (N) (replaced)	SAMPLE COLLECTION METHOD: PP	

FIELD EQUIPMENT USED:	FIELD EQUIPMENT USED:	REMARKS:
MAKE:	MAKE:	
MODEL:	MODEL:	
SERIAL NO:	SERIAL NO:	

MATERIAL CODES: **AG** = Amber Glass; **CG** = Clear Glass; **HDPE** = High Density Polyethylene; **LDPE** = Low Density Polyethylene; **PP** = Polypropylene; **S** = Silicone; **T** = Teflon; **O** = Other (Specify)

NOTES:
1. STABILIZATION CRITERIA FOR RANGE OF VARIATION OF LAST THREE CONSECUTIVE READINGS:
   pH: + 1.0 units **Temperature**: + 3% **Specific Conductance**: + 3% **Dissolved Oxygen**: optionally, + 0.2 mg/L or + 10% (whichever is greater) **ORP**: + 10 mV
   Turbidity: all readings < 20 NTU; optionally + 5 NTU or + 10% (whichever is greater)

SAMPLED? Y OR N	# of bottles	Size	Material	Preservative	Preservative Lot Number	Analysis	Preferred Lab
	1	250 ml	Plastic	H_2SO_4		Ammonia	WEC Chem Lab
	1	250 ml	Plastic	N/A		Conductivity[a]	WEC Chem Lab
						Fluoride[a]	
	1	250 ml	Plastic	N/A		Nitrate	Shealy
	3	50 ml	Glass vial	Vendor[b]		VOC	Shealy
	2	250 ml	Glass-amber	N/A		SVOC	Shealy
	1	250 ml	Plastic	N/A		Tritium	GEL
	2	1 liter	Plastic	HNO_3			
2 500mL plastic w/ nitric acid Dissolved sample field filtered w/ 0.45 micron filter						Gross Alpha	GEL
						Gross Beta	
						Isotopic U (α Spec)	
						Isotopic U (ICP-MS)	
						Total U (ICP-MS)	
					431020000	Tc-99 (liquid scint) Total + dissolved	

Notes: [a] Ensure there is no headspace in the bottle.
[b] Glass vials for VOC collection are acidified by the vendor supplying the vials.

Retain form in area for 1 year, in Records Room - 3 years and offsite - 57 years.

© 2020 Westinghouse Electric Company LLC. All Rights Reserved.

Westinghouse Proprietary Class 2
PRINTED COPIES ARE UNCONTROLLED

Low Flow Groundwater Sample Collection Record

WELL NO: L-B40	SAMPLE ID: L-40-33-37	DATE: 11/17/20
TOTAL WELL LENGTH (feet) (A): 37	WATER TABLE DEPTH (feet) (B): ≈13'	LENGTH OF WATER COLUMN (feet) (A-B): 24'
CASING DIAMATER / MATL (inches): 1"/SS	WELL SCREEN INTERVAL DEPTH: 33 feet to 37 feet	CALCULATED SYSTEM VOLUME:

PURGING DATA

	TUBING DIAMETER (inches): 1/4"		PURGE PUMP TYPE OR BAILER: Peristaltic
INITIAL PUMP OR TUBING DEPTH IN WELL (feet):	FINAL PUMP OR TUBING DEPTH IN WELL (feet):	PURGING START TIME:	PURGING END TIME:	TOTAL VOLUME PURGED (gallons):

TIME (24 HR)	CUMUL. VOLUME PURGED (gallons)	PURGE RATE (gpm)	DEPTH TO WATER (feet)	ORP (mV)	pH (standard units)	TEMP. (°C)	SPEC. COND. (circle units) µmhos/cm or (µS/cm)	DISSOLVED OXYGEN (circle units) mg/L or % saturation	TURBIDITY (NTUs)	COLOR (describe)	ODOR (describe)
13:50	0		13	-59.88	6.68	24.06	103.76	1.89	5986.9	Orange	
13:55	0.05	0.1	13	-311.97	6.44	23.17	108.94	0.89	5540.01	Lt. Orange	
14:00	1.0	0.1	13	-269.63	6.25	22.88	105.63	1.32	3578.60	"	
14:05	1.5	0.1	13	-239.88	6.13	22.77	100.49	1.61	2104.68	"	"
14:10	2.0	0.1	13	-225.81	6.09	22.60	97.69	1.73	1062.05	"	"
14:15	2.5	0.1	13	-212.36	6.07	22.55	95.11	1.88	558.06	Clear	
14:20	3.0	0.1	13	-202.81	6.06	22.44	92.88	1.97	136.07	Clear	
Total purge ≈ 3 gallons											
Sample collected @ 14:24											

WELL CAPACITY (Gallons Per Foot): **0.75"** = 0.02; **1"** = 0.04; **1.25"** = 0.06; **2"** = 0.16; **3"** = 0.37; **4"** = 0.65; **5"** = 1.02; **6"** = 1.47; **12"** = 5.88
TUBING INSIDE DIA. CAPACITY (Gal./Ft.): **1/8"** = 0.0006; **3/16"** = 0.0014; **1/4"** = 0.0026; **5/16"** = 0.004; **3/8"** = 0.006; **1/2"** = 0.010; **5/8"** = 0.016

PURGING EQUIPMENT CODES: **B** = Bailer; **BP** = Bladder Pump; **ESP** = Electric Submersible Pump; **PP** = Peristaltic Pump; **O** = Other (Specify)

*Parent Procedure, other procedures may reference this form in ETAPS. * Procedure # ROP-06-007

Electronically approved records are authenticated in the electronic document management system.

Information included in this material is proprietary and confidential and cannot be disclosed or used for any reason beyond the intended purpose without the prior written consent of Westinghouse Electric Company LLC.

© 2020 Westinghouse Electric Company LLC.
All Rights Reserved.

Westinghouse Proprietary Class 2
PRINTED COPIES ARE UNCONTROLLED

SAMPLING DATA

WELL No: L-40	SAMPLED BY (PRINT) / AFFILIATION: Jeremy Grant / AECOM		
SAMPLER(S) SIGNATURE(S): Jeremy Grant		SAMPLING START TIME: 14:24	SAMPLING END TIME: 14:45
TUBING MATERIAL CODE: HDPE	PUMP OR TUBING DEPTH IN WELL (feet): 35	DUPLICATE: Y (N)	
FIELD DECONTAMINATION: PUMP Y (N) TUBING Y (N) (replaced)		SAMPLE COLLECTION METHOD:	

FIELD EQUIPMENT USED:	FIELD EQUIPMENT USED:	REMARKS:
MAKE:	MAKE:	
MODEL:	MODEL:	
SERIAL NO:	SERIAL NO:	

MATERIAL CODES: **AG** = Amber Glass; **CG** = Clear Glass; **HDPE** = High Density Polyethylene; **LDPE** = Low Density Polyethylene; **PP** = Polypropylene; **S** = Silicone; **T** = Teflon; **O** = Other (Specify)

NOTES:
1. **STABILIZATION CRITERIA FOR RANGE OF VARIATION OF LAST THREE CONSECUTIVE READINGS:**
   pH: + 1.0 units **Temperature**: + 3% **Specific Conductance**: + 3% **Dissolved Oxygen**: optionally, + 0.2 mg/L or + 10% (whichever is greater) **ORP**: + 10 mV
   Turbidity: all readings < 20 NTU; optionally + 5 NTU or + 10% (whichever is greater)

SAMPLED? Y OR N	# of bottles	Size	Material	Preservative	Preservative Lot Number	Analysis	Preferred Lab
N	1	250 ml	Plastic	H_2SO_4		Ammonia	WEC Chem Lab
N	1	250 ml	Plastic	N/A		Conductivity[a]	WEC Chem Lab
						Fluoride[a]	
N	1	250 ml	Plastic	N/A		Nitrate	Shealy
Y	3	50 ml	Glass vial	Vendor[b] HCl	B029301VB	VOC	Shealy
N	2	250 ml	Glass-amber	N/A		SVOC	Shealy
N	1	250 ml	Plastic	N/A		Tritium	GEL
N	2	1 liter	Plastic	HNO_3			
2 500 mL Plastic HNO_3 Dissolved and total Tc-99 ↑ Field filtered w/ 0.45 micron filter						Gross Alpha	GEL
						Gross Beta	
						Isotopic U (α Spec)	
						Isotopic U (ICP-MS)	
						Total U (ICP-MS)	
					43102000	Tc-99 (liquid scint) Total + dissolved	

Notes: [a] Ensure there is no headspace in the bottle.
[b] Glass vials for VOC collection are acidified by the vendor supplying the vials.

Retain form in area for 1 year, in Records Room - 3 years and offsite - 57 years.

© 2020 Westinghouse Electric Company LLC.
All Rights Reserved.
Westinghouse Proprietary Class 2
PRINTED COPIES ARE UNCONTROLLED

Low Flow Groundwater Sample Collection Record

WELL NO: L-41	SAMPLE ID: L-41-31-35	DATE: 12/7/20
TOTAL WELL LENGTH (feet) (A): 35	WATER TABLE DEPTH (feet) (B): 12	LENGTH OF WATER COLUMN (feet) (A-B): 23
CASING DIAMATER / MATL (inches): 1" SS	WELL SCREEN INTERVAL DEPTH: 31 feet to 35 feet	CALCULATED SYSTEM VOLUME:

PURGING DATA

	TUBING DIAMETER (inches): 1/4"		PURGE PUMP TYPE OR BAILER:

INITIAL PUMP OR TUBING DEPTH IN WELL (feet): 34.5	FINAL PUMP OR TUBING DEPTH IN WELL (feet): 34.5	PURGING START TIME: 1349	PURGING END TIME: 1425	TOTAL VOLUME PURGED (gallons): 3.5

TIME (24 HR)	CUMUL. VOLUME PURGED (gallons)	PURGE RATE (gpm)	DEPTH TO WATER (feet)	ORP (mV)	pH (standard units)	TEMP. (°C)	SPEC. COND. (circle units) µmhos/cm or µS/cm	DISSOLVED OXYGEN (circle units) mg/L or % saturation	TURBIDITY (NTUs)	COLOR (describe)	ODOR (describe)
1349	0	0.1	12	2.3	6.10	22.1	83.0	6.24	3684.8	Lt gray	
1354	0.5	0.1	12	-74.7	6.15	23.3	71.1	1.37	4947.8	"	"
1359	1	0.1	12	-61.3	6.17	22.8	68.6	1.84	4507.8	"	"
1404	1.5	0.1	12	-54.0	6.17	22.8	64.3	2.28	3480.6	"	"
1410	2	0.1	12	-43.8	6.15	22.5	62.9	2.55	3011.5	"	"
1415	2.5	0.1	12	-74.0	6.19	22.2	60.4	2.67	1748.2	"	"
1420	3	0.1	12	~~-82.0~~	6.20	22.0	62.1	2.75	1267.2	"	"
1425	3.5	0.1	12	-47.5	6.20	21.8	62.0	2.68	1160.9	"	"
				-44.7							

WELL CAPACITY (Gallons Per Foot): **0.75"** = 0.02; **1"** = 0.04; **1.25"** = 0.06; **2"** = 0.16; **3"** = 0.37; **4"** = 0.65; **5"** = 1.02; **6"** = 1.47; **12"** = 5.88
TUBING INSIDE DIA. CAPACITY (Gal./Ft.): **1/8"** = 0.0006; **3/16"** = 0.0014; **1/4"** = 0.0026; **5/16"** = 0.004; **3/8"** = 0.006; **1/2"** = 0.010; **5/8"** = 0.016

PURGING EQUIPMENT CODES: **B** = Bailer; **BP** = Bladder Pump; **ESP** = Electric Submersible Pump; **PP** = Peristaltic Pump; **O** = Other (Specify)

*Parent Procedure, other procedures may reference this form in ETAPS. * Procedure # ROP-06-007

Electronically approved records are authenticated in the electronic document management system.
Information included in this material is proprietary and confidential and cannot be disclosed or used for any reason beyond the intended purpose without the prior written consent of Westinghouse Electric Company LLC.
© 2020 Westinghouse Electric Company LLC. All Rights Reserved.

Westinghouse Proprietary Class 2
PRINTED COPIES ARE UNCONTROLLED

SAMPLING DATA

WELL No: L-41-31-35	SAMPLED BY (PRINT) / AFFILIATION: Jeremy Grant/AECOM		
SAMPLER(S) SIGNATURE(S):		SAMPLING START TIME: 14:26	SAMPLING END TIME: 14:36
TUBING MATERIAL CODE: HDPE	PUMP OR TUBING DEPTH IN WELL (feet): 34.5	DUPLICATE: Y (N)	
FIELD DECONTAMINATION: PUMP Y (N)	TUBING Y (N) (replaced)	SAMPLE COLLECTION METHOD: Low flow	

FIELD EQUIPMENT USED:	FIELD EQUIPMENT USED:	REMARKS:
MAKE: In-Situ	MAKE:	
MODEL: Aqua Troll 600	MODEL:	
SERIAL NO: 496336	SERIAL NO:	

MATERIAL CODES: **AG** = Amber Glass; **CG** = Clear Glass; **HDPE** = High Density Polyethylene; **LDPE** = Low Density Polyethylene; **PP** = Polypropylene; **S** = Silicone; **T** = Teflon; **O** = Other (Specify)

NOTES:
1. STABILIZATION CRITERIA FOR RANGE OF VARIATION OF LAST THREE CONSECUTIVE READINGS:
pH: ± 1.0 units **Temperature**: ± 3% **Specific Conductance**: ± 3% **Dissolved Oxygen**: optionally, ± 0.2 mg/L or ± 10% (whichever is greater) **ORP**: ± 10 mV
Turbidity: all readings < 20 NTU; optionally ± 5 NTU or ± 10% (whichever is greater)

SAMPLED? Y OR N	# of bottles	Size	Material	Preservative	Preservative Lot Number	Analysis	Preferred Lab
N	1	250 ml	Plastic	H_2SO_4		Ammonia	WEC Chem Lab
N	1	250 ml	Plastic	N/A		Conductivity[a]	WEC Chem Lab
						Fluoride[a]	
N	1	250 ml	Plastic	N/A		Nitrate	Shealy
Y	3	50 ml	Glass vial	Vendor[b]	1496	VOC	Shealy
N	2	250 ml	Glass-amber	N/A		SVOC	Shealy
N	1	250 ml	Plastic	N/A		Tritium	GEL
Y	2	1 liter	Plastic	HNO_3			
						Gross Alpha	GEL
						Gross Beta	
						Isotopic U (α Spec)	
						Isotopic U (ICP-MS)	
						Total U (ICP-MS)	
					431020000	Tc-99 (liquid scint) (Total + dissolved)	

Notes: [a] Ensure there is no headspace in the bottle.
[b] Glass vials for VOC collection are acidified by the vendor supplying the vials.

Retain form in area for 1 year, in Records Room - 3 years and offsite - 57 years.

© 2020 Westinghouse Electric Company LLC.
All Rights Reserved.

Westinghouse Proprietary Class 2
PRINTED COPIES ARE UNCONTROLLED

Low Flow Groundwater Sample Collection Record

WELL NO: L-42	SAMPLE ID: L-42-24-28	DATE: 11/24/20
TOTAL WELL LENGTH (feet) (A): 28	WATER TABLE DEPTH (feet) (B): 18	LENGTH OF WATER COLUMN (feet) (A-B): 10
CASING DIAMATER / MATL (inches): 1" SS	WELL SCREEN INTERVAL DEPTH: 24 feet to 28 feet	CALCULATED SYSTEM VOLUME:

PURGING DATA

TUBING DIAMETER (inches): 1/4"			PURGE PUMP TYPE OR BAILER: PP
INITIAL PUMP OR TUBING DEPTH IN WELL (feet): 27	FINAL PUMP OR TUBING DEPTH IN WELL (feet): 27	PURGING START TIME: 11:07	PURGING END TIME: 11:43	TOTAL VOLUME PURGED (gallons): 3.5

TIME (24 HR)	CUMUL. VOLUME PURGED (gallons)	PURGE RATE (gpm)	DEPTH TO WATER (feet)	ORP (mV)	pH (standard units)	TEMP. (°C)	SPEC. COND. (circle units) µmhos/cm or µS/cm	DISSOLVED OXYGEN (circle units) mg/L or % saturation	TURBIDITY (NTUs)	COLOR (describe)	ODOR (describe)
11:07	0	0.1	18	-245.1	6.33	17.3	344.7	3.21	3946.7	Gray	
11:12	0.5	0.1	18	-439.0	6.53	18.6	342.2	0.13	3268.6	Lt. brown	
11:18	1.0	0.1	18	-369.6	6.47	18.2	322.0	0.14	3812.0	~~Clear~~ "	"
11:23	1.5	0.1	18	-36.2	6.36	17.5	294.4	3.88	279.5	clear	
11:28	2.0	0.1	18	-60.1	6.32	17.5	295.5	2.92	523.4	" "	
11:33	2.5	0.1	18	-66.1	6.32	17.4	290.1	2.42	141.4	" "	
11:38	3.0	0.1	18	-66.1	6.32	17.3	288.5	2.35	147.1	" "	
11:43	3.5	0.1	18	-67.1	6.30	17.6	288.8	2.24	129.2	" "	

WELL CAPACITY (Gallons Per Foot): **0.75"** = 0.02; **1"** = 0.04; **1.25"** = 0.06; **2"** = 0.16; **3"** = 0.37; **4"** = 0.65; **5"** = 1.02; **6"** = 1.47; **12"** = 5.88
TUBING INSIDE DIA. CAPACITY (Gal./Ft.): **1/8"** = 0.0006; **3/16"** = 0.0014; **1/4"** = 0.0026; **5/16"** = 0.004; **3/8"** = 0.006; **1/2"** = 0.010; **5/8"** = 0.016

PURGING EQUIPMENT CODES: **B** = Bailer; **BP** = Bladder Pump; **ESP** = Electric Submersible Pump; **PP** = Peristaltic Pump; **O** = Other (Specify)

*Parent Procedure, other procedures may reference this form in ETAPS. * Procedure # ROP-06-007

Electronically approved records are authenticated in the electronic document management system.

Information included in this material is proprietary and confidential and cannot be disclosed or used for any reason beyond the intended purpose without the prior written consent of Westinghouse Electric Company LLC.

© 2020 Westinghouse Electric Company LLC. All Rights Reserved.

Westinghouse Proprietary Class 2
PRINTED COPIES ARE UNCONTROLLED

SAMPLING DATA

ELL No: L-42 (24-28')	SAMPLED BY (PRINT) / AFFILIATION: Jeremy Grant/AECOM		
SAMPLER(S) SIGNATURE(S):		SAMPLING START TIME: 11:45	SAMPLING END TIME: 12:00
TUBING MATERIAL CODE: HDPE	PUMP OR TUBING DEPTH IN WELL (feet): 27		DUPLICATE: Y (N)
FIELD DECONTAMINATION: PUMP Y (N)	TUBING Y (N) (replaced)		SAMPLE COLLECTION METHOD: Low flow

FIELD EQUIPMENT USED:	FIELD EQUIPMENT USED:	REMARKS:
MAKE: In-Situ	MAKE:	
MODEL: AquaTroll 600	MODEL:	
SERIAL NO: 496336	SERIAL NO:	

MATERIAL CODES: **AG** = Amber Glass; **CG** = Clear Glass; **HDPE** = High Density Polyethylene; **LDPE** = Low Density Polyethylene; **PP** = Polypropylene; **S** = Silicone; **T** = Teflon; **O** = Other (Specify)

NOTES:
1. STABILIZATION CRITERIA FOR RANGE OF VARIATION OF LAST THREE CONSECUTIVE READINGS:
pH: + 1.0 units **Temperature**: + 3% **Specific Conductance**: + 3% **Dissolved Oxygen**: optionally, + 0.2 mg/L or + 10% (whichever is greater) **ORP**: + 10 mV
Turbidity: all readings < 20 NTU; optionally + 5 NTU or + 10% (whichever is greater)

SAMPLED? Y OR N	# of bottles	Size	Material	Preservative	Preservative Lot Number	Analysis	Preferred Lab
N	1	250 ml	Plastic	H_2SO_4		Ammonia	WEC Chem Lab
Y	1	250 ml	Plastic	N/A		Conductivity[a]	WEC Chem Lab
						Fluoride[a]	
N	1	250 ml	Plastic	N/A		Nitrate	Shealy
N	3	50 ml	Glass vial	Vendor[b]		VOC	Shealy
N	2	250 ml	Glass-amber	N/A		SVOC	Shealy
N	1	250 ml	Plastic	N/A		Tritium	GEL
Y	2	1 liter	Plastic	HNO_3	43102000		
						Gross Alpha	GEL
						Gross Beta	
						Isotopic U (α Spec)	
						Isotopic U (ICP-MS)	
						Total U (ICP-MS)	
						Tc-99 (liquid scint) (Total + dissolved)	

Notes: [a] Ensure there is no headspace in the bottle.
[b] Glass vials for VOC collection are acidified by the vendor supplying the vials.

Dissolved Tc-99 field filtered w/ a 0.45 micron filter

Retain form in area for 1 year, in Records Room - 3 years and offsite - 57 years.

© 2020 Westinghouse Electric Company LLC.
All Rights Reserved.

Westinghouse Proprietary Class 2
PRINTED COPIES ARE UNCONTROLLED

Low Flow Groundwater Sample Collection Record

WELL NO: L-43	SAMPLE ID: L-43-29.5-33.5	DATE: 12/9/20
TOTAL WELL LENGTH (feet) (A): 33.5	WATER TABLE DEPTH (feet) (B): 11	LENGTH OF WATER COLUMN (feet) (A-B): 22.5
CASING DIAMATER / MATL (inches): 1" SS	WELL SCREEN INTERVAL DEPTH: 29.5 feet to 33.5 feet	CALCULATED SYSTEM VOLUME:

PURGING DATA

	TUBING DIAMETER (inches): 1/4"			PURGE PUMP TYPE OR BAILER: PP
INITIAL PUMP OR TUBING DEPTH IN WELL (feet): 33	FINAL PUMP OR TUBING DEPTH IN WELL (feet): 33	PURGING START TIME: 1219	PURGING END TIME:	TOTAL VOLUME PURGED (gallons): 2 1/3

TIME (24 HR)	CUMUL. VOLUME PURGED (gallons)	PURGE RATE (gpm)	DEPTH TO WATER (feet)	ORP (mV)	pH (standard units)	TEMP. (°C)	SPEC. COND. (circle units) µmhos/cm or µS/cm	DISSOLVED OXYGEN (circle units) mg/L or % saturation	TURBIDITY (NTUs)	COLOR (describe)	ODOR (describe)
1219	0	0.06	11	-100.6	7.40	18.8	725.6	7.52	2186.9	Yellow brown	
1225	0.33	0.06	11	-82.1	7.01	20.6	467.9	0.89	4444.0	Lt Yellow brown	
1230	0.67	0.06	11	-79.0	7.00	20.2	453.5	0.82	4081.7	"	"
1235	1	0.06	11	-68.9	6.95	19.8	426.8	0.90	2745.7	"	"
1240	1.33	0.06	11	-59.8	6.90	19.9	418.5	1.16	2058.3	"	"
1245	1.67	0.06	11	-51.4	6.88	20.3	403.1	1.23	1317.5	"	"
1250	2	0.06	11	-47.1	6.87	19.9	399.3	1.25	898.2	Very lt.	Yellow
1255	2.33	0.06	11	-35.9	6.83	20.0	382.0	1.11	263.3	"	"

WELL CAPACITY (Gallons Per Foot): **0.75"** = 0.02; **1"** = 0.04; **1.25"** = 0.06; **2"** = 0.16; **3"** = 0.37; **4"** = 0.65; **5"** = 1.02; **6"** = 1.47; **12"** = 5.88
TUBING INSIDE DIA. CAPACITY (Gal./Ft.): **1/8"** = 0.0006; **3/16"** = 0.0014; **1/4"** = 0.0026; **5/16"** = 0.004; **3/8"** = 0.006; **1/2"** = 0.010; **5/8"** = 0.016

PURGING EQUIPMENT CODES: **B** = Bailer; **BP** = Bladder Pump; **ESP** = Electric Submersible Pump; **PP** = Peristaltic Pump; **O** = Other (Specify)

*Parent Procedure, other procedures may reference this form in ETAPS. * Procedure # ROP-06-007

Electronically approved records are authenticated in the electronic document management system.
Information included in this material is proprietary and confidential and cannot be disclosed or used for any reason beyond the intended purpose without the prior written consent of Westinghouse Electric Company LLC.
© 2020 Westinghouse Electric Company LLC. All Rights Reserved.

Westinghouse Proprietary Class 2
PRINTED COPIES ARE UNCONTROLLED

SAMPLING DATA

WELL No: L-43	SAMPLED BY (PRINT) / AFFILIATION: Jeremy Grant / AECOM		
SAMPLER(S) SIGNATURE(S):		SAMPLING START TIME: 1256	SAMPLING END TIME: 1308
TUBING MATERIAL CODE: HDPE	PUMP OR TUBING DEPTH IN WELL (feet): 32.5	DUPLICATE: Y (N)	
FIELD DECONTAMINATION: PUMP Y (N) TUBING Y (N) (replaced)		SAMPLE COLLECTION METHOD: Low Flow	

FIELD EQUIPMENT USED:	FIELD EQUIPMENT USED:	REMARKS:
MAKE: In-Situ	MAKE:	
MODEL: AquaTroll 600	MODEL:	
SERIAL NO: 496336	SERIAL NO:	

MATERIAL CODES: **AG** = Amber Glass; **CG** = Clear Glass; **HDPE** = High Density Polyethylene; **LDPE** = Low Density Polyethylene; **PP** = Polypropylene; **S** = Silicone; **T** = Teflon; **O** = Other (Specify)

NOTES:
1. **STABILIZATION CRITERIA FOR RANGE OF VARIATION OF LAST THREE CONSECUTIVE READINGS:**
   pH: + 1.0 units **Temperature**: + 3% **Specific Conductance**: + 3% **Dissolved Oxygen**: optionally, + 0.2 mg/L or + 10% (whichever is greater) **ORP**: + 10 mV
   Turbidity: all readings < 20 NTU; optionally + 5 NTU or + 10% (whichever is greater)

SAMPLED? Y OR N	# of bottles	Size	Material	Preservative	Preservative Lot Number	Analysis	Preferred Lab
N	1	250 ml	Plastic	H_2SO_4		Ammonia	WEC Chem Lab
N	1	250 ml	Plastic	N/A		Conductivity[a]	WEC Chem Lab
						Fluoride[a]	
N	1	250 ml	Plastic	N/A		Nitrate	Shealy
N	3	50 ml	Glass vial	Vendor[b]		VOC	Shealy
N	2	250 ml	Glass-amber	N/A		SVOC	Shealy
N	1	250 ml	Plastic	N/A		Tritium	GEL
Y	2	1 liter	Plastic	HNO_3			
						Gross Alpha	GEL
						Gross Beta	
						Isotopic U (α Spec)	
						Isotopic U (ICP-MS)	
						Total U (ICP-MS)	
					4310 20000	Tc-99 (liquid scint) (Total + dissolved)	

Notes: [a] Ensure there is no headspace in the bottle.
[b] Glass vials for VOC collection are acidified by the vendor supplying the vials.

Retain form in area for 1 year, in Records Room - 3 years and offsite - 57 years.

© 2020 Westinghouse Electric Company LLC.
All Rights Reserved.

Westinghouse Proprietary Class 2
PRINTED COPIES ARE UNCONTROLLED

Low Flow Groundwater Sample Collection Record

WELL NO: L-44	SAMPLE ID: L-44-27-31	DATE: 12/7/20
TOTAL WELL LENGTH (feet) (A): 31	WATER TABLE DEPTH (feet) (B): 8	LENGTH OF WATER COLUMN (feet) (A-B): 23
CASING DIAMATER / MATL (inches): 1" SS	WELL SCREEN INTERVAL DEPTH: 27 feet to 31 feet	CALCULATED SYSTEM VOLUME:

PURGING DATA

	TUBING DIAMETER (inches): 1/4"		PURGE PUMP TYPE OR BAILER: PP
INITIAL PUMP OR TUBING DEPTH IN WELL (feet): 30.5	FINAL PUMP OR TUBING DEPTH IN WELL (feet): 30.5	PURGING START TIME: 10:54	PURGING END TIME:	TOTAL VOLUME PURGED (gallons): 1.5

TIME (24 HR)	CUMUL. VOLUME PURGED (gallons)	PURGE RATE (gpm)	DEPTH TO WATER (feet)	ORP (mV)	pH (standard units)	TEMP. (°C)	SPEC. COND. (circle units) µmhos/cm or µS/cm	DISSOLVED OXYGEN (circle units) mg/L or % saturation	TURBIDITY (NTUs)	COLOR (describe)	ODOR (describe)
1054	0	0.05	8	220.35	6.60	18.29	184.9	4.08	5546.3	Lt yellow	
1059	0.25	0.05	8	-306.0	6.22	20.41	161.8	1.25	4386.6	~~clear~~ Opaque	
1105	0.5	0.05	8	-298.0	6.30	20.41	154.6	1.07	5225.6	Lt Yellow	
1110	0.75	0.05	8	-264.3	6.36	20.21	152.7	1.17	3150.5	"	"
1115	1.0	0.05	8	-231.7	6.35	20.21	148.3	1.38	4034.0		
1120	1.25	0.05	8	-191.7	6.32	20.21	145.6	1.61	3407.0		
1125	1.5	0.05	8	-178.0 5	6.33	20.08	144.9	1.73	3885.6	"	"

WELL CAPACITY (Gallons Per Foot): **0.75"** = 0.02; **1"** = 0.04; **1.25"** = 0.06; **2"** = 0.16; **3"** = 0.37; **4"** = 0.65; **5"** = 1.02; **6"** = 1.47; **12"** = 5.88
TUBING INSIDE DIA. CAPACITY (Gal./Ft.): **1/8"** = 0.0006; **3/16"** = 0.0014; **1/4"** = 0.0026; **5/16"** = 0.004; **3/8"** = 0.006; **1/2"** = 0.010; **5/8"** = 0.016

PURGING EQUIPMENT CODES: **B** = Bailer; **BP** = Bladder Pump; **ESP** = Electric Submersible Pump; **PP** = Peristaltic Pump; **O** = Other (Specify)

*Parent Procedure, other procedures may reference this form in ETAPS. * Procedure # ROP-06-007

Electronically approved records are authenticated in the electronic document management system.
Information included in this material is proprietary and confidential and cannot be disclosed or used for any reason beyond the intended purpose without the prior written consent of Westinghouse Electric Company LLC.
© 2020 Westinghouse Electric Company LLC. All Rights Reserved.

Westinghouse Proprietary Class 2
PRINTED COPIES ARE UNCONTROLLED

SAMPLING DATA

WELL No: L-44	SAMPLED BY (PRINT) / AFFILIATION: Jeremy Grant / AECOM		
SAMPLER(S) SIGNATURE(S):		SAMPLING START TIME: 11:26	SAMPLING END TIME: 11:28
TUBING MATERIAL CODE: HDPE	PUMP OR TUBING DEPTH IN WELL (feet):	DUPLICATE: Y (N)	
FIELD DECONTAMINATION: PUMP Y (N)	TUBING Y (N) (replaced)	SAMPLE COLLECTION METHOD: low flow	

FIELD EQUIPMENT USED:	FIELD EQUIPMENT USED:	REMARKS:
MAKE: In-Situ	MAKE:	
MODEL: AquaTroll 600	MODEL:	
SERIAL NO: 496334	SERIAL NO:	

MATERIAL CODES: **AG** = Amber Glass; **CG** = Clear Glass; **HDPE** = High Density Polyethylene; **LDPE** = Low Density Polyethylene; **PP** = Polypropylene; **S** = Silicone; **T** = Teflon; **O** = Other (Specify)

NOTES:
1. STABILIZATION CRITERIA FOR RANGE OF VARIATION OF LAST THREE CONSECUTIVE READINGS:
   pH: + 1.0 units **Temperature**: + 3% **Specific Conductance**: + 3% **Dissolved Oxygen**: optionally, + 0.2 mg/L or + 10% (whichever is greater) **ORP**: + 10 mV
   Turbidity: all readings < 20 NTU; optionally + 5 NTU or + 10% (whichever is greater)

SAMPLED? Y OR N	# of bottles	Size	Material	Preservative	Preservative Lot Number	Analysis	Preferred Lab
N	1	250 ml	Plastic	H_2SO_4		Ammonia	WEC Chem Lab
N	1	250 ml	Plastic	N/A		Conductivity[a]	WEC Chem Lab
						Fluoride[a]	
N	1	250 ml	Plastic	N/A		Nitrate	Shealy
Y	3	50 ml	Glass vial	Vendor[b]	14[illegible]96	VOC	Shealy
N	2	250 ml	Glass-amber	N/A		SVOC	Shealy
N	1	250 ml	Plastic	N/A		Tritium	GEL
N	2	1 liter	Plastic	HNO_3			
						Gross Alpha	GEL
						Gross Beta	
						Isotopic U (α Spec)	
						Isotopic U (ICP-MS)	
						Total U (ICP-MS)	
						Tc-99 (liquid scint)	

Notes: [a] Ensure there is no headspace in the bottle.
[b] Glass vials for VOC collection are acidified by the vendor supplying the vials.

Retain form in area for 1 year, in Records Room - 3 years and offsite - 57 years.

© 2020 Westinghouse Electric Company LLC.
All Rights Reserved.

Westinghouse Proprietary Class 2
PRINTED COPIES ARE UNCONTROLLED

Low Flow Groundwater Sample Collection Record

WELL NO: L-45-29-33	SAMPLE ID: L-45-29-33	DATE: 12/28/20
TOTAL WELL LENGTH (feet) (A): 34	WATER TABLE DEPTH (feet) (B): 11	LENGTH OF WATER COLUMN (feet) (A-B):
CASING DIAMATER / MATL (inches): ~~2~~ 0.5/steel	WELL SCREEN INTERVAL DEPTH: 29 feet to 33 feet	CALCULATED SYSTEM VOLUME:

PURGING DATA

	TUBING DIAMETER (inches): 0.25		PURGE PUMP TYPE OR BAILER: Peristaltic Pump
INITIAL PUMP OR TUBING DEPTH IN WELL (feet): 31	FINAL PUMP OR TUBING DEPTH IN WELL (feet): 31	PURGING START TIME: 1312	PURGING END TIME: 1354	TOTAL VOLUME PURGED (gallons): 1.5 ~~1.75~~

TIME (24 HR)	CUMUL. VOLUME PURGED (gallons)	PURGE RATE (gpm)	DEPTH TO WATER (feet)	ORP (mV)	pH (standard units)	TEMP. (°C)	SPEC. COND. (circle units) µmhos/cm or µS/cm	DISSOLVED OXYGEN (circle units) mg/L or % saturation	TURBIDITY (NTUs)	COLOR (describe)	ODOR (describe)
1312	0	0.04		-88.27	7.09	22.03	0.0682 0.06	8.76	1,010	gray	none
1316		0.04		-25.77	6.69	21.02	0.0595 0.06	8.14	0.17 *	gray	none
1320		0.04		-12.99	6.52	20.87	0.0597 0.06	7.88	0 *	light gray	none
1325		0.04		-29.82	6.68	20.52	0.0601	7.92	0 *	light gray	none
1330		0.04		-9.79	6.64	20.25	0.0604	7.85	0 *	light gray	none
1335		0.04		-2.11	6.64	20.25	0.0604	7.78	0 *	light gray	none
1340		0.04		13.14	6.56	20.41	0.0602	7.62	0 *	light gray	none
1345		0.04		20.51	6.61	20.40	0.0602	7.65	0 *	light gray	none
1350	1.5	0.04		32.93	6.60	20.59	0.0600	7.81	0 *	light gray	none

WELL CAPACITY (Gallons Per Foot): **0.75"** = 0.02; **1"** = 0.04; **1.25"** = 0.06; **2"** = 0.16; **3"** = 0.37; **4"** = 0.65; **5"** = 1.02; **6"** = 1.47; **12"** = 5.88
TUBING INSIDE DIA. CAPACITY (Gal./Ft.): **1/8"** = 0.0006; **3/16"** = 0.0014; **1/4"** = 0.0026; **5/16"** = 0.004; **3/8"** = 0.006; **1/2"** = 0.010; **5/8"** = 0.016

PURGING EQUIPMENT CODES: **B** = Bailer; **BP** = Bladder Pump; **ESP** = Electric Submersible Pump; **PP** = Peristaltic Pump; **O** = Other (Specify)

*Parent Procedure, other procedures may reference this form in ETAPS. * Procedure # ROP-06-007

Electronically approved records are authenticated in the electronic document management system.

Information included in this material is proprietary and confidential and cannot be disclosed or used for any reason beyond the intended purpose without the prior written consent of Westinghouse Electric Company LLC.

© 2020 Westinghouse Electric Company LLC. All Rights Reserved.

Westinghouse Proprietary Class 2
PRINTED COPIES ARE UNCONTROLLED

SAMPLING DATA

ELL No: L-45-29-33	SAMPLED BY (PRINT) / AFFILIATION: Chuck Sudbeth / AECOM		
SAMPLER(S) SIGNATURE(S): Charles K Sudbeth		SAMPLING START TIME: 1312	SAMPLING END TIME: 1354
TUBING MATERIAL CODE: HDPE	PUMP OR TUBING DEPTH IN WELL (feet): 31	DUPLICATE: Y (N)	
FIELD DECONTAMINATION: PUMP Y (N)	TUBING Y (N replaced)	SAMPLE COLLECTION METHOD: Peristaltic Pump	

FIELD EQUIPMENT USED:	FIELD EQUIPMENT USED:	REMARKS:
MAKE:	MAKE:	
MODEL:	MODEL:	
SERIAL NO:	SERIAL NO:	

MATERIAL CODES: **AG** = Amber Glass; **CG** = Clear Glass; **HDPE** = High Density Polyethylene; **LDPE** = Low Density Polyethylene; **PP** = Polypropylene; **S** = Silicone; **T** = Teflon; **O** = Other (Specify)

NOTES:
1. STABILIZATION CRITERIA FOR RANGE OF VARIATION OF LAST THREE CONSECUTIVE READINGS:
   pH: + 1.0 units **Temperature**: + 3% **Specific Conductance**: + 3% **Dissolved Oxygen**: optionally, + 0.2 mg/L or + 10% (whichever is greater) **ORP**: + 10 mV
   Turbidity: all readings < 20 NTU; optionally + 5 NTU or + 10% (whichever is greater)

SAMPLED? Y OR N	# of bottles	Size	Material	Preservative	Preservative Lot Number	Analysis	Preferred Lab
	1	250 ml	Plastic	H_2SO_4		Ammonia	WEC Chem Lab
	1	250 ml	Plastic	N/A		Conductivity[a]	WEC Chem Lab
						Fluoride[a]	
	1	250 ml	Plastic	N/A		Nitrate	Shealy
Y	3	40 ml	Glass vial	Vendor[b]	B029301VB	VOC	Shealy
	2	250 ml	Glass-amber	N/A		SVOC	Shealy
	1	250 ml	Plastic	N/A		Tritium	GEL
	2	1 liter	Plastic	HNO_3			
						Gross Alpha	GEL
						Gross Beta	
						Isotopic U (α Spec)	
						Isotopic U (ICP-MS)	
						Total U (ICP-MS)	
						Tc-99 (liquid scint)	

Notes: [a] Ensure there is no headspace in the bottle.
[b] Glass vials for VOC collection are acidified by the vendor supplying the vials.

Retain form in area for 1 year, in Records Room - 3 years and offsite - 57 years.

© 2020 Westinghouse Electric Company LLC.
All Rights Reserved.

Westinghouse Proprietary Class 2
PRINTED COPIES ARE UNCONTROLLED

Low Flow Groundwater Sample Collection Record

WELL NO: L-45	SAMPLE ID: L-45-11-15	DATE: 5/12/21
TOTAL WELL LENGTH (feet) (A): 15	WATER TABLE DEPTH (feet) (B): 10	LENGTH OF WATER COLUMN (feet) (A-B): 5
CASING DIAMATER / MATL (inches): 0.5/Steel	WELL SCREEN INTERVAL DEPTH: 11 feet to 15 feet	CALCULATED SYSTEM VOLUME:

PURGING DATA

TUBING DIAMETER (inches): 0.25			PURGE PUMP TYPE OR BAILER: Peristaltic Pump
INITIAL PUMP OR TUBING DEPTH IN WELL (feet): 13	FINAL PUMP OR TUBING DEPTH IN WELL (feet): 13	PURGING START TIME: 1003	PURGING END TIME:	TOTAL VOLUME PURGED (gallons):

TIME (24 HR)	CUMUL. VOLUME PURGED (gallons)	PURGE RATE (gpm)	DEPTH TO WATER (feet)	ORP (mV)	pH (standard units)	TEMP. (°C)	SPEC. COND. (circle units) µmhos/cm or µS/cm	DISSOLVED OXYGEN (circle units) mg/L or % saturation	TURBIDITY (NTUs)	COLOR (describe)	ODOR (describe)
1003	0	0.08		127.19	5.97	28.97	55.48	4.88	4,531	tan	none
1010		0.08		92.56	5.94	21.92	62.22	2.65	2,336	tan	none
1015	1.0	0.08		82.40	5.96	21.56	60.88	2.49	2,064	light tan	none
1020		0.08		75.23	5.91	21.43	59.12	2.47	887	light tan	none
1025	2.0	0.08		94.57	5.85	21.31	57.42	2.57	315	clear	none
1030		0.08		102.06	5.83	21.15	57.04	2.55	134	clear	none
1035	3.0	0.08		103.35	5.88	21.01	57.13	2.66	62.2	clear	none

WELL CAPACITY (Gallons Per Foot): **0.75"** = 0.02; **1"** = 0.04; **1.25"** = 0.06; **2"** = 0.16; **3"** = 0.37; **4"** = 0.65; **5"** = 1.02; **6"** = 1.47; **12"** = 5.88
TUBING INSIDE DIA. CAPACITY (Gal./Ft.): **1/8"** = 0.0006; **3/16"** = 0.0014; **1/4"** = 0.0026; **5/16"** = 0.004; **3/8"** = 0.006; **1/2"** = 0.010; **5/8"** = 0.016

PURGING EQUIPMENT CODES: **B** = Bailer; **BP** = Bladder Pump; **ESP** = Electric Submersible Pump; **PP** = Peristaltic Pump; **O** = Other (Specify)

*Parent Procedure, other procedures may reference this form in ETAPS. * Procedure # ROP-06-007

Electronically approved records are authenticated in the electronic document management system.

Information included in this material is proprietary and confidential and cannot be disclosed or used for any reason beyond the intended purpose without the prior written consent of Westinghouse Electric Company LLC.

© 2020 Westinghouse Electric Company LLC.
All Rights Reserved.

Westinghouse Proprietary Class 2
PRINTED COPIES ARE UNCONTROLLED

SAMPLING DATA

ELL No: L-45-1115	SAMPLED BY (PRINT) / AFFILIATION: Chuck Sudduth / AECOM		
SAMPLER(S) SIGNATURE(S): Charles K Sudduth		SAMPLING START TIME: 1037	SAMPLING END TIME: 1039
TUBING MATERIAL CODE: HDPE	PUMP OR TUBING DEPTH IN WELL (feet): 13	DUPLICATE: Y (N)	
FIELD DECONTAMINATION: PUMP Y (N)	TUBING Y N (replaced)	SAMPLE COLLECTION METHOD: Low Flow	

FIELD EQUIPMENT USED:	FIELD EQUIPMENT USED:	REMARKS:
MAKE: In-Situ	MAKE:	
MODEL: Aqua Troll 600	MODEL:	
SERIAL NO: 808878	SERIAL NO:	

MATERIAL CODES: **AG** = Amber Glass; **CG** = Clear Glass; **HDPE** = High Density Polyethylene; **LDPE** = Low Density Polyethylene; **PP** = Polypropylene; **S** = Silicone; **T** = Teflon; **O** = Other (Specify)

NOTES:
1. STABILIZATION CRITERIA FOR RANGE OF VARIATION OF LAST THREE CONSECUTIVE READINGS:
pH: + 1.0 units **Temperature**: + 3% **Specific Conductance**: + 3% **Dissolved Oxygen**: optionally, + 0.2 mg/L or + 10% (whichever is greater) **ORP**: + 10 mV
Turbidity: all readings < 20 NTU; optionally + 5 NTU or + 10% (whichever is greater)

SAMPLED? Y OR N	# of bottles	Size	Material	Preservative	Preservative Lot Number	Analysis	Preferred Lab
N	1	250 ml	Plastic	H_2SO_4		Ammonia	WEC Chem Lab
N	1	250 ml	Plastic	N/A		Conductivity[a]	WEC Chem Lab
						Fluoride[a]	
N	1	250 ml	Plastic	N/A		Nitrate	Shealy
Y	3	50 ml	Glass vial	Vendor[b]	B110701 VB	VOC	Shealy
N	2	250 ml	Glass-amber	N/A		SVOC	Shealy
N	1	250 ml	Plastic	N/A		Tritium	GEL
N	2	1 liter	Plastic	HNO_3			
						Gross Alpha	GEL
						Gross Beta	
						Isotopic U (α Spec)	
						Isotopic U (ICP-MS)	
						Total U (ICP-MS)	
						Tc-99 (liquid scint)	

Notes: [a] Ensure there is no headspace in the bottle.
[b] Glass vials for VOC collection are acidified by the vendor supplying the vials.

Retain form in area for 1 year, in Records Room - 3 years and offsite - 57 years.

© 2020 Westinghouse Electric Company LLC.
All Rights Reserved.
Westinghouse Proprietary Class 2
PRINTED COPIES ARE UNCONTROLLED

Low Flow Groundwater Sample Collection Record

WELL NO: L-45	SAMPLE ID: L-45-20-24	DATE: 5/17/20
TOTAL WELL LENGTH (feet) (A): 24	WATER TABLE DEPTH (feet) (B): 10	LENGTH OF WATER COLUMN (feet) (A-B): 14
CASING DIAMATER / MATL (inches): 0.5/Steel	WELL SCREEN INTERVAL DEPTH: 20 feet to 24 feet	CALCULATED SYSTEM VOLUME:

PURGING DATA

	TUBING DIAMETER (inches): 0.25		PURGE PUMP TYPE OR BAILER: Peristaltic Pump
INITIAL PUMP OR TUBING DEPTH IN WELL (feet): 22	FINAL PUMP OR TUBING DEPTH IN WELL (feet): 22	PURGING START TIME: 1127	PURGING END TIME: 1150	TOTAL VOLUME PURGED (gallons): 2.0

TIME (24 HR)	CUMUL. VOLUME PURGED (gallons)	PURGE RATE (gpm)	DEPTH TO WATER (feet)	ORP (mV)	pH (standard units)	TEMP. (°C)	SPEC. COND. (circle units) µmhos/cm or µS/cm	DISSOLVED OXYGEN (circle units) mg/L or % saturation	TURBIDITY (NTUs)	COLOR (describe)	ODOR (describe)
1122	0	0.09		97.55	5.61	37.23	63.84	2.63	535	tan	none
1126		0.09		-26.51	5.67	25.74	85.64	0.19	6,621	tan	none
1130		0.09		-4.40	5.60	23.67	83.20	0.27	5,225	tan	none
1135	1.0	0.09		14.16	5.58	22.82	82.01	0.28	3,512	tan	none
1140		0.09		14.04	5.59	22.57	81.89	0.22	2,647	tan	none
1145		0.09		10.26	5.58	22.62	81.69	0.27	2,221	tan	none
1150	2.0	0.09		10.13	5.58	22.29	81.39	0.28	1,777	tan	none

WELL CAPACITY (Gallons Per Foot): **0.75"** = 0.02; **1"** = 0.04; **1.25"** = 0.06; **2"** = 0.16; **3"** = 0.37; **4"** = 0.65; **5"** = 1.02; **6"** = 1.47; **12"** = 5.88
TUBING INSIDE DIA. CAPACITY (Gal./Ft.): **1/8"** = 0.0006; **3/16"** = 0.0014; **1/4"** = 0.0026; **5/16"** = 0.004; **3/8"** = 0.006; **1/2"** = 0.010; **5/8"** = 0.016

PURGING EQUIPMENT CODES: **B** = Bailer; **BP** = Bladder Pump; **ESP** = Electric Submersible Pump; **PP** = Peristaltic Pump; **O** = Other (Specify)

*Parent Procedure, other procedures may reference this form in ETAPS. * Procedure # ROP-06-007

Electronically approved records are authenticated in the electronic document management system.

Information included in this material is proprietary and confidential and cannot be disclosed or used for any reason beyond the intended purpose without the prior written consent of Westinghouse Electric Company LLC.

© 2020 Westinghouse Electric Company LLC.
All Rights Reserved.

Westinghouse Proprietary Class 2
PRINTED COPIES ARE UNCONTROLLED

SAMPLING DATA

ELL No: L-45-20-24	SAMPLED BY (PRINT) / AFFILIATION: Chuck Sudduth / AECOM		
SAMPLER(S) SIGNATURE(S): Charles K Sudduth		SAMPLING START TIME: 1152	SAMPLING END TIME: 1154
TUBING MATERIAL CODE: HDPE	PUMP OR TUBING DEPTH IN WELL (feet): 22	DUPLICATE: Y (N)	
FIELD DECONTAMINATION: PUMP Y (N)	TUBING Y (N (replaced))	SAMPLE COLLECTION METHOD: Low Flow	

FIELD EQUIPMENT USED:	FIELD EQUIPMENT USED:	REMARKS:
MAKE: In-Situ	MAKE:	
MODEL: AquaTroll 600	MODEL:	
SERIAL NO: 808878	SERIAL NO:	

MATERIAL CODES: **AG** = Amber Glass; **CG** = Clear Glass; **HDPE** = High Density Polyethylene; **LDPE** = Low Density Polyethylene; **PP** = Polypropylene; **S** = Silicone; **T** = Teflon; **O** = Other (Specify)

NOTES:
1. STABILIZATION CRITERIA FOR RANGE OF VARIATION OF LAST THREE CONSECUTIVE READINGS:
pH: + 1.0 units **Temperature**: + 3% **Specific Conductance**: + 3% **Dissolved Oxygen**: optionally, + 0.2 mg/L or + 10% (whichever is greater) **ORP**: + 10 mV
Turbidity: all readings < 20 NTU; optionally + 5 NTU or + 10% (whichever is greater)

SAMPLED? Y OR N	# of bottles	Size	Material	Preservative	Preservative Lot Number	Analysis	Preferred Lab
N	1	250 ml	Plastic	H_2SO_4		Ammonia	WEC Chem Lab
N	1	250 ml	Plastic	N/A		Conductivity[a]	WEC Chem Lab
						Fluoride[a]	
N	1	250 ml	Plastic	N/A		Nitrate	Shealy
Y	3	50 ml	Glass vial	Vendor[b]	B110701 VB	VOC	Shealy
N	2	250 ml	Glass-amber	N/A		SVOC	Shealy
N	1	250 ml	Plastic	N/A		Tritium	GEL
N	2	1 liter	Plastic	HNO_3			
						Gross Alpha	GEL
						Gross Beta	
						Isotopic U (α Spec)	
						Isotopic U (ICP-MS)	
						Total U (ICP-MS)	
						Tc-99 (liquid scint)	

Notes: [a] Ensure there is no headspace in the bottle.
[b] Glass vials for VOC collection are acidified by the vendor supplying the vials.

Retain form in area for 1 year, in Records Room - 3 years and offsite - 57 years.

© 2020 Westinghouse Electric Company LLC.
All Rights Reserved.

Westinghouse Proprietary Class 2
PRINTED COPIES ARE UNCONTROLLED

Low Flow Groundwater Sample Collection Record

WELL NO: L-46-31-35	SAMPLE ID: L-46-31-35	DATE: 12/28/20
TOTAL WELL LENGTH (feet) (A): 39	WATER TABLE DEPTH (feet) (B): 17	LENGTH OF WATER COLUMN (feet) (A-B):
CASING DIAMATER / MATL (inches): 0.5/Steel	WELL SCREEN INTERVAL DEPTH: 31 feet to 35 feet	CALCULATED SYSTEM VOLUME:

PURGING DATA

TUBING DIAMETER (inches): 0.25			PURGE PUMP TYPE OR BAILER: Peristaltic Pump
INITIAL PUMP OR TUBING DEPTH IN WELL (feet): 33	FINAL PUMP OR TUBING DEPTH IN WELL (feet): 33	PURGING START TIME: 1613	PURGING END TIME: 1712	TOTAL VOLUME PURGED (gallons): 2.5

TIME (24 HR)	CUMUL. VOLUME PURGED (gallons)	PURGE RATE (gpm)	DEPTH TO WATER (feet)	ORP (mV)	pH (standard units)	TEMP. (°C)	SPEC. COND. (circle units) µmhos/cm or µS/cm	DISSOLVED OXYGEN (circle units) mg/L or % saturation	TURBIDITY (NTUs)	COLOR (describe)	ODOR (describe)
1613	0	0.04		86.62	7.15	34.75	0.9561	6.53	1.29 *	gray	none
1616		0.04		85.53	7.70	28.93	0.8712	6.89	0.49 *	gray	none
1620		0.04		92.53	7.92	25.36	0.4426	7.30	0.24 *	gray	none
1625		0.04		83.72	7.84	23.38	0.7124	7.52	0 *	gray	none
1630		0.04		82.64	7.70	22.25	0.4332	7.70	0 *	gray	none
1635		0.04		93.17	7.62	21.52	0.3522	7.91	0 *	gray	none
1640		0.04		72.59	7.51	21.07	0.3196	7.89	0 *	gray	none
1645		0.04		70.19	7.38	20.77	0.2468	7.92	0 *	light gray	none
1650		0.04		68.02	7.25	20.49	0.2365	7.86	0 *	clear	none
1655		0.04		62.28	7.18	20.25	0.3231	7.79	0 *	clear	none
1700		0.04		59.56	7.05	20.02	0.3491	7.72	0 *	clear	none
1705		0.04		49.66	7.02	19.75	0.1349	7.74	0 *	clear	none
1710	2.5	0.04		44.61	6.99	19.46	0.1373	7.75	0 *	clear	none

WELL CAPACITY (Gallons Per Foot): 0.75" = 0.02; 1" = 0.04; 1.25" = 0.06; 2" = 0.16; 3" = 0.37; 4" = 0.65; 5" = 1.02; 6" = 1.47; 12" = 5.88
TUBING INSIDE DIA. CAPACITY (Gal./Ft): 1/8" = 0.0006; 3/16" = 0.0014; 1/4" = 0.0026; 5/16" = 0.004; 3/8" = 0.006; 1/2" = 0.010; 5/8" = 0.016

PURGING EQUIPMENT CODES: B = Bailer; BP = Bladder Pump; ESP = Electric Submersible Pump; PP = Peristaltic Pump; O = Other (Specify)

*Parent Procedure, other procedures may reference this form in ETAPS. * Procedure # ROP-06-007

Electronically approved records are authenticated in the electronic document management system.

Information included in this material is proprietary and confidential and cannot be disclosed or used for any reason beyond the intended purpose without the prior written consent of Westinghouse Electric Company LLC.

© 2020 Westinghouse Electric Company LLC.
All Rights Reserved.

Westinghouse Proprietary Class 2
PRINTED COPIES ARE UNCONTROLLED

SAMPLING DATA

WELL No: L-46-31-35	SAMPLED BY (PRINT) / AFFILIATION: Chuck Suddeth / AECOM		
SAMPLER(S) SIGNATURE(S): Charles K Suddeth		SAMPLING START TIME: 1613	SAMPLING END TIME: 1712
TUBING MATERIAL CODE: HDPE	PUMP OR TUBING DEPTH IN WELL (feet): 33	DUPLICATE: (Y) N	
FIELD DECONTAMINATION: PUMP Y (N) TUBING Y (N (replaced))		SAMPLE COLLECTION METHOD: Peristaltic Pump	

FIELD EQUIPMENT USED:	FIELD EQUIPMENT USED:	REMARKS:
MAKE:	MAKE:	
MODEL:	MODEL:	
SERIAL NO:	SERIAL NO:	

MATERIAL CODES: **AG** = Amber Glass; **CG** = Clear Glass; **HDPE** = High Density Polyethylene; **LDPE** = Low Density Polyethylene; **PP** = Polypropylene; **S** = Silicone; **T** = Teflon; **O** = Other (Specify)

NOTES:
1. STABILIZATION CRITERIA FOR RANGE OF VARIATION OF LAST THREE CONSECUTIVE READINGS:
   pH: + 1.0 units **Temperature**: + 3% **Specific Conductance**: + 3% **Dissolved Oxygen**: optionally, + 0.2 mg/L or + 10% (whichever is greater) **ORP**: + 10 mV
   Turbidity: all readings < 20 NTU; optionally + 5 NTU or + 10% (whichever is greater)

SAMPLED? Y OR N	# of bottles	Size	Material	Preservative	Preservative Lot Number	Analysis	Preferred Lab
	1	250 ml	Plastic	H_2SO_4		Ammonia	WEC Chem Lab
	1	250 ml	Plastic	N/A		Conductivity[a]	WEC Chem Lab
						Fluoride[a]	
	1	250 ml	Plastic	N/A		Nitrate	Shealy
Y	3	40 ml	Glass vial	Vendor[b]	B029301VB	VOC	Shealy
	2	250 ml	Glass-amber	N/A		SVOC	Shealy
	1	250 ml	Plastic	N/A		Tritium	GEL
	2	1 liter	Plastic	HNO_3			
						Gross Alpha	GEL
						Gross Beta	
						Isotopic U (α Spec)	
						Isotopic U (ICP-MS)	
						Total U (ICP-MS)	
						Tc-99 (liquid scint)	

Notes: [a] Ensure there is no headspace in the bottle.
[b] Glass vials for VOC collection are acidified by the vendor supplying the vials.

Retain form in area for 1 year, in Records Room - 3 years and offsite - 57 years.

© 2020 Westinghouse Electric Company LLC.
All Rights Reserved.

Westinghouse Proprietary Class 2
PRINTED COPIES ARE UNCONTROLLED

Low Flow Groundwater Sample Collection Record

WELL NO: L-46	SAMPLE ID: L-46-14-18	DATE: 5/14/21
TOTAL WELL LENGTH (feet) (A): 18	WATER TABLE DEPTH (feet) (B): 12	LENGTH OF WATER COLUMN (feet) (A-B): 6
CASING DIAMATER / MATL (inches): 0.5/Steel	WELL SCREEN INTERVAL DEPTH: 14 feet to 18 feet	CALCULATED SYSTEM VOLUME:

PURGING DATA

	TUBING DIAMETER (inches): 0.25		PURGE PUMP TYPE OR BAILER: Peristaltic Pump
INITIAL PUMP OR TUBING DEPTH IN WELL (feet): 16	FINAL PUMP OR TUBING DEPTH IN WELL (feet): 16	PURGING START TIME:	PURGING END TIME: / TOTAL VOLUME PURGED (gallons):

TIME (24 HR)	CUMUL. VOLUME PURGED (gallons)	PURGE RATE (gpm)	DEPTH TO WATER (feet)	ORP (mV)	pH (standard units)	TEMP. (°C)	SPEC. COND. (circle units) µmhos/cm or µS/cm	DISSOLVED OXYGEN (circle units) mg/L or % saturation	TURBIDITY (NTUs)	COLOR (describe)	ODOR (describe)
1344	0	0.07		136.92	5.92	31.02	32.44	4.71	7,150	gray	none
1350		0.07		87.32	5.64	22.30	92.33	2.29	1,074	gray	none
1355		0.07		86.82	5.65	21.89	92.93	0.22	1,130	gray	none
1400	1.0	0.07		102.32	5.66	21.31	93.50	0.17	978	light gray	none
1406		0.07		114.37	5.66	21.52	93.42	0.15	746	light gray	none
1410	2.0	0.07		131.79	5.65	21.35	93.23	0.14	658	light gray	none
1415		0.07		141.09	5.65	21.30	93.00	0.13	470	clear	none
1420		0.07		163.73	5.64	20.89	93.19	0.13	448	clear	none
1425	3.0	0.07		185.25	5.63	20.88	92.92	0.13	287	clear	none

WELL CAPACITY (Gallons Per Foot): **0.75"** = 0.02; **1"** = 0.04; **1.25"** = 0.06; **2"** = 0.16; **3"** = 0.37; **4"** = 0.65; **5"** = 1.02; **6"** = 1.47; **12"** = 5.88
TUBING INSIDE DIA. CAPACITY (Gal./Ft.): **1/8"** = 0.0006; **3/16"** = 0.0014; **1/4"** = 0.0026; **5/16"** = 0.004; **3/8"** = 0.006; **1/2"** = 0.010; **5/8"** = 0.016

PURGING EQUIPMENT CODES: **B** = Bailer; **BP** = Bladder Pump; **ESP** = Electric Submersible Pump; **PP** = Peristaltic Pump; **O** = Other (Specify)

*Parent Procedure, other procedures may reference this form in ETAPS. * Procedure # ROP-06-007

Electronically approved records are authenticated in the electronic document management system.

Information included in this material is proprietary and confidential and cannot be disclosed or used for any reason beyond the intended purpose without the prior written consent of Westinghouse Electric Company LLC.

© 2020 Westinghouse Electric Company LLC.
All Rights Reserved.

Westinghouse Proprietary Class 2
PRINTED COPIES ARE UNCONTROLLED

SAMPLING DATA

ELL No: L-46-14-18	SAMPLED BY (PRINT) / AFFILIATION: Chuck Sudbeth / AECOM		
SAMPLER(S) SIGNATURE(S): Charles K Sudbeth		SAMPLING START TIME: 1427	SAMPLING END TIME: 1429
TUBING MATERIAL CODE: HDPE	PUMP OR TUBING DEPTH IN WELL (feet): 16	DUPLICATE: Y (N)	
FIELD DECONTAMINATION: PUMP Y (N)	TUBING Y N (replaced)	SAMPLE COLLECTION METHOD: Low Flow	

FIELD EQUIPMENT USED:	FIELD EQUIPMENT USED:	REMARKS:
MAKE: In-Situ	MAKE:	
MODEL: AquaTroll 600	MODEL:	
SERIAL NO: 808878	SERIAL NO:	

MATERIAL CODES: **AG** = Amber Glass; **CG** = Clear Glass; **HDPE** = High Density Polyethylene; **LDPE** = Low Density Polyethylene; **PP** = Polypropylene; **S** = Silicone; **T** = Teflon; **O** = Other (Specify)

NOTES:
1. STABILIZATION CRITERIA FOR RANGE OF VARIATION OF LAST THREE CONSECUTIVE READINGS:
   pH: + 1.0 units **Temperature**: + 3% **Specific Conductance**: + 3% **Dissolved Oxygen**: optionally, + 0.2 mg/L or + 10% (whichever is greater) **ORP**: + 10 mV
   Turbidity: all readings < 20 NTU; optionally + 5 NTU or + 10% (whichever is greater)

SAMPLED? Y OR N	# of bottles	Size	Material	Preservative	Preservative Lot Number	Analysis	Preferred Lab
N	1	250 ml	Plastic	H_2SO_4		Ammonia	WEC Chem Lab
N	1	250 ml	Plastic	N/A		Conductivity[a]	WEC Chem Lab
						Fluoride[a]	
N	1	250 ml	Plastic	N/A		Nitrate	Shealy
Y	3	50 ml	Glass vial	Vendor[b]	B110701VB	VOC	Shealy
N	2	250 ml	Glass-amber	N/A		SVOC	Shealy
N	1	250 ml	Plastic	N/A		Tritium	GEL
N	2	1 liter	Plastic	HNO_3			
						Gross Alpha	GEL
						Gross Beta	
						Isotopic U (α Spec)	
						Isotopic U (ICP-MS)	
						Total U (ICP-MS)	
						Tc-99 (liquid scint)	

Notes: [a] Ensure there is no headspace in the bottle.
[b] Glass vials for VOC collection are acidified by the vendor supplying the vials.

Retain form in area for 1 year, in Records Room - 3 years and offsite - 57 years.

© 2020 Westinghouse Electric Company LLC. All Rights Reserved.

Westinghouse Proprietary Class 2
PRINTED COPIES ARE UNCONTROLLED

Low Flow Groundwater Sample Collection Record

WELL NO: L-46	SAMPLE ID: L-46-22-26	DATE: 5/17/21
TOTAL WELL LENGTH (feet) (A): 26	WATER TABLE DEPTH (feet) (B): 12	LENGTH OF WATER COLUMN (feet) (A-B): 14
CASING DIAMATER / MATL (inches): 0.5/Steel	WELL SCREEN INTERVAL DEPTH: 22 feet to 26 feet	CALCULATED SYSTEM VOLUME:

PURGING DATA

	TUBING DIAMETER (inches): 0.25		PURGE PUMP TYPE OR BAILER: Peristaltic Pump
INITIAL PUMP OR TUBING DEPTH IN WELL (feet): 24	FINAL PUMP OR TUBING DEPTH IN WELL (feet): 24	PURGING START TIME: 0849	PURGING END TIME: 0920	TOTAL VOLUME PURGED (gallons): 2.0

TIME (24 HR)	CUMUL. VOLUME PURGED (gallons)	PURGE RATE (gpm)	DEPTH TO WATER (feet)	ORP (mV)	pH (standard units)	TEMP. (°C)	SPEC. COND. (circle units) µmhos/cm or µS/cm	DISSOLVED OXYGEN (circle units) mg/L or % saturation	TURBIDITY (NTUs)	COLOR (describe)	ODOR (describe)
0849	0	0.06		5.14	7.85	20.57	1.98	6.84	5.75	tan	none
0855		0.06		-55.56	5.98	20.09	126.11	0.51	6,929	tan	none
0900		0.06		-119.36	5.89	20.06	114.23	0.44	6,693	tan	none
0906	1.0	0.06		-133.72	5.80	19.93	103.39	1.29	3,520	tan	none
0910		0.06		-81.36	5.71	19.96	97.22	0.31	1,015	light tan	none
0915		0.06		-11.29	5.67	19.94	94.60	0.25	253	clear	none
0920	2.0	0.06		25.16	5.66	19.96	92.69	0.25	48.9	clear	none

WELL CAPACITY (Gallons Per Foot): **0.75"** = 0.02; **1"** = 0.04; **1.25"** = 0.06; **2"** = 0.16; **3"** = 0.37; **4"** = 0.65; **5"** = 1.02; **6"** = 1.47; **12"** = 5.88
TUBING INSIDE DIA. CAPACITY (Gal./Ft.): **1/8"** = 0.0006; **3/16"** = 0.0014; **1/4"** = 0.0026; **5/16"** = 0.004; **3/8"** = 0.006; **1/2"** = 0.010; **5/8"** = 0.016

PURGING EQUIPMENT CODES: **B** = Bailer; **BP** = Bladder Pump; **ESP** = Electric Submersible Pump; **PP** = Peristaltic Pump; **O** = Other (Specify)

*Parent Procedure, other procedures may reference this form in ETAPS. * Procedure # ROP-06-007

Electronically approved records are authenticated in the electronic document management system.

Information included in this material is proprietary and confidential and cannot be disclosed or used for any reason beyond the intended purpose without the prior written consent of Westinghouse Electric Company LLC.

© 2020 Westinghouse Electric Company LLC.
All Rights Reserved.

Westinghouse Proprietary Class 2
PRINTED COPIES ARE UNCONTROLLED

SAMPLING DATA

WELL No: L-46-22-26	SAMPLED BY (PRINT) / AFFILIATION: Chuck Sudbeth / AECOM		
SAMPLER(S) SIGNATURE(S): Chuck K Sudbeth		SAMPLING START TIME: 0922	SAMPLING END TIME: 0924
TUBING MATERIAL CODE: HDPE	PUMP OR TUBING DEPTH IN WELL (feet): 24	DUPLICATE: Y (N)	
FIELD DECONTAMINATION: PUMP Y (N)	TUBING Y N (replaced)	SAMPLE COLLECTION METHOD: Low Flow	

FIELD EQUIPMENT USED:	FIELD EQUIPMENT USED:	REMARKS:
MAKE: In-Situ	MAKE:	
MODEL: AquaTroll 600	MODEL:	
SERIAL NO: 808878	SERIAL NO:	

MATERIAL CODES: **AG** = Amber Glass; **CG** = Clear Glass; **HDPE** = High Density Polyethylene; **LDPE** = Low Density Polyethylene; **PP** = Polypropylene; **S** = Silicone; **T** = Teflon; **O** = Other (Specify)

NOTES:
1. **STABILIZATION CRITERIA FOR RANGE OF VARIATION OF LAST THREE CONSECUTIVE READINGS:**
   pH: + 1.0 units **Temperature**: + 3% **Specific Conductance**: + 3% **Dissolved Oxygen**: optionally, + 0.2 mg/L or + 10% (whichever is greater) **ORP**: + 10 mV
   Turbidity: all readings < 20 NTU; optionally + 5 NTU or + 10% (whichever is greater)

SAMPLED? Y OR N	# of bottles	Size	Material	Preservative	Preservative Lot Number	Analysis	Preferred Lab
N	1	250 ml	Plastic	H_2SO_4		Ammonia	WEC Chem Lab
N	1	250 ml	Plastic	N/A		Conductivity[a]	WEC Chem Lab
						Fluoride[a]	
N	1	250 ml	Plastic	N/A		Nitrate	Shealy
Y	3	50 ml	Glass vial	Vendor[b]	B110701 VB	VOC	Shealy
N	2	250 ml	Glass-amber	N/A		SVOC	Shealy
N	1	250 ml	Plastic	N/A		Tritium	GEL
N	2	1 liter	Plastic	HNO_3			
						Gross Alpha	GEL
						Gross Beta	
						Isotopic U (α Spec)	
						Isotopic U (ICP-MS)	
						Total U (ICP-MS)	
						Tc-99 (liquid scint)	

Notes: [a] Ensure there is no headspace in the bottle.
[b] Glass vials for VOC collection are acidified by the vendor supplying the vials.

Retain form in area for 1 year, in Records Room - 3 years and offsite - 57 years.

© 2020 Westinghouse Electric Company LLC.
All Rights Reserved.
Westinghouse Proprietary Class 2
PRINTED COPIES ARE UNCONTROLLED

Low Flow Groundwater Sample Collection Record

WELL NO: L-47-25-29	SAMPLE ID: L-47-25-29	DATE: 12/29/20 / sampled on 12/30/20
TOTAL WELL LENGTH (feet) (A): 29	WATER TABLE DEPTH (feet) (B): 12	LENGTH OF WATER COLUMN (feet) (A-B):
CASING DIAMATER / MATL (inches): 0.5/steel	WELL SCREEN INTERVAL DEPTH: 25 feet to 29 feet	CALCULATED SYSTEM VOLUME:

PURGING DATA

	TUBING DIAMETER (inches): 0.25		PURGE PUMP TYPE OR BAILER: Peristaltic Pump
INITIAL PUMP OR TUBING DEPTH IN WELL (feet): 27	FINAL PUMP OR TUBING DEPTH IN WELL (feet): 27	PURGING START TIME: 1246	PURGING END TIME: 1255	TOTAL VOLUME PURGED (gallons): 0.36 ~~0.56~~

TIME (24 HR)	CUMUL. VOLUME PURGED (gallons)	PURGE RATE (gpm)	DEPTH TO WATER (feet)	ORP (mV)	pH (standard units)	TEMP. (°C)	SPEC. COND. (circle units) µmhos/cm or µS/cm	DISSOLVED OXYGEN (circle units) mg/L or % saturation	TURBIDITY (NTUs)	COLOR (describe)	ODOR (describe)
12/29/20											
1246	0	0.04		156.77	7.69	34.02	0.9585	7.25	1.08 *	gray	none
1250		0.04		48.07	8.00	26.90	0.8614	7.28	0.43 *	gray	none
1255	0.36	0.04		-12.57	8.03	24.83	0.7988	8.00	0.17 *	gray	none
Pumped dry											
Left screen & tooling in the ground and moved to the next location											
12/30/20	@ 0745 Pumped	L-47-25-29 for 5 minutes, During this time collected sample L-47-25-29.									
	Again pumped dry after 5 minutes. Pumped 0.2 gallons.										

WELL CAPACITY (Gallons Per Foot): **0.75"** = 0.02; **1"** = 0.04; **1.25"** = 0.06; **2"** = 0.16; **3"** = 0.37; **4"** = 0.65; **5"** = 1.02; **6"** = 1.47; **12"** = 5.88
TUBING INSIDE DIA. CAPACITY (Gal./Ft.): **1/8"** = 0.0006; **3/16"** = 0.0014; **1/4"** = 0.0026; **5/16"** = 0.004; **3/8"** = 0.006; **1/2"** = 0.010; **5/8"** = 0.016

PURGING EQUIPMENT CODES: **B** = Bailer; **BP** = Bladder Pump; **ESP** = Electric Submersible Pump; **PP** = Peristaltic Pump; **O** = Other (Specify)

*Parent Procedure, other procedures may reference this form in ETAPS. * Procedure # ROP-06-007

Electronically approved records are authenticated in the electronic document management system.
Information included in this material is proprietary and confidential and cannot be disclosed or used for any reason beyond the intended purpose without the prior written consent of Westinghouse Electric Company LLC.
© 2020 Westinghouse Electric Company LLC. All Rights Reserved.

Westinghouse Proprietary Class 2
PRINTED COPIES ARE UNCONTROLLED

SAMPLING DATA

WELL No: L-47-25-29	SAMPLED BY (PRINT) / AFFILIATION: Chuck Sudduth / AECOM		
SAMPLER(S) SIGNATURE(S): Charles K Sudduth		SAMPLING START TIME: 1746 12/29/20	SAMPLING END TIME:
TUBING MATERIAL CODE: HDPE	PUMP OR TUBING DEPTH IN WELL (feet): 27		DUPLICATE: Y (N)
FIELD DECONTAMINATION: PUMP Y (N)	TUBING Y N (replaced)		SAMPLE COLLECTION METHOD: Peristaltic Pump

FIELD EQUIPMENT USED:	FIELD EQUIPMENT USED:	REMARKS:
MAKE:	MAKE:	
MODEL:	MODEL:	
SERIAL NO:	SERIAL NO:	

MATERIAL CODES: **AG** = Amber Glass; **CG** = Clear Glass; **HDPE** = High Density Polyethylene; **LDPE** = Low Density Polyethylene; **PP** = Polypropylene; **S** = Silicone; **T** = Teflon; **O** = Other (Specify)

NOTES:
1. STABILIZATION CRITERIA FOR RANGE OF VARIATION OF LAST THREE CONSECUTIVE READINGS:
   pH: + 1.0 units **Temperature**: + 3% **Specific Conductance**: + 3% **Dissolved Oxygen**: optionally, + 0.2 mg/L or + 10% (whichever is greater) **ORP**: + 10 mV
   Turbidity: all readings < 20 NTU; optionally + 5 NTU or + 10% (whichever is greater)

SAMPLED? Y OR N	# of bottles	Size	Material	Preservative	Preservative Lot Number	Analysis	Preferred Lab
	1	250 ml	Plastic	H_2SO_4		Ammonia	WEC Chem Lab
	1	250 ml	Plastic	N/A		Conductivity[a]	WEC Chem Lab
						Fluoride[a]	
	1	250 ml	Plastic	N/A		Nitrate	Shealy
Y	3	40 ~~50~~ ml	Glass vial	Vendor[b]	B029301VB	VOC	Shealy
	2	250 ml	Glass-amber	N/A		SVOC	Shealy
	1	250 ml	Plastic	N/A		Tritium	GEL
	2	1 liter	Plastic	HNO_3			
						Gross Alpha	GEL
						Gross Beta	
						Isotopic U (α Spec)	
						Isotopic U (ICP-MS)	
						Total U (ICP-MS)	
						Tc-99 (liquid scint)	

Notes: [a] Ensure there is no headspace in the bottle.
[b] Glass vials for VOC collection are acidified by the vendor supplying the vials.

Retain form in area for 1 year, in Records Room - 3 years and offsite - 57 years.

© 2020 Westinghouse Electric Company LLC.
All Rights Reserved.

Low Flow Groundwater Sample Collection Record

WELL NO: L-47	SAMPLE ID: L-47-16-20	DATE: 5/13/21
TOTAL WELL LENGTH (feet) (A): 20	WATER TABLE DEPTH (feet) (B): 11	LENGTH OF WATER COLUMN (feet) (A-B): 9
CASING DIAMATER / MATL (inches): 0.5/Steel	WELL SCREEN INTERVAL DEPTH: 16 feet to 20 feet	CALCULATED SYSTEM VOLUME:

PURGING DATA

	TUBING DIAMETER (inches): 0.25		PURGE PUMP TYPE OR BAILER: Peristaltic Pump
INITIAL PUMP OR TUBING DEPTH IN WELL (feet): 18	FINAL PUMP OR TUBING DEPTH IN WELL (feet): 18	PURGING START TIME: 1436	PURGING END TIME: 1500	TOTAL VOLUME PURGED (gallons): 1.5

TIME (24 HR)	CUMUL. VOLUME PURGED (gallons)	PURGE RATE (gpm)	DEPTH TO WATER (feet)	ORP (mV)	pH (standard units)	TEMP. (°C)	SPEC. COND. (circle units) µmhos/cm or µS/cm	DISSOLVED OXYGEN (circle units) mg/L or % saturation	TURBIDITY (NTUs)	COLOR (describe)	ODOR (describe)
1436	0	0.06		29.50	6.34	33.16	4.50	4.80	25.5	dark gray	none
1440		0.06		-114.64	6.29	22.25	145.58	0.78	2,362	dark gray	none
1445		0.06		-348.83	6.33	20.83	142.77	0.19	3,166	gray	none
1450	1.0	0.06		-208.57	6.18	20.15	140.73	0.14	4,134	gray	none
1455		0.06		-160.02	6.15	19.88	141.05	0.12	3,992	gray	none
1500	1.5	0.06		-236.05	6.15	19.74	137.82	0.13	4,342	gray	none

WELL CAPACITY (Gallons Per Foot): **0.75"** = 0.02; **1"** = 0.04; **1.25"** = 0.06; **2"** = 0.16; **3"** = 0.37; **4"** = 0.65; **5"** = 1.02; **6"** = 1.47; **12"** = 5.88
TUBING INSIDE DIA. CAPACITY (Gal./Ft.): **1/8"** = 0.0006; **3/16"** = 0.0014; **1/4"** = 0.0026; **5/16"** = 0.004; **3/8"** = 0.006; **1/2"** = 0.010; **5/8"** = 0.016

PURGING EQUIPMENT CODES: **B** = Bailer; **BP** = Bladder Pump; **ESP** = Electric Submersible Pump; **PP** = Peristaltic Pump; **O** = Other (Specify)

*Parent Procedure, other procedures may reference this form in ETAPS. * Procedure # ROP-06-007

Electronically approved records are authenticated in the electronic document management system.

Information included in this material is proprietary and confidential and cannot be disclosed or used for any reason beyond the intended purpose without the prior written consent of Westinghouse Electric Company LLC.

© 2020 Westinghouse Electric Company LLC.
All Rights Reserved.

Westinghouse Proprietary Class 2
PRINTED COPIES ARE UNCONTROLLED

SAMPLING DATA

ELL No: L-47-16-20	SAMPLED BY (PRINT) / AFFILIATION: Chuck Suddeth / AECOM		
SAMPLER(S) SIGNATURE(S): Charles K Suddeth		SAMPLING START TIME: 1502	SAMPLING END TIME: 1504
TUBING MATERIAL CODE: HDPE	PUMP OR TUBING DEPTH IN WELL (feet): 18	DUPLICATE: Y (N)	
FIELD DECONTAMINATION: PUMP Y (N)	TUBING Y N (replaced)	SAMPLE COLLECTION METHOD: Low Flow	

FIELD EQUIPMENT USED:	FIELD EQUIPMENT USED:	REMARKS:
MAKE: In-Situ	MAKE:	
MODEL: Aqua Troll 600	MODEL:	
SERIAL NO: 808878	SERIAL NO:	

MATERIAL CODES: **AG** = Amber Glass; **CG** = Clear Glass; **HDPE** = High Density Polyethylene; **LDPE** = Low Density Polyethylene; **PP** = Polypropylene; **S** = Silicone; **T** = Teflon; **O** = Other (Specify)

NOTES:
1. STABILIZATION CRITERIA FOR RANGE OF VARIATION OF LAST THREE CONSECUTIVE READINGS:
pH: + 1.0 units **Temperature**: + 3% **Specific Conductance**: + 3% **Dissolved Oxygen**: optionally, + 0.2 mg/L or + 10% (whichever is greater) **ORP**: + 10 mV
Turbidity: all readings < 20 NTU; optionally + 5 NTU or + 10% (whichever is greater)

SAMPLED? Y OR N	# of bottles	Size	Material	Preservative	Preservative Lot Number	Analysis	Preferred Lab
N	1	250 ml	Plastic	H_2SO_4		Ammonia	WEC Chem Lab
N	1	250 ml	Plastic	N/A		Conductivity[a]	WEC Chem Lab
						Fluoride[a]	
N	1	250 ml	Plastic	N/A		Nitrate	Shealy
Y	3	50 ml	Glass vial	Vendor[b]	B110701 VB	VOC	Shealy
N	2	250 ml	Glass-amber	N/A		SVOC	Shealy
N	1	250 ml	Plastic	N/A		Tritium	GEL
N	2	1 liter	Plastic	HNO_3			
						Gross Alpha	GEL
						Gross Beta	
						Isotopic U (α Spec)	
						Isotopic U (ICP-MS)	
						Total U (ICP-MS)	
						Tc-99 (liquid scint)	

Notes: [a] Ensure there is no headspace in the bottle.
[b] Glass vials for VOC collection are acidified by the vendor supplying the vials.

Retain form in area for 1 year, in Records Room - 3 years and offsite - 57 years.

© 2020 Westinghouse Electric Company LLC.
All Rights Reserved.

Westinghouse Proprietary Class 2
PRINTED COPIES ARE UNCONTROLLED

Low Flow Groundwater Sample Collection Record

WELL NO: L-48-16-20	SAMPLE ID: L-48-16-20	DATE: 3/17/21
TOTAL WELL LENGTH (feet) (A): 20	WATER TABLE DEPTH (feet) (B): 16	LENGTH OF WATER COLUMN (feet) (A-B):
CASING DIAMATER / MATL (inches): 0.5/Steel	WELL SCREEN INTERVAL DEPTH: 16 feet to 20 feet	CALCULATED SYSTEM VOLUME:

PURGING DATA

	TUBING DIAMETER (inches): 0.25		PURGE PUMP TYPE OR BAILER: Peristaltic Pump
INITIAL PUMP OR TUBING DEPTH IN WELL (feet): 18	FINAL PUMP OR TUBING DEPTH IN WELL (feet): 18	PURGING START TIME: 1308	PURGING END TIME:	TOTAL VOLUME PURGED (gallons): 1.9

TIME (24 HR)	CUMUL. VOLUME PURGED (gallons)	PURGE RATE (gpm)	DEPTH TO WATER (feet)	ORP (mV)	pH (standard units)	TEMP. (°C)	SPEC. COND. (circle units) µmhos/cm or µS/cm	DISSOLVED OXYGEN (circle units) mg/L or % saturation	TURBIDITY (NTUs)	COLOR (describe)	ODOR (describe)
1308	0	160ml/min		215.87	4.61	16.67	0.97	9.88	0 *	tan	none
1315		0.04		221.52	4.67	18.63	0.94	9.05	0 *	light tan	none
1320		0.04		227.71	4.84	19.29	0.89	8.84	0 *	light tan	none
1325		0.04		229.96	4.81	19.77	0.30	8.70	0	light tan	none
1330		0.04		230.68	4.79	20.02	0.29	8.62	0	light tan	none
1335		0.04		230.23	4.76	20.29	0.27	8.53	0	light tan	none
1340		0.04		229.19	4.74	20.31	0.26	8.51	0	light tan	none
1345		0.04		228.37	4.74	20.54	0.26	8.45	0	light tan	none
1350		0.04		227.60	4.73	20.62	0.24	8.41	0	light tan	none
1355	1.9	0.04									

WELL CAPACITY (Gallons Per Foot): **0.75"** = 0.02; **1"** = 0.04; **1.25"** = 0.06; **2"** = 0.16; **3"** = 0.37; **4"** = 0.65; **5"** = 1.02; **6"** = 1.47; **12"** = 5.88
TUBING INSIDE DIA. CAPACITY (Gal./Ft.): **1/8"** = 0.0006; **3/16"** = 0.0014; **1/4"** = 0.0026; **5/16"** = 0.004; **3/8"** = 0.006; **1/2"** = 0.010; **5/8"** = 0.016

PURGING EQUIPMENT CODES: **B** = Bailer; **BP** = Bladder Pump; **ESP** = Electric Submersible Pump; **PP** = Peristaltic Pump; **O** = Other (Specify)

*Parent Procedure, other procedures may reference this form in ETAPS. * Procedure # ROP-06-007

Electronically approved records are authenticated in the electronic document management system.

Information included in this material is proprietary and confidential and cannot be disclosed or used for any reason beyond the intended purpose without the prior written consent of Westinghouse Electric Company LLC.

© 2020 Westinghouse Electric Company LLC.
All Rights Reserved.

Westinghouse Proprietary Class 2
PRINTED COPIES ARE UNCONTROLLED

SAMPLING DATA

WELL No: L-48-16-20	SAMPLED BY (PRINT) / AFFILIATION: Chuck Suddeth / AECOM		
SAMPLER(S) SIGNATURE(S): Charles K Suddeth		SAMPLING START TIME: 1357	SAMPLING END TIME: 1359
TUBING MATERIAL CODE: HDPE	PUMP OR TUBING DEPTH IN WELL (feet): 18	DUPLICATE: Y (N)	
FIELD DECONTAMINATION: PUMP Y (N)	TUBING Y N (replaced)	SAMPLE COLLECTION METHOD: Low Flow	

FIELD EQUIPMENT USED:	FIELD EQUIPMENT USED:	REMARKS:
MAKE: In-Situ	MAKE:	
MODEL: Aqua Troll 600	MODEL:	
SERIAL NO: 808958	SERIAL NO:	

MATERIAL CODES: **AG** = Amber Glass; **CG** = Clear Glass; **HDPE** = High Density Polyethylene; **LDPE** = Low Density Polyethylene; **PP** = Polypropylene; **S** = Silicone; **T** = Teflon; **O** = Other (Specify)

NOTES:
1. STABILIZATION CRITERIA FOR RANGE OF VARIATION OF LAST THREE CONSECUTIVE READINGS:
   pH: + 1.0 units **Temperature**: + 3% **Specific Conductance**: + 3% **Dissolved Oxygen**: optionally, + 0.2 mg/L or + 10% (whichever is greater) **ORP**: + 10 mV
   Turbidity: all readings < 20 NTU; optionally + 5 NTU or + 10% (whichever is greater)

SAMPLED? Y OR N	# of bottles	Size	Material	Preservative	Preservative Lot Number	Analysis	Preferred Lab
	1	250 ml	Plastic	H_2SO_4		Ammonia	WEC Chem Lab
	1	250 ml	Plastic	N/A		Conductivity[a]	WEC Chem Lab
						Fluoride[a]	
	1	250 ml	Plastic	N/A		Nitrate	Shealy
Y	3	40~~50~~ ml	Glass vial	Vendor[b]	B101601VB	VOC	Shealy
	2	250 ml	Glass-amber	N/A		SVOC	Shealy
	1	250 ml	Plastic	N/A		Tritium	GEL
	2	1 liter	Plastic	HNO_3			
						Gross Alpha	GEL
						Gross Beta	
						Isotopic U (α Spec)	
						Isotopic U (ICP-MS)	
						Total U (ICP-MS)	
						Tc-99 (liquid scint)	

Notes: [a] Ensure there is no headspace in the bottle.
[b] Glass vials for VOC collection are acidified by the vendor supplying the vials.

Retain form in area for 1 year, in Records Room - 3 years and offsite - 57 years.

© 2020 Westinghouse Electric Company LLC.
All Rights Reserved.

Westinghouse Proprietary Class 2
PRINTED COPIES ARE UNCONTROLLED

Low Flow Groundwater Sample Collection Record

WELL NO: L-48-30-34	SAMPLE ID: L-48-30-34	DATE: 3/17/21
TOTAL WELL LENGTH (feet) (A): 34	WATER TABLE DEPTH (feet) (B): 16	LENGTH OF WATER COLUMN (feet) (A-B):
CASING DIAMATER / MATL (inches): 0.5/Steel	WELL SCREEN INTERVAL DEPTH: 30 feet to 34 feet	CALCULATED SYSTEM VOLUME:

PURGING DATA

	TUBING DIAMETER (inches): 0.25		PURGE PUMP TYPE OR BAILER: Peristaltic Pump
INITIAL PUMP OR TUBING DEPTH IN WELL (feet): 32	FINAL PUMP OR TUBING DEPTH IN WELL (feet): 32	PURGING START TIME: 1427	PURGING END TIME: 1505	TOTAL VOLUME PURGED (gallons): 1.3

TIME (24 HR)	CUMUL. VOLUME PURGED (gallons)	PURGE RATE (gpm)	DEPTH TO WATER (feet)	ORP (mV)	pH (standard units)	TEMP. (°C)	SPEC. COND. (circle units) µmhos/cm or µS/cm	DISSOLVED OXYGEN (circle units) mg/L or % saturation	TURBIDITY (NTUs)	COLOR (describe)	ODOR (describe)
1427	0	160 mL/min		175.91	5.92	20.04	123.53	6.53	9.76	gray	none
1431		0.04		-11.50	6.49	20.94	161.41	0.10	4,587	gray	none
1435		0.04		-0.40	6.36	21.24	138.36	0.26	5,564	gray	none
1440		0.04		10.79	6.22	21.16	95.41	0.33	3,745	gray	none
1445		0.04		11.30	6.18	21.19	92.15	0.31	2,523	light gray	none
1450		0.04		9.79	6.16	21.04	92.20	0.31	3,037	light gray	none
1455		0.04		3.37	6.24	21.06	86.27	0.28	2,794	light gray	none
1500		0.04		7.35	6.19	20.78	84.21	0.25	2,267	light gray	none
1505	1.3	0.04		1.38	6.17	20.92	82.98	0.26	1,848	light gray	none

WELL CAPACITY (Gallons Per Foot): **0.75"** = 0.02; **1"** = 0.04; **1.25"** = 0.06; **2"** = 0.16; **3"** = 0.37; **4"** = 0.65; **5"** = 1.02; **6"** = 1.47; **12"** = 5.88
TUBING INSIDE DIA. CAPACITY (Gal./Ft.): **1/8"** = 0.0006; **3/16"** = 0.0014; **1/4"** = 0.0026; **5/16"** = 0.004; **3/8"** = 0.006; **1/2"** = 0.010; **5/8"** = 0.016

PURGING EQUIPMENT CODES: **B** = Bailer; **BP** = Bladder Pump; **ESP** = Electric Submersible Pump; **PP** = Peristaltic Pump; **O** = Other (Specify)

*Parent Procedure, other procedures may reference this form in ETAPS. * Procedure # ROP-06-007

Electronically approved records are authenticated in the electronic document management system.

Information included in this material is proprietary and confidential and cannot be disclosed or used for any reason beyond the intended purpose without the prior written consent of Westinghouse Electric Company LLC.

© 2020 Westinghouse Electric Company LLC. All Rights Reserved.

Westinghouse Proprietary Class 2
PRINTED COPIES ARE UNCONTROLLED

SAMPLING DATA

WELL No:	SAMPLED BY (PRINT) / AFFILIATION:		
L-48-30-34	Chuck Sudbeth / AECOM		
SAMPLER(S) SIGNATURE(S): Charles K Sudbeth		SAMPLING START TIME: 1507	SAMPLING END TIME: 1509
TUBING MATERIAL CODE: HDPE	PUMP OR TUBING DEPTH IN WELL (feet): 32		DUPLICATE: Y (N)
FIELD DECONTAMINATION: PUMP Y (N)	TUBING Y (N (replaced))		SAMPLE COLLECTION METHOD: Low Flow

FIELD EQUIPMENT USED:	FIELD EQUIPMENT USED:	REMARKS:
MAKE: In-Situ	MAKE:	
MODEL: AquaTroll 600	MODEL:	
SERIAL NO: 808958	SERIAL NO:	

MATERIAL CODES: **AG** = Amber Glass; **CG** = Clear Glass; **HDPE** = High Density Polyethylene; **LDPE** = Low Density Polyethylene; **PP** = Polypropylene; **S** = Silicone; **T** = Teflon; **O** = Other (Specify)

NOTES:
1. STABILIZATION CRITERIA FOR RANGE OF VARIATION OF LAST THREE CONSECUTIVE READINGS:
   pH: + 1.0 units **Temperature**: + 3% **Specific Conductance**: + 3% **Dissolved Oxygen**: optionally, + 0.2 mg/L or + 10% (whichever is greater) **ORP**: + 10 mV
   Turbidity: all readings < 20 NTU; optionally + 5 NTU or + 10% (whichever is greater)

SAMPLED? Y OR N	# of bottles	Size	Material	Preservative	Preservative Lot Number	Analysis	Preferred Lab
	1	250 ml	Plastic	H_2SO_4		Ammonia	WEC Chem Lab
	1	250 ml	Plastic	N/A		Conductivity[a]	WEC Chem Lab
						Fluoride[a]	
	1	250 ml	Plastic	N/A		Nitrate	Shealy
Y	3	40 ~~50~~ ml	Glass vial	Vendor[b]	B101601 VB	VOC	Shealy
	2	250 ml	Glass-amber	N/A		SVOC	Shealy
	1	250 ml	Plastic	N/A		Tritium	GEL
	2	1 liter	Plastic	HNO_3			
						Gross Alpha	GEL
						Gross Beta	
						Isotopic U (α Spec)	
						Isotopic U (ICP-MS)	
						Total U (ICP-MS)	
						Tc-99 (liquid scint)	

Notes: [a] Ensure there is no headspace in the bottle.
[b] Glass vials for VOC collection are acidified by the vendor supplying the vials.

Retain form in area for 1 year, in Records Room - 3 years and offsite - 57 years.

© 2020 Westinghouse Electric Company LLC.
All Rights Reserved.

Westinghouse Proprietary Class 2
PRINTED COPIES ARE UNCONTROLLED

Low Flow Groundwater Sample Collection Record

WELL NO: L-48-40.5-44.5	SAMPLE ID: L-48-40.5-44.5	DATE: 3/17/21
TOTAL WELL LENGTH (feet) (A): 44.5	WATER TABLE DEPTH (feet) (B): 16	LENGTH OF WATER COLUMN (feet) (A-B):
CASING DIAMATER / MATL (inches): 0.5 / Steel	WELL SCREEN INTERVAL DEPTH: 41.5 feet to 44.5 feet	CALCULATED SYSTEM VOLUME:

PURGING DATA

	TUBING DIAMETER (inches): 0.25		PURGE PUMP TYPE OR BAILER: Peristaltic Pump
INITIAL PUMP OR TUBING DEPTH IN WELL (feet): 42.5	FINAL PUMP OR TUBING DEPTH IN WELL (feet): 42.5	PURGING START TIME: 1613	PURGING END TIME:	TOTAL VOLUME PURGED (gallons): 1.1

TIME (24 HR)	CUMUL. VOLUME PURGED (gallons)	PURGE RATE (gpm)	DEPTH TO WATER (feet)	ORP (mV)	pH (standard units)	TEMP. (°C)	SPEC. COND. (circle units) µmhos/cm or µS/cm	DISSOLVED OXYGEN (circle units) mg/L or % saturation	TURBIDITY (NTUs)	COLOR (describe)	ODOR (describe)
1613	0	160mL/min		-5.39	6.65	23.39	144.47	3.55	5,376	gray	none
1620		0.04		-148.79	7.13	21.64	199.67	0.01	2,450	gray	none
1625		0.04		-104.97	6.84	21.44	144.69	0.08	5,591	gray	none
1630		0.04		-84.54	6.68	21.37	120.59	0.11	6,037	gray	none
1635		0.04		-75.70	6.60	21.42	112.06	0.15	4,821	gray	none
1640		0.04		-72.50	6.56	21.13	109.67	0.26	4,802	gray	none
1645	1.1	0.04		-75.15	6.55	21.05	108.14	0.34	4,789	gray	none

WELL CAPACITY (Gallons Per Foot): **0.75"** = 0.02; **1"** = 0.04; **1.25"** = 0.06; **2"** = 0.16; **3"** = 0.37; **4"** = 0.65; **5"** = 1.02; **6"** = 1.47; **12"** = 5.88
TUBING INSIDE DIA. CAPACITY (Gal./Ft.): **1/8"** = 0.0006; **3/16"** = 0.0014; **1/4"** = 0.0026; **5/16"** = 0.004; **3/8"** = 0.006; **1/2"** = 0.010; **5/8"** = 0.016

PURGING EQUIPMENT CODES: **B** = Bailer; **BP** = Bladder Pump; **ESP** = Electric Submersible Pump; **PP** = Peristaltic Pump; **O** = Other (Specify)

*Parent Procedure, other procedures may reference this form in ETAPS. * Procedure # ROP-06-007

Electronically approved records are authenticated in the electronic document management system.

Information included in this material is proprietary and confidential and cannot be disclosed or used for any reason beyond the intended purpose without the prior written consent of Westinghouse Electric Company LLC.

© 2020 Westinghouse Electric Company LLC.
All Rights Reserved.

Westinghouse Proprietary Class 2
PRINTED COPIES ARE UNCONTROLLED

SAMPLING DATA

WELL No: L-48-405-4415	SAMPLED BY (PRINT) / AFFILIATION: Chuck Sudderth / AECOM		
SAMPLER(S) SIGNATURE(S): Charles K Sudderth		SAMPLING START TIME:	SAMPLING END TIME:
TUBING MATERIAL CODE: HDPE	PUMP OR TUBING DEPTH IN WELL (feet): 42.5	DUPLICATE: Y (N)	
FIELD DECONTAMINATION: PUMP Y (N) TUBING Y (N replaced)		SAMPLE COLLECTION METHOD: Low Flow	

FIELD EQUIPMENT USED:	FIELD EQUIPMENT USED:	REMARKS:
MAKE: In-Situ	MAKE:	
MODEL: AquaTroll 600	MODEL:	
SERIAL NO: 808958	SERIAL NO:	

MATERIAL CODES: AG = Amber Glass; CG = Clear Glass; HDPE = High Density Polyethylene; LDPE = Low Density Polyethylene; PP = Polypropylene; S = Silicone; T = Teflon; O = Other (Specify)

NOTES:
1. STABILIZATION CRITERIA FOR RANGE OF VARIATION OF LAST THREE CONSECUTIVE READINGS:
   pH: + 1.0 units **Temperature**: + 3% **Specific Conductance**: + 3% **Dissolved Oxygen**: optionally, + 0.2 mg/L or + 10% (whichever is greater) **ORP**: + 10 mV
   Turbidity: all readings < 20 NTU; optionally + 5 NTU or + 10% (whichever is greater)

SAMPLED? Y OR N	# of bottles	Size	Material	Preservative	Preservative Lot Number	Analysis	Preferred Lab
	1	250 ml	Plastic	H_2SO_4		Ammonia	WEC Chem Lab
	1	250 ml	Plastic	N/A		Conductivity[a]	WEC Chem Lab
						Fluoride[a]	
	1	250 ml	Plastic	N/A		Nitrate	Shealy
Y	3	40 ml	Glass vial	Vendor[b]	B101601 VB	VOC	Shealy
	2	250 ml	Glass-amber	N/A		SVOC	Shealy
	1	250 ml	Plastic	N/A		Tritium	GEL
	2	1 liter	Plastic	HNO_3			
						Gross Alpha	GEL
						Gross Beta	
						Isotopic U (α Spec)	
						Isotopic U (ICP-MS)	
						Total U (ICP-MS)	
						Tc-99 (liquid scint)	

Notes: [a] Ensure there is no headspace in the bottle.
[b] Glass vials for VOC collection are acidified by the vendor supplying the vials.

Retain form in area for 1 year, in Records Room - 3 years and offsite - 57 years.

© 2020 Westinghouse Electric Company LLC.
All Rights Reserved.

Westinghouse Proprietary Class 2
PRINTED COPIES ARE UNCONTROLLED

Low Flow Groundwater Sample Collection Record

WELL NO: L-49-15-19	SAMPLE ID: L-49-15-19	DATE: 3/11/21
TOTAL WELL LENGTH (feet) (A): 19	WATER TABLE DEPTH (feet) (B): 16	LENGTH OF WATER COLUMN (feet) (A-B):
CASING DIAMATER / MATL (inches): 0.5/Steel	WELL SCREEN INTERVAL DEPTH: 15 feet to 19 feet	CALCULATED SYSTEM VOLUME:

PURGING DATA

	TUBING DIAMETER (inches): 0.25		PURGE PUMP TYPE OR BAILER: Peristaltic Pump
INITIAL PUMP OR TUBING DEPTH IN WELL (feet): 17	FINAL PUMP OR TUBING DEPTH IN WELL (feet): 17	PURGING START TIME: 1300	PURGING END TIME: 1332	TOTAL VOLUME PURGED (gallons):

TIME (24 HR)	CUMUL. VOLUME PURGED (gallons)	PURGE RATE (gpm)	DEPTH TO WATER (feet)	ORP (mV)	pH (standard units)	TEMP. (°C)	SPEC. COND. (circle units) µmhos/cm or µS/cm	DISSOLVED OXYGEN (circle units) mg/L or % saturation	TURBIDITY (NTUs)	COLOR (describe)	ODOR (describe)
1300	0			230.27	6.12	25.24	226.33	3.98	5,112	tan	none
1305		160ml/min 0.04 gpm		-148.06	5.60	20.45	119.01	3.31	6,651	tan	none
1310		0.04		-39.67	5.50	20.30	106.50	2.65	3,482	light gray	none
1315		0.04		-41.71	5.47	19.95	103.26	1.91	2,156	light gray	none
1320		0.04		-31.31	5.44	19.94	100.60	1.20	878	light gray	none
1325		0.04		-27.27	5.42	19.93	99.54	0.88	514	light gray	none
1330	1.3	0.04		4.18	5.41	19.93	98.63	0.68	232	clear	none

WELL CAPACITY (Gallons Per Foot): **0.75"** = 0.02; **1"** = 0.04; **1.25"** = 0.06; **2"** = 0.16; **3"** = 0.37; **4"** = 0.65; **5"** = 1.02; **6"** = 1.47; **12"** = 5.88
TUBING INSIDE DIA. CAPACITY (Gal./Ft.): **1/8"** = 0.0006; **3/16"** = 0.0014; **1/4"** = 0.0026; **5/16"** = 0.004; **3/8"** = 0.006; **1/2"** = 0.010; **5/8"** = 0.016

PURGING EQUIPMENT CODES: **B** = Bailer; **BP** = Bladder Pump; **ESP** = Electric Submersible Pump; **PP** = Peristaltic Pump; **O** = Other (Specify)

*Parent Procedure, other procedures may reference this form in ETAPS. * Procedure # ROP-06-007

Electronically approved records are authenticated in the electronic document management system.

Information included in this material is proprietary and confidential and cannot be disclosed or used for any reason beyond the intended purpose without the prior written consent of Westinghouse Electric Company LLC.

© 2020 Westinghouse Electric Company LLC. All Rights Reserved.

Westinghouse Proprietary Class 2
PRINTED COPIES ARE UNCONTROLLED

SAMPLING DATA

WELL No: L-49-15-19	SAMPLED BY (PRINT) / AFFILIATION: Chuck Sudbeth / AECOM		
SAMPLER(S) SIGNATURE(S): Chuck Sudbeth		SAMPLING START TIME: 1300	SAMPLING END TIME: 1332
TUBING MATERIAL CODE: HDPE	PUMP OR TUBING DEPTH IN WELL (feet): 17		DUPLICATE: Y (N)
FIELD DECONTAMINATION: PUMP Y (N)	TUBING Y (N replaced)	SAMPLE COLLECTION METHOD: Peristaltic Pump Low Flow	

FIELD EQUIPMENT USED:	FIELD EQUIPMENT USED:	REMARKS:
MAKE: In-Situ	MAKE:	
MODEL: Aqua Troll 600	MODEL:	
SERIAL NO: 808958	SERIAL NO:	

MATERIAL CODES: **AG** = Amber Glass; **CG** = Clear Glass; **HDPE** = High Density Polyethylene; **LDPE** = Low Density Polyethylene; **PP** = Polypropylene; **S** = Silicone; **T** = Teflon; **O** = Other (Specify)

NOTES:
1. STABILIZATION CRITERIA FOR RANGE OF VARIATION OF LAST THREE CONSECUTIVE READINGS:
   pH: + 1.0 units **Temperature**: + 3% **Specific Conductance**: + 3% **Dissolved Oxygen**: optionally, + 0.2 mg/L or + 10% (whichever is greater) **ORP**: + 10 mV
   Turbidity: all readings < 20 NTU; optionally + 5 NTU or + 10% (whichever is greater)

SAMPLED? Y OR N	# of bottles	Size	Material	Preservative	Preservative Lot Number	Analysis	Preferred Lab
	1	250 ml	Plastic	H_2SO_4		Ammonia	WEC Chem Lab
	1	250 ml	Plastic	N/A		Conductivity[a]	WEC Chem Lab
						Fluoride[a]	
	1	250 ml	Plastic	N/A		Nitrate	Shealy
Y	3	40 ml	Glass vial	Vendor[b]	B108601VB	VOC	Shealy
	2	250 ml	Glass-amber	N/A		SVOC	Shealy
	1	250 ml	Plastic	N/A		Tritium	GEL
	2	1 liter	Plastic	HNO_3			
						Gross Alpha	GEL
						Gross Beta	
						Isotopic U (α Spec)	
						Isotopic U (ICP-MS)	
						Total U (ICP-MS)	
						Tc-99 (liquid scint)	

Notes: [a] Ensure there is no headspace in the bottle.
[b] Glass vials for VOC collection are acidified by the vendor supplying the vials.

Retain form in area for 1 year, in Records Room - 3 years and offsite - 57 years.

© 2020 Westinghouse Electric Company LLC.
All Rights Reserved.

Westinghouse Proprietary Class 2
PRINTED COPIES ARE UNCONTROLLED

Low Flow Groundwater Sample Collection Record

WELL NO: L-49-29-33	SAMPLE ID: L-49-29-33	DATE: 7/11/21
TOTAL WELL LENGTH (feet) (A): 33	WATER TABLE DEPTH (feet) (B): 15	LENGTH OF WATER COLUMN (feet) (A-B):
CASING DIAMATER / MATL (inches): 0.5/Steel	WELL SCREEN INTERVAL DEPTH: 29 feet to 33 feet	CALCULATED SYSTEM VOLUME:

PURGING DATA

	TUBING DIAMETER (inches): 0.25		PURGE PUMP TYPE OR BAILER: Peristaltic Pump
INITIAL PUMP OR TUBING DEPTH IN WELL (feet): 31	FINAL PUMP OR TUBING DEPTH IN WELL (feet): 31	PURGING START TIME: 1526	PURGING END TIME:	TOTAL VOLUME PURGED (gallons):

TIME (24 HR)	CUMUL. VOLUME PURGED (gallons)	PURGE RATE (gpm)	DEPTH TO WATER (feet)	ORP (mV)	pH (standard units)	TEMP. (°C)	SPEC. COND. (circle units) µmhos/cm or µS/cm	DISSOLVED OXYGEN (circle units) mg/L or % saturation	TURBIDITY (NTUs)	COLOR (describe)	ODOR (describe)
1526	0			64.52	5.97	41.83	150.10	1.82	0.37	gray	none
1530				-328.21	5.97	29.81	125.05	0.19	6,146	gray	none
	Peristaltic Pump down 1530 - 1546										
1546		190 mL/min = 0.05 gpm		-123.69	5.93	30.55	112.82	0.04	5,958	gray	none
1550		190 mL/min = 0.05 gpm		-223.49	5.93	24.17	108.50	0.07	5,550	gray	none
1555		0.05		-239.89	5.66	21.41	92.90	0.19	3,586	light gray	none
1600		0.05		-220.57	5.47	21.08	87.86	0.21	2,473	light gray	none
1605		0.05		-208.48	5.27	20.77	87.47	0.24	2,315	light gray	none
1610		0.05		-190.50	5.14	20.77	89.44	0.25	1,673	light gray	none
1615	1.45	0.05		-195.95	5.13	20.85	86.27	0.25	1,622	light gray	none

WELL CAPACITY (Gallons Per Foot): **0.75"** = 0.02; **1"** = 0.04; **1.25"** = 0.06; **2"** = 0.16; **3"** = 0.37; **4"** = 0.65; **5"** = 1.02; **6"** = 1.47; **12"** = 5.88
TUBING INSIDE DIA. CAPACITY (Gal./Ft.): **1/8"** = 0.0006; **3/16"** = 0.0014; **1/4"** = 0.0026; **5/16"** = 0.004; **3/8"** = 0.006; **1/2"** = 0.010; **5/8"** = 0.016

PURGING EQUIPMENT CODES: **B** = Bailer; **BP** = Bladder Pump; **ESP** = Electric Submersible Pump; **PP** = Peristaltic Pump; **O** = Other (Specify)

Electronically approved records are authenticated in the electronic document management system.

Information included in this material is proprietary and confidential and cannot be disclosed or used for any reason beyond the intended purpose without the prior written consent of Westinghouse Electric Company LLC.

© 2020 Westinghouse Electric Company LLC. All Rights Reserved.

Westinghouse Proprietary Class 2
PRINTED COPIES ARE UNCONTROLLED

SAMPLING DATA

WELL No: L-49-29-33	SAMPLED BY (PRINT) / AFFILIATION: Chuck Sublett / AECOM		
SAMPLER(S) SIGNATURE(S): Charles K Sublett		SAMPLING START TIME: 1617	SAMPLING END TIME: ~~1617~~ 1619
TUBING MATERIAL CODE: HDPE	PUMP OR TUBING DEPTH IN WELL (feet): 31		DUPLICATE: (Y) N
FIELD DECONTAMINATION: PUMP Y (N)	TUBING Y (N (replaced)		SAMPLE COLLECTION METHOD: Low Flow

FIELD EQUIPMENT USED:	FIELD EQUIPMENT USED:	REMARKS:
MAKE: In-Situ	MAKE:	
MODEL: Aqua Troll 600	MODEL:	
SERIAL NO: 808958	SERIAL NO:	

MATERIAL CODES: **AG** = Amber Glass; **CG** = Clear Glass; **HDPE** = High Density Polyethylene; **LDPE** = Low Density Polyethylene; **PP** = Polypropylene; **S** = Silicone; **T** = Teflon; **O** = Other (Specify)

NOTES:
1. STABILIZATION CRITERIA FOR RANGE OF VARIATION OF LAST THREE CONSECUTIVE READINGS:
   pH: + 1.0 units **Temperature**: + 3% **Specific Conductance**: + 3% **Dissolved Oxygen**: optionally, + 0.2 mg/L or + 10% (whichever is greater) **ORP**: + 10 mV
   Turbidity: all readings < 20 NTU; optionally + 5 NTU or + 10% (whichever is greater)

SAMPLED? Y OR N	# of bottles	Size	Material	Preservative	Preservative Lot Number	Analysis	Preferred Lab
	1	250 ml	Plastic	H_2SO_4		Ammonia	WEC Chem Lab
	1	250 ml	Plastic	N/A		Conductivity[a]	WEC Chem Lab
						Fluoride[a]	
	1	250 ml	Plastic	N/A		Nitrate	Shealy
Y	3	~~40~~ 40 ml	Glass vial	Vendor[b]	B101601VB	VOC	Shealy
	2	250 ml	Glass-amber	N/A		SVOC	Shealy
	1	250 ml	Plastic	N/A		Tritium	GEL
	2	1 liter	Plastic	HNO_3			
						Gross Alpha	GEL
						Gross Beta	
						Isotopic U (α Spec)	
						Isotopic U (ICP-MS)	
						Total U (ICP-MS)	
						Tc-99 (liquid scint)	

Notes: [a] Ensure there is no headspace in the bottle.
[b] Glass vials for VOC collection are acidified by the vendor supplying the vials.

Retain form in area for 1 year, in Records Room - 3 years and offsite - 57 years.

© 2020 Westinghouse Electric Company LLC.
All Rights Reserved.

Westinghouse Proprietary Class 2
PRINTED COPIES ARE UNCONTROLLED

Low Flow Groundwater Sample Collection Record

WELL NO: L-49-37.5-41.5	SAMPLE ID: L-49-37.5-41.5	DATE: 3/11/21
TOTAL WELL LENGTH (feet) (A): 41.5	WATER TABLE DEPTH (feet) (B): 17	LENGTH OF WATER COLUMN (feet) (A-B):
CASING DIAMATER / MATL (inches): 0.5/Steel	WELL SCREEN INTERVAL DEPTH: 37.5 feet to 41.5 feet	CALCULATED SYSTEM VOLUME:

PURGING DATA

	TUBING DIAMETER (inches): 0.25			PURGE PUMP TYPE OR BAILER: Peristaltic Pump
INITIAL PUMP OR TUBING DEPTH IN WELL (feet): 39.5	FINAL PUMP OR TUBING DEPTH IN WELL (feet): 39.5	PURGING START TIME: 1645	PURGING END TIME:	TOTAL VOLUME PURGED (gallons):

TIME (24 HR)	CUMUL. VOLUME PURGED (gallons)	PURGE RATE (gpm)	DEPTH TO WATER (feet)	ORP (mV)	pH (standard units)	TEMP. (°C)	SPEC. COND. (circle units) µmhos/cm or µS/cm	DISSOLVED OXYGEN (circle units) mg/L or % saturation	TURBIDITY (NTUs)	COLOR (describe)	ODOR (describe)
1645	0	170 ml/min=0.05		-18.50	5.75	24.73	108.97	0.85	5,336	gray	none
1650		0.05		-173.13	5.59	22.08	61.69	0.28	4,196	gray	none
1655		170 ml/min=0.05		-194.33	5.53	21.49	57.26	0.33	1,602	light gray	none
1700		0.05		-186.90	5.47	20.74	57.05	0.31	1,252	light gray	none
1705		0.05		-159.53	5.49	20.37	57.54	0.30	1,664	light gray	none
1710		0.05		-226.79	5.49	20.17	61.27	0.26	2,173	light gray	none
1715		0.05		-155.28	5.45	19.99	57.22	0.29	1,631	light gray	none
1720		0.05		-163.44	5.43	19.81	56.55	0.30	1,251	light gray	none
1725	2.0	0.05		-158.46	5.40	19.45	56.17	0.31	941	light gray	none

WELL CAPACITY (Gallons Per Foot): **0.75"** = 0.02; **1"** = 0.04; **1.25"** = 0.06; **2"** = 0.16; **3"** = 0.37; **4"** = 0.65; **5"** = 1.02; **6"** = 1.47; **12"** = 5.88
TUBING INSIDE DIA. CAPACITY (Gal./Ft.): **1/8"** = 0.0006; **3/16"** = 0.0014; **1/4"** = 0.0026; **5/16"** = 0.004; **3/8"** = 0.006; **1/2"** = 0.010; **5/8"** = 0.016

PURGING EQUIPMENT CODES: **B** = Bailer; **BP** = Bladder Pump; **ESP** = Electric Submersible Pump; **PP** = Peristaltic Pump; **O** = Other (Specify)

*Parent Procedure, other procedures may reference this form in ETAPS. * Procedure # ROP-06-007

Electronically approved records are authenticated in the electronic document management system.
Information included in this material is proprietary and confidential and cannot be disclosed or used for any reason beyond the intended purpose without the prior written consent of Westinghouse Electric Company LLC.
© 2020 Westinghouse Electric Company LLC. All Rights Reserved.

SAMPLING DATA

WELL No: L-49-37.5-4.5	SAMPLED BY (PRINT) / AFFILIATION: Chuck Subblett / AECOM		
SAMPLER(S) SIGNATURE(S): Charles K Subblett		SAMPLING START TIME: 1726	SAMPLING END TIME: 1728
TUBING MATERIAL CODE: HDPE	PUMP OR TUBING DEPTH IN WELL (feet): 39.5	DUPLICATE: Y (N)	
FIELD DECONTAMINATION: PUMP Y (N)	TUBING Y N (replaced)	SAMPLE COLLECTION METHOD: Low Flow	

FIELD EQUIPMENT USED:	FIELD EQUIPMENT USED:	REMARKS:
MAKE: In-Situ	MAKE:	
MODEL: AquaTroll 600	MODEL:	
SERIAL NO: 808958	SERIAL NO:	

MATERIAL CODES: **AG** = Amber Glass; **CG** = Clear Glass; **HDPE** = High Density Polyethylene; **LDPE** = Low Density Polyethylene; **PP** = Polypropylene; **S** = Silicone; **T** = Teflon; **O** = Other (Specify)

NOTES:
1. STABILIZATION CRITERIA FOR RANGE OF VARIATION OF LAST THREE CONSECUTIVE READINGS:
   pH: + 1.0 units **Temperature**: + 3% **Specific Conductance**: + 3% **Dissolved Oxygen**: optionally, + 0.2 mg/L or + 10% (whichever is greater) **ORP**: + 10 mV
   Turbidity: all readings < 20 NTU; optionally + 5 NTU or + 10% (whichever is greater)

SAMPLED? Y OR N	# of bottles	Size	Material	Preservative	Preservative Lot Number	Analysis	Preferred Lab
	1	250 ml	Plastic	H_2SO_4		Ammonia	WEC Chem Lab
	1	250 ml	Plastic	N/A		Conductivity[a]	WEC Chem Lab
						Fluoride[a]	
	1	250 ml	Plastic	N/A		Nitrate	Shealy
Y	3	40~~50~~ ml	Glass vial	Vendor[b]	B101601 VB	VOC	Shealy
	2	250 ml	Glass-amber	N/A		SVOC	Shealy
	1	250 ml	Plastic	N/A		Tritium	GEL
	2	1 liter	Plastic	HNO_3			
						Gross Alpha	GEL
						Gross Beta	
						Isotopic U (α Spec)	
						Isotopic U (ICP-MS)	
						Total U (ICP-MS)	
						Tc-99 (liquid scint)	

Notes: [a] Ensure there is no headspace in the bottle.
[b] Glass vials for VOC collection are acidified by the vendor supplying the vials.

Retain form in area for 1 year, in Records Room - 3 years and offsite - 57 years.

© 2020 Westinghouse Electric Company LLC.
All Rights Reserved.

Westinghouse Proprietary Class 2
PRINTED COPIES ARE UNCONTROLLED

Low Flow Groundwater Sample Collection Record

WELL NO: L-50-20-24	SAMPLE ID: L-50-20-24	DATE: 2/19/21
TOTAL WELL LENGTH (feet) (A): 24	WATER TABLE DEPTH (feet) (B): 17	LENGTH OF WATER COLUMN (feet) (A-B):
CASING DIAMATER / MATL (inches): 0.5/Steel	WELL SCREEN INTERVAL DEPTH: 20 feet to 24 feet	CALCULATED SYSTEM VOLUME:

PURGING DATA

	TUBING DIAMETER (inches): 0.25		PURGE PUMP TYPE OR BAILER: Peristaltic Pump
INITIAL PUMP OR TUBING DEPTH IN WELL (feet): 22	FINAL PUMP OR TUBING DEPTH IN WELL (feet): 22	PURGING START TIME: 1430	PURGING END TIME: 1452	TOTAL VOLUME PURGED (gallons): 1.0

TIME (24 HR)	CUMUL. VOLUME PURGED (gallons)	PURGE RATE (gpm)	DEPTH TO WATER (feet)	ORP (mV)	pH (standard units)	TEMP. (°C)	SPEC. COND. (circle units) µmhos/cm or µS/cm	DISSOLVED OXYGEN (circle units) mg/L or % saturation	TURBIDITY (NTUs)	COLOR (describe)	ODOR (describe)
1430	0			-19.62	6.23	15.31	108.19	3.18	953	tan	none
1435				-214.51	5.71	15.41	89.10	0.33	7,218	tan	none
1440		0.21 L/M		-137.54	5.60	15.69	83.70	1.04	1,510	light gray	none
1445		0.184 L/M		-123.31	5.57	15.58	83.75	1.15	1,251	light gray	none
1450	1.0	0.05		-106.58	5.54	15.45	83.83	1.17	978	light gray	none

WELL CAPACITY (Gallons Per Foot): **0.75"** = 0.02; **1"** = 0.04; **1.25"** = 0.06; **2"** = 0.16; **3"** = 0.37; **4"** = 0.65; **5"** = 1.02; **6"** = 1.47; **12"** = 5.88
TUBING INSIDE DIA. CAPACITY (Gal./Ft.): **1/8"** = 0.0006; **3/16"** = 0.0014; **1/4"** = 0.0026; **5/16"** = 0.004; **3/8"** = 0.006; **1/2"** = 0.010; **5/8"** = 0.016

PURGING EQUIPMENT CODES: **B** = Bailer; **BP** = Bladder Pump; **ESP** = Electric Submersible Pump; **PP** = Peristaltic Pump; **O** = Other (Specify)

*Parent Procedure, other procedures may reference this form in ETAPS. * Procedure # ROP-06-007

Electronically approved records are authenticated in the electronic document management system.

Information included in this material is proprietary and confidential and cannot be disclosed or used for any reason beyond the intended purpose without the prior written consent of Westinghouse Electric Company LLC.

© 2020 Westinghouse Electric Company LLC.
All Rights Reserved.

Westinghouse Proprietary Class 2
PRINTED COPIES ARE UNCONTROLLED

SAMPLING DATA

WELL No: L-50-20-24	SAMPLED BY (PRINT) / AFFILIATION: Chuck Sudbeth / AECOM		
SAMPLER(S) SIGNATURE(S): Charles K Sudbeth		SAMPLING START TIME: 1430	SAMPLING END TIME: 1452
TUBING MATERIAL CODE:	PUMP OR TUBING DEPTH IN WELL (feet):		DUPLICATE: Y N
FIELD DECONTAMINATION: PUMP Y (N) TUBING Y N (replaced)		SAMPLE COLLECTION METHOD: Peristaltic Pump	

FIELD EQUIPMENT USED:	FIELD EQUIPMENT USED:	REMARKS:
MAKE:	MAKE:	
MODEL:	MODEL:	
SERIAL NO:	SERIAL NO:	

MATERIAL CODES: **AG** = Amber Glass; **CG** = Clear Glass; **HDPE** = High Density Polyethylene; **LDPE** = Low Density Polyethylene; **PP** = Polypropylene; **S** = Silicone; **T** = Teflon; **O** = Other (Specify)

NOTES:
1. STABILIZATION CRITERIA FOR RANGE OF VARIATION OF LAST THREE CONSECUTIVE READINGS:
pH: + 1.0 units **Temperature**: + 3% **Specific Conductance**: + 3% **Dissolved Oxygen**: optionally, + 0.2 mg/L or + 10% (whichever is greater) **ORP**: + 10 mV
Turbidity: all readings < 20 NTU; optionally + 5 NTU or + 10% (whichever is greater)

SAMPLED? Y OR N	# of bottles	Size	Material	Preservative	Preservative Lot Number	Analysis	Preferred Lab
	1	250 ml	Plastic	H_2SO_4		Ammonia	WEC Chem Lab
	1	250 ml	Plastic	N/A		Conductivity[a]	WEC Chem Lab
						Fluoride[a]	
	1	250 ml	Plastic	N/A		Nitrate	Shealy
Y	3	40~~50~~ ml	Glass vial	Vendor[b]		VOC	Shealy
	2	250 ml	Glass-amber	N/A		SVOC	Shealy
	1	250 ml	Plastic	N/A		Tritium	GEL
	2	1 liter	Plastic	HNO_3			
						Gross Alpha	GEL
						Gross Beta	
						Isotopic U (α Spec)	
						Isotopic U (ICP-MS)	
						Total U (ICP-MS)	
						Tc-99 (liquid scint)	

Notes: [a] Ensure there is no headspace in the bottle.
[b] Glass vials for VOC collection are acidified by the vendor supplying the vials.

Retain form in area for 1 year, in Records Room - 3 years and offsite - 57 years.

© 2020 Westinghouse Electric Company LLC.
All Rights Reserved.

Westinghouse Proprietary Class 2
PRINTED COPIES ARE UNCONTROLLED

Low Flow Groundwater Sample Collection Record

WELL NO: L-50 ~~MW-50~~ -46-50	SAMPLE ID: L-50-46-50	DATE: 2/19/21
TOTAL WELL LENGTH (feet) (A): 50	WATER TABLE DEPTH (feet) (B): 17	LENGTH OF WATER COLUMN (feet) (A-B):
CASING DIAMATER / MATL (inches): 0.5/Steel	WELL SCREEN INTERVAL DEPTH: 46 feet to 50 feet	CALCULATED SYSTEM VOLUME:

PURGING DATA

	TUBING DIAMETER (inches): 0.25		PURGE PUMP TYPE OR BAILER: Peristaltic Pump
INITIAL PUMP OR TUBING DEPTH IN WELL (feet): 48	FINAL PUMP OR TUBING DEPTH IN WELL (feet): 48	PURGING START TIME: 1319	PURGING END TIME: 1350	TOTAL VOLUME PURGED (gallons): 1.3

TIME (24 HR)	CUMUL. VOLUME PURGED (gallons)	PURGE RATE (gpm)	DEPTH TO WATER (feet)	ORP (mV)	pH (standard units)	TEMP. (°C)	SPEC. COND. (circle units) µmhos/cm or µS/cm	DISSOLVED OXYGEN (circle units) mg/L or % saturation	TURBIDITY (NTUs)	COLOR (describe)	ODOR (describe)
1319	0			48.03	5.84	11.34	179.02	5.85	3,340	tan	none
1325		0.17 L/m		-82.76	6.34	15.03	123.80	0.78	4,894	tan	none
1330				-32.44	6.03	15.44	109.82	1.69	2,648	light gray	none
1335				-17.13	5.93	15.45	106.54	1.85	1,687	light gray	none
1340		0.18 L/m		-8.29	5.86	15.47	103.41	1.94	1,267	light gray	none
1345	1.3	0.09		-2.52	5.84	15.53	102.55	2.01	1,178	light gray	none

WELL CAPACITY (Gallons Per Foot): **0.75"** = 0.02; **1"** = 0.04; **1.25"** = 0.06; **2"** = 0.16; **3"** = 0.37; **4"** = 0.65; **5"** = 1.02; **6"** = 1.47; **12"** = 5.88
TUBING INSIDE DIA. CAPACITY (Gal./Ft.): **1/8"** = 0.0006; **3/16"** = 0.0014; **1/4"** = 0.0026; **5/16"** = 0.004; **3/8"** = 0.006; **1/2"** = 0.010; **5/8"** = 0.016

PURGING EQUIPMENT CODES: **B** = Bailer; **BP** = Bladder Pump; **ESP** = Electric Submersible Pump; **PP** = Peristaltic Pump; **O** = Other (Specify)

*Parent Procedure, other procedures may reference this form in ETAPS. * Procedure # ROP-06-007

Electronically approved records are authenticated in the electronic document management system.

Information included in this material is proprietary and confidential and cannot be disclosed or used for any reason beyond the intended purpose without the prior written consent of Westinghouse Electric Company LLC.

© 2020 Westinghouse Electric Company LLC.
All Rights Reserved.

Westinghouse Proprietary Class 2
PRINTED COPIES ARE UNCONTROLLED

SAMPLING DATA

WELL No: L-50-46-50	SAMPLED BY (PRINT) / AFFILIATION: Chuck Sudbeth / AECOM		
SAMPLER(S) SIGNATURE(S): Charles K Sudbeth		SAMPLING START TIME: 1319	SAMPLING END TIME: 1350
TUBING MATERIAL CODE: HDPE	PUMP OR TUBING DEPTH IN WELL (feet): 48	DUPLICATE: (Y) N	
FIELD DECONTAMINATION: PUMP Y (N) TUBING Y (N (replaced))		SAMPLE COLLECTION METHOD: Peristaltic Pump	

FIELD EQUIPMENT USED:	FIELD EQUIPMENT USED:	REMARKS:
MAKE:	MAKE:	
MODEL:	MODEL:	
SERIAL NO:	SERIAL NO:	

MATERIAL CODES: **AG** = Amber Glass; **CG** = Clear Glass; **HDPE** = High Density Polyethylene; **LDPE** = Low Density Polyethylene; **PP** = Polypropylene; **S** = Silicone; **T** = Teflon; **O** = Other (Specify)

NOTES:
1. STABILIZATION CRITERIA FOR RANGE OF VARIATION OF LAST THREE CONSECUTIVE READINGS:
   pH: + 1.0 units **Temperature**: + 3% **Specific Conductance**: + 3% **Dissolved Oxygen**: optionally, + 0.2 mg/L or + 10% (whichever is greater) **ORP**: + 10 mV
   Turbidity: all readings < 20 NTU; optionally + 5 NTU or + 10% (whichever is greater)

SAMPLED? Y OR N	# of bottles	Size	Material	Preservative	Preservative Lot Number	Analysis	Preferred Lab
	1	250 ml	Plastic	H_2SO_4		Ammonia	WEC Chem Lab
	1	250 ml	Plastic	N/A		Conductivity[a]	WEC Chem Lab
						Fluoride[a]	
	1	250 ml	Plastic	N/A		Nitrate	Shealy
Y	3	40~~50~~ ml	Glass vial	Vendor[b]		VOC	Shealy
	2	250 ml	Glass-amber	N/A		SVOC	Shealy
	1	250 ml	Plastic	N/A		Tritium	GEL
	2	1 liter	Plastic	HNO_3			
						Gross Alpha	GEL
						Gross Beta	
						Isotopic U (α Spec)	
						Isotopic U (ICP-MS)	
						Total U (ICP-MS)	
						Tc-99 (liquid scint)	

Notes: [a] Ensure there is no headspace in the bottle.
[b] Glass vials for VOC collection are acidified by the vendor supplying the vials.

Retain form in area for 1 year, in Records Room - 3 years and offsite - 57 years.

© 2020 Westinghouse Electric Company LLC.
All Rights Reserved.

Westinghouse Proprietary Class 2
PRINTED COPIES ARE UNCONTROLLED

Low Flow Groundwater Sample Collection Record

WELL NO: L-51-21-25	SAMPLE ID: L-51-21-25	DATE: 2/22/21
TOTAL WELL LENGTH (feet) (A): 25	WATER TABLE DEPTH (feet) (B): 19	LENGTH OF WATER COLUMN (feet) (A-B):
CASING DIAMATER / MATL (inches): 0.5/Steel	WELL SCREEN INTERVAL DEPTH: 21 feet to 25 feet	CALCULATED SYSTEM VOLUME:

PURGING DATA

	TUBING DIAMETER (inches): 0.25		PURGE PUMP TYPE OR BAILER: Peristaltic Pump
INITIAL PUMP OR TUBING DEPTH IN WELL (feet): 23	FINAL PUMP OR TUBING DEPTH IN WELL (feet): 23	PURGING START TIME: 1243	PURGING END TIME: 1312	TOTAL VOLUME PURGED (gallons): 1.4

TIME (24 HR)	CUMUL. VOLUME PURGED (gallons)	PURGE RATE (gpm)	DEPTH TO WATER (feet)	ORP (mV)	pH (standard units)	TEMP. (°C)	SPEC. COND. (circle units) µmhos/cm or µS/cm	DISSOLVED OXYGEN (circle units) mg/L or % saturation	TURBIDITY (NTUs)	COLOR (describe)	ODOR (describe)
1243	0			-31.94	6.09	17.60	104.30	2.33	1,890	tan	none
1246				-75.69	5.79	17.45	121.02	0.04	5,121	tan	none
1250				-32.49	5.72	17.61	102.16	0.77	6,860	tan	none
1255		0.18 mL/m		-17.27	5.70	17.45	100.63	0.90	6,058	light gray	none
~~1300~~		0.05		~~-17.27~~	~~5.70~~	~~17.45~~					
1300		0.05		-16.53	5.70	17.33	100.44	0.90	5,519	light gray	none
1305		0.05		-22.90	5.69	17.13	99.64	0.86	4,605	light gray	none
1310	1.4	0.05		-19.71	5.68	16.90	99.06	0.98	~~4,165~~ 4,165	light gray	none

WELL CAPACITY (Gallons Per Foot): **0.75"** = 0.02; **1"** = 0.04; **1.25"** = 0.06; **2"** = 0.16; **3"** = 0.37; **4"** = 0.65; **5"** = 1.02; **6"** = 1.47; **12"** = 5.88
TUBING INSIDE DIA. CAPACITY (Gal./Ft.): **1/8"** = 0.0006; **3/16"** = 0.0014; **1/4"** = 0.0026; **5/16"** = 0.004; **3/8"** = 0.006; **1/2"** = 0.010; **5/8"** = 0.016

PURGING EQUIPMENT CODES: **B** = Bailer; **BP** = Bladder Pump; **ESP** = Electric Submersible Pump; **PP** = Peristaltic Pump; **O** = Other (Specify)

Electronically approved records are authenticated in the electronic document management system.

Information included in this material is proprietary and confidential and cannot be disclosed or used for any reason beyond the intended purpose without the prior written consent of Westinghouse Electric Company LLC.

© 2020 Westinghouse Electric Company LLC. All Rights Reserved.

SAMPLING DATA

WELL No: L-51-21-25	SAMPLED BY (PRINT) / AFFILIATION: Chuck Suddeth / AECOM		
SAMPLER(S) SIGNATURE(S): Charles K Suddeth		SAMPLING START TIME: 1243	SAMPLING END TIME: 1312
TUBING MATERIAL CODE: HDPE	PUMP OR TUBING DEPTH IN WELL (feet): 23		DUPLICATE: Y (N)
FIELD DECONTAMINATION: PUMP Y (N)	TUBING Y N (replaced)		SAMPLE COLLECTION METHOD: Peristaltic Pump

FIELD EQUIPMENT USED:	FIELD EQUIPMENT USED:	REMARKS:
MAKE:	MAKE:	
MODEL:	MODEL:	
SERIAL NO:	SERIAL NO:	

MATERIAL CODES: **AG** = Amber Glass; **CG** = Clear Glass; **HDPE** = High Density Polyethylene; **LDPE** = Low Density Polyethylene; **PP** = Polypropylene; **S** = Silicone; **T** = Teflon; **O** = Other (Specify)

NOTES:
1. STABILIZATION CRITERIA FOR RANGE OF VARIATION OF LAST THREE CONSECUTIVE READINGS:
   pH: + 1.0 units **Temperature**: + 3% **Specific Conductance**: + 3% **Dissolved Oxygen**: optionally, + 0.2 mg/L or + 10% (whichever is greater) **ORP**: + 10 mV
   Turbidity: all readings < 20 NTU; optionally + 5 NTU or + 10% (whichever is greater)

SAMPLED? Y OR N	# of bottles	Size	Material	Preservative	Preservative Lot Number	Analysis	Preferred Lab
	1	250 ml	Plastic	H_2SO_4		Ammonia	WEC Chem Lab
	1	250 ml	Plastic	N/A		Conductivity[a]	WEC Chem Lab
						Fluoride[a]	
	1	250 ml	Plastic	N/A		Nitrate	Shealy
Y	3	40 ml	Glass vial	Vendor[b]		VOC	Shealy
	2	250 ml	Glass-amber	N/A		SVOC	Shealy
	1	250 ml	Plastic	N/A		Tritium	GEL
	2	1 liter	Plastic	HNO_3			
						Gross Alpha	GEL
						Gross Beta	
						Isotopic U (α Spec)	
						Isotopic U (ICP-MS)	
						Total U (ICP-MS)	
						Tc-99 (liquid scint)	

Notes: [a] Ensure there is no headspace in the bottle.
[b] Glass vials for VOC collection are acidified by the vendor supplying the vials.

Retain form in area for 1 year, in Records Room - 3 years and offsite - 57 years.

© 2020 Westinghouse Electric Company LLC.
All Rights Reserved.

Westinghouse Proprietary Class 2
PRINTED COPIES ARE UNCONTROLLED

Low Flow Groundwater Sample Collection Record

WELL NO: L-51-41-45	SAMPLE ID: L-51-41-45	DATE: 2/22/21
TOTAL WELL LENGTH (feet) (A): 45	WATER TABLE DEPTH (feet) (B): 19	LENGTH OF WATER COLUMN (feet) (A-B):
CASING DIAMATER / MATL (inches): 0.5/Steel	WELL SCREEN INTERVAL DEPTH: 41 feet to 45 feet	CALCULATED SYSTEM VOLUME:

PURGING DATA

	TUBING DIAMETER (inches): 0.25			PURGE PUMP TYPE OR BAILER: Peristaltic Pump
INITIAL PUMP OR TUBING DEPTH IN WELL (feet): 43	FINAL PUMP OR TUBING DEPTH IN WELL (feet): 43	PURGING START TIME: 1136	PURGING END TIME: 1205	TOTAL VOLUME PURGED (gallons): 1.3

TIME (24 HR)	CUMUL. VOLUME PURGED (gallons)	PURGE RATE (gpm)	DEPTH TO WATER (feet)	ORP (mV)	pH (standard units)	TEMP. (°C)	SPEC. COND. (circle units) µmhos/cm or µS/cm	DISSOLVED OXYGEN (circle units) mg/L or % saturation	TURBIDITY (NTUs)	COLOR (describe)	ODOR (describe)
1136	0			17.66	6.96	16.42	169.27	6.52	1,669	tan	none
1140		0.24 L/M		1.09	6.11	17.72	97.07	1.85	5,400	tan	none
1145		0.06		9.79	5.95	17.57	95.21	2.04	3,999	light gray	none
1150		0.18 L/M		-0.31	6.02	17.35	95.68	2.01	4,028	light gray	none
1155		0.05		-4.82	5.99	17.29	96.42	2.09	3,975	light gray	none
1200	1.3	0.05		-9.29	6.00	17.32	96.13	2.05	3,753	light gray	none

WELL CAPACITY (Gallons Per Foot): **0.75"** = 0.02; **1"** = 0.04; **1.25"** = 0.06; **2"** = 0.16; **3"** = 0.37; **4"** = 0.65; **5"** = 1.02; **6"** = 1.47; **12"** = 5.88
TUBING INSIDE DIA. CAPACITY (Gal./Ft.): **1/8"** = 0.0006; **3/16"** = 0.0014; **1/4"** = 0.0026; **5/16"** = 0.004; **3/8"** = 0.006; **1/2"** = 0.010; **5/8"** = 0.016

PURGING EQUIPMENT CODES: **B** = Bailer; **BP** = Bladder Pump; **ESP** = Electric Submersible Pump; **PP** = Peristaltic Pump; **O** = Other (Specify)

*Parent Procedure, other procedures may reference this form in ETAPS. * Procedure # ROP-06-007

Electronically approved records are authenticated in the electronic document management system.

Information included in this material is proprietary and confidential and cannot be disclosed or used for any reason beyond the intended purpose without the prior written consent of Westinghouse Electric Company LLC.

© 2020 Westinghouse Electric Company LLC.
All Rights Reserved.

Westinghouse Proprietary Class 2
PRINTED COPIES ARE UNCONTROLLED

1205

SAMPLING DATA

WELL No: L-51-41-45	SAMPLED BY (PRINT) / AFFILIATION: Chuck Sudbeth / AECOM		
SAMPLER(S) SIGNATURE(S): Charles K Sudbeth		SAMPLING START TIME:	SAMPLING END TIME:
TUBING MATERIAL CODE: HDPE	PUMP OR TUBING DEPTH IN WELL (feet): 43	DUPLICATE: Y (N)	
FIELD DECONTAMINATION: PUMP Y (N)	TUBING Y (N (replaced))	SAMPLE COLLECTION METHOD: Peristaltic Pump	

FIELD EQUIPMENT USED:	FIELD EQUIPMENT USED:	REMARKS:
MAKE:	MAKE:	
MODEL:	MODEL:	
SERIAL NO:	SERIAL NO:	

MATERIAL CODES: **AG** = Amber Glass; **CG** = Clear Glass; **HDPE** = High Density Polyethylene; **LDPE** = Low Density Polyethylene; **PP** = Polypropylene; **S** = Silicone; **T** = Teflon; **O** = Other (Specify)

NOTES:
1. STABILIZATION CRITERIA FOR RANGE OF VARIATION OF LAST THREE CONSECUTIVE READINGS:
   pH: + 1.0 units **Temperature**: + 3% **Specific Conductance**: + 3% **Dissolved Oxygen**: optionally, + 0.2 mg/L or + 10% (whichever is greater) **ORP**: + 10 mV
   Turbidity: all readings < 20 NTU; optionally + 5 NTU or + 10% (whichever is greater)

SAMPLED? Y OR N	# of bottles	Size	Material	Preservative	Preservative Lot Number	Analysis	Preferred Lab
	1	250 ml	Plastic	H_2SO_4		Ammonia	WEC Chem Lab
	1	250 ml	Plastic	N/A		Conductivity[a]	WEC Chem Lab
						Fluoride[a]	
	1	250 ml	Plastic	N/A		Nitrate	Shealy
Y	3	40~~50~~ ml	Glass vial	Vendor[b]		VOC	Shealy
	2	250 ml	Glass-amber	N/A		SVOC	Shealy
	1	250 ml	Plastic	N/A		Tritium	GEL
	2	1 liter	Plastic	HNO_3			
						Gross Alpha	GEL
						Gross Beta	
						Isotopic U (α Spec)	
						Isotopic U (ICP-MS)	
						Total U (ICP-MS)	
						Tc-99 (liquid scint)	

Notes: [a] Ensure there is no headspace in the bottle.
[b] Glass vials for VOC collection are acidified by the vendor supplying the vials.

Retain form in area for 1 year, in Records Room - 3 years and offsite - 57 years.

© 2020 Westinghouse Electric Company LLC.
All Rights Reserved.
Westinghouse Proprietary Class 2
PRINTED COPIES ARE UNCONTROLLED

Low Flow Groundwater Sample Collection Record

WELL NO: L-52-18-22	SAMPLE ID: L-52-18-22	DATE: 3/12/21
TOTAL WELL LENGTH (feet) (A): 22	WATER TABLE DEPTH (feet) (B): 18	LENGTH OF WATER COLUMN (feet) (A-B):
CASING DIAMATER / MATL (inches): 0.5/Steel	WELL SCREEN INTERVAL DEPTH: 18 feet to 22 feet	CALCULATED SYSTEM VOLUME:

PURGING DATA

	TUBING DIAMETER (inches): 0.25			PURGE PUMP TYPE OR BAILER: Peristaltic Pump
INITIAL PUMP OR TUBING DEPTH IN WELL (feet): 20	FINAL PUMP OR TUBING DEPTH IN WELL (feet): 20	PURGING START TIME: 1523	PURGING END TIME: 1550	TOTAL VOLUME PURGED (gallons): 1.1

TIME (24 HR)	CUMUL. VOLUME PURGED (gallons)	PURGE RATE (gpm)	DEPTH TO WATER (feet)	ORP (mV)	pH (standard units)	TEMP. (°C)	SPEC. COND. (circle units) µmhos/cm or µS/cm	DISSOLVED OXYGEN (circle units) mg/L or % saturation	TURBIDITY (NTUs)	COLOR (describe)	ODOR (describe)
1523	0	150ml/min		147.09	5.15	23.37	107.53	6.36	1,571	gray	none
1530		150ml/min		169.80	5.58	20.73	102.56	5.00	215	light gray	none
1535		0.04		172.23	5.52	20.02	102.02	5.28	218	clear	none
1540		0.04		183.74	5.43	19.83	99.47	5.55	48.4	clear	none
1545		0.04		191.65	5.40	19.50	99.11	5.58	42.0	clear	none
1550	1.1	0.04		198.59	5.37	19.34	98.11	5.64	7.17	clear	none

WELL CAPACITY (Gallons Per Foot): **0.75"** = 0.02; **1"** = 0.04; **1.25"** = 0.06; **2"** = 0.16; **3"** = 0.37; **4"** = 0.65; **5"** = 1.02; **6"** = 1.47; **12"** = 5.88
TUBING INSIDE DIA. CAPACITY (Gal./Ft.): **1/8"** = 0.0006; **3/16"** = 0.0014; **1/4"** = 0.0026; **5/16"** = 0.004; **3/8"** = 0.006; **1/2"** = 0.010; **5/8"** = 0.016

PURGING EQUIPMENT CODES: **B** = Bailer; **BP** = Bladder Pump; **ESP** = Electric Submersible Pump; **PP** = Peristaltic Pump; **O** = Other (Specify)

*Parent Procedure, other procedures may reference this form in ETAPS. * Procedure # ROP-06-007

Electronically approved records are authenticated in the electronic document management system.
Information included in this material is proprietary and confidential and cannot be disclosed or used for any reason beyond the intended purpose without the prior written consent of Westinghouse Electric Company LLC.
© 2020 Westinghouse Electric Company LLC. All Rights Reserved.

Westinghouse Proprietary Class 2
PRINTED COPIES ARE UNCONTROLLED

SAMPLING DATA

WELL No: L-52-18-22	SAMPLED BY (PRINT) / AFFILIATION: Chuck Sudbeth / AECOM		
SAMPLER(S) SIGNATURE(S): Charles K Sudbeth		SAMPLING START TIME: 1552	SAMPLING END TIME: 1554
TUBING MATERIAL CODE: HDPE	PUMP OR TUBING DEPTH IN WELL (feet): 20		DUPLICATE: Y (N)
FIELD DECONTAMINATION: PUMP Y (N)	TUBING Y N (replaced)		SAMPLE COLLECTION METHOD: Low Flow

FIELD EQUIPMENT USED:	FIELD EQUIPMENT USED:	REMARKS:
MAKE: In-Situ	MAKE:	
MODEL: AquaTroll 600	MODEL:	
SERIAL NO: 808958	SERIAL NO:	

MATERIAL CODES: **AG** = Amber Glass; **CG** = Clear Glass; **HDPE** = High Density Polyethylene; **LDPE** = Low Density Polyethylene; **PP** = Polypropylene; **S** = Silicone; **T** = Teflon; **O** = Other (Specify)

NOTES:
1. STABILIZATION CRITERIA FOR RANGE OF VARIATION OF LAST THREE CONSECUTIVE READINGS:
   pH: + 1.0 units **Temperature**: + 3% **Specific Conductance**: + 3% **Dissolved Oxygen**: optionally, + 0.2 mg/L or + 10% (whichever is greater) **ORP**: + 10 mV
   Turbidity: all readings < 20 NTU; optionally + 5 NTU or + 10% (whichever is greater)

SAMPLED? Y OR N	# of bottles	Size	Material	Preservative	Preservative Lot Number	Analysis	Preferred Lab
	1	250 ml	Plastic	H_2SO_4		Ammonia	WEC Chem Lab
	1	250 ml	Plastic	N/A		Conductivity[a]	WEC Chem Lab
						Fluoride[a]	
	1	250 ml	Plastic	N/A		Nitrate	Shealy
Y	3	40 ml	Glass vial	Vendor[b]	B101601VB	VOC	Shealy
	2	250 ml	Glass-amber	N/A		SVOC	Shealy
	1	250 ml	Plastic	N/A		Tritium	GEL
	2	1 liter	Plastic	HNO_3			
						Gross Alpha	GEL
						Gross Beta	
						Isotopic U (α Spec)	
						Isotopic U (ICP-MS)	
						Total U (ICP-MS)	
						Tc-99 (liquid scint)	

Notes: [a] Ensure there is no headspace in the bottle.
[b] Glass vials for VOC collection are acidified by the vendor supplying the vials.

Retain form in area for 1 year, in Records Room - 3 years and offsite - 57 years.

© 2020 Westinghouse Electric Company LLC.
All Rights Reserved.

Westinghouse Proprietary Class 2
PRINTED COPIES ARE UNCONTROLLED

Low Flow Groundwater Sample Collection Record

WELL NO: L-52-30-34	SAMPLE ID: L-52-30-34	DATE: 3/15/21
TOTAL WELL LENGTH (feet) (A): 34	WATER TABLE DEPTH (feet) (B):	LENGTH OF WATER COLUMN (feet) (A-B):
CASING DIAMATER / MATL (inches): 0.5/steel	WELL SCREEN INTERVAL DEPTH: 30 feet to 34 feet	CALCULATED SYSTEM VOLUME:

PURGING DATA

	TUBING DIAMETER (inches): 0.25		PURGE PUMP TYPE OR BAILER: Peristaltic Pump
INITIAL PUMP OR TUBING DEPTH IN WELL (feet): 32	FINAL PUMP OR TUBING DEPTH IN WELL (feet): 32	PURGING START TIME: 1043	PURGING END TIME: 1110	TOTAL VOLUME PURGED (gallons): 0.92

TIME (24 HR)	CUMUL. VOLUME PURGED (gallons)	PURGE RATE (gpm)	DEPTH TO WATER (feet)	ORP (mV)	pH (standard units)	TEMP. (°C)	SPEC. COND. (circle units) µmhos/cm or µS/cm	DISSOLVED OXYGEN (circle units) mg/L or % saturation	TURBIDITY (NTUs)	COLOR (describe)	ODOR (describe)
1043	0	150 ml/min		327.73	6.00	18.37	112.53	7.94	1,868	gray	none
1050		0.04		242.76	5.61	18.33	72.95	6.12	~~1,690~~ 1,690	light gray	none
1055		0.04		226.01	5.56	18.15	70.43	6.19	676	clear	none
1100		0.04		215.52	5.56	18.09	69.73	6.23	661	clear	none
1106		0.04		201.77	5.56	18.00	69.59	6.29	553	clear	none
1110	0.92	0.04		195.95	5.57	17.87	70.37	6.19	700	clear	none

WELL CAPACITY (Gallons Per Foot): **0.75"** = 0.02; **1"** = 0.04; **1.25"** = 0.06; **2"** = 0.16; **3"** = 0.37; **4"** = 0.65; **5"** = 1.02; **6"** = 1.47; **12"** = 5.88
TUBING INSIDE DIA. CAPACITY (Gal./Ft.): **1/8"** = 0.0006; **3/16"** = 0.0014; **1/4"** = 0.0026; **5/16"** = 0.004; **3/8"** = 0.006; **1/2"** = 0.010; **5/8"** = 0.016

PURGING EQUIPMENT CODES: **B** = Bailer; **BP** = Bladder Pump; **ESP** = Electric Submersible Pump; **PP** = Peristaltic Pump; **O** = Other (Specify)

*Parent Procedure, other procedures may reference this form in ETAPS. * Procedure # ROP-06-007

Electronically approved records are authenticated in the electronic document management system.

Information included in this material is proprietary and confidential and cannot be disclosed or used for any reason beyond the intended purpose without the prior written consent of Westinghouse Electric Company LLC.

© 2020 Westinghouse Electric Company LLC.
All Rights Reserved.

Westinghouse Proprietary Class 2
PRINTED COPIES ARE UNCONTROLLED

SAMPLING DATA

WELL No: L-52-30-34	SAMPLED BY (PRINT) / AFFILIATION: Chuck Suddeth / AECOM		
SAMPLER(S) SIGNATURE(S): Chuck K Suddeth		SAMPLING START TIME:	SAMPLING END TIME:
TUBING MATERIAL CODE: HDPE	PUMP OR TUBING DEPTH IN WELL (feet): 32	DUPLICATE: Y (N)	
FIELD DECONTAMINATION: PUMP Y (N) TUBING Y (N (replaced))		SAMPLE COLLECTION METHOD: Low Flow	

FIELD EQUIPMENT USED:	FIELD EQUIPMENT USED:	REMARKS:
MAKE: In-Situ	MAKE:	
MODEL: Aqua Troll 600	MODEL:	
SERIAL NO: 808958	SERIAL NO:	

MATERIAL CODES: **AG** = Amber Glass; **CG** = Clear Glass; **HDPE** = High Density Polyethylene; **LDPE** = Low Density Polyethylene; **PP** = Polypropylene; **S** = Silicone; **T** = Teflon; **O** = Other (Specify)

NOTES:
1. STABILIZATION CRITERIA FOR RANGE OF VARIATION OF LAST THREE CONSECUTIVE READINGS:
   pH: + 1.0 units **Temperature**: + 3% **Specific Conductance**: + 3% **Dissolved Oxygen**: optionally, + 0.2 mg/L or + 10% (whichever is greater) **ORP**: + 10 mV
   Turbidity: all readings < 20 NTU; optionally + 5 NTU or + 10% (whichever is greater)

SAMPLED? Y OR N	# of bottles	Size	Material	Preservative	Preservative Lot Number	Analysis	Preferred Lab
	1	250 ml	Plastic	H_2SO_4		Ammonia	WEC Chem Lab
	1	250 ml	Plastic	N/A		Conductivity[a]	WEC Chem Lab
						Fluoride[a]	
	1	250 ml	Plastic	N/A		Nitrate	Shealy
Y	3	40 ml	Glass vial	Vendor[b]	B101601VB	VOC	Shealy
	2	250 ml	Glass-amber	N/A		SVOC	Shealy
	1	250 ml	Plastic	N/A		Tritium	GEL
	2	1 liter	Plastic	HNO_3			
						Gross Alpha	GEL
						Gross Beta	
						Isotopic U (α Spec)	
						Isotopic U (ICP-MS)	
						Total U (ICP-MS)	
						Tc-99 (liquid scint)	

Notes: [a] Ensure there is no headspace in the bottle.
[b] Glass vials for VOC collection are acidified by the vendor supplying the vials.

Retain form in area for 1 year, in Records Room - 3 years and offsite - 57 years.

© 2020 Westinghouse Electric Company LLC.
All Rights Reserved.

Westinghouse Proprietary Class 2
PRINTED COPIES ARE UNCONTROLLED

Low Flow Groundwater Sample Collection Record

WELL NO: L-52-39-43	SAMPLE ID: L-52-39-43	DATE: 3/16/21
TOTAL WELL LENGTH (feet) (A): 43	WATER TABLE DEPTH (feet) (B): 20	LENGTH OF WATER COLUMN (feet) (A-B):
CASING DIAMATER / MATL (inches): 0.5 / Steel	WELL SCREEN INTERVAL DEPTH: 39 feet to 43 feet	CALCULATED SYSTEM VOLUME: [redacted]

PURGING DATA

	TUBING DIAMETER (inches): 0.25			PURGE PUMP TYPE OR BAILER: Peristaltic Pump
INITIAL PUMP OR TUBING DEPTH IN WELL (feet): 41	FINAL PUMP OR TUBING DEPTH IN WELL (feet): 41	PURGING START TIME: 1328	PURGING END TIME: 1400	TOTAL VOLUME PURGED (gallons): 1.3

TIME (24 HR)	CUMUL. VOLUME PURGED (gallons)	PURGE RATE (gpm)	DEPTH TO WATER (feet)	ORP (mV)	pH (standard units)	TEMP. (°C)	SPEC. COND. (circle units) µmhos/cm or µS/cm	DISSOLVED OXYGEN (circle units) mg/L or % saturation	TURBIDITY (NTUs)	COLOR (describe)	ODOR (describe)
1328	0	160mL/min		137.56	6.02	10.50	157.59	5.24	637	gray	none
1335		0.04		-13.61	6.42	14.71	123.97	0.60	1,343	gray	none
1340		0.04		-14.18	6.35	14.94	114.77	0.47	4,043	gray	none
1345		0.04		11.39	6.39	15.20	110.72	0.33	5,497	gray	none
1350		0.04		63.96	6.50	15.43	110.92	0.35	5,583	gray	none
1353		0.04		77.31	6.56	15.50	110.32	0.31	5,954	gray	none
~~1356~~				~~94.77~~	~~6.56~~	~~15.50~~	~~110.32~~				
1356		0.04		94.77	6.62	15.39	109.87	0.34	5831	gray	none
1400	1.3	0.04		102.39	6.65	15.33	109.55	0.29	5,342	gray	none

WELL CAPACITY (Gallons Per Foot): **0.75"** = 0.02; **1"** = 0.04; **1.25"** = 0.06; **2"** = 0.16; **3"** = 0.37; **4"** = 0.65; **5"** = 1.02; **6"** = 1.47; **12"** = 5.88
TUBING INSIDE DIA. CAPACITY (Gal./Ft.): **1/8"** = 0.0006; **3/16"** = 0.0014; **1/4"** = 0.0026; **5/16"** = 0.004; **3/8"** = 0.006; **1/2"** = 0.010; **5/8"** = 0.016

PURGING EQUIPMENT CODES: **B** = Bailer; **BP** = Bladder Pump; **ESP** = Electric Submersible Pump; **PP** = Peristaltic Pump; **O** = Other (Specify)

*Parent Procedure, other procedures may reference this form in ETAPS. * Procedure # ROP-06-007

Electronically approved records are authenticated in the electronic document management system.

Information included in this material is proprietary and confidential and cannot be disclosed or used for any reason beyond the intended purpose without the prior written consent of Westinghouse Electric Company LLC.

© 2020 Westinghouse Electric Company LLC.
All Rights Reserved.

Westinghouse Proprietary Class 2
PRINTED COPIES ARE UNCONTROLLED

SAMPLING DATA

WELL No: L-52-39-43	SAMPLED BY (PRINT) / AFFILIATION: Chuck Suddeth		
SAMPLER(S) SIGNATURE(S): Charles K Suddeth		SAMPLING START TIME: 1402	SAMPLING END TIME: 1404
TUBING MATERIAL CODE: HDPE	PUMP OR TUBING DEPTH IN WELL (feet): 41	DUPLICATE: Y (N)	
FIELD DECONTAMINATION: PUMP Y (N)	TUBING Y (N replaced)	SAMPLE COLLECTION METHOD: Low Flow	

FIELD EQUIPMENT USED:	FIELD EQUIPMENT USED:	REMARKS:
MAKE: In-Situ	MAKE:	
MODEL: AquaTroll 600	MODEL:	
SERIAL NO: 808958	SERIAL NO:	

MATERIAL CODES: **AG** = Amber Glass; **CG** = Clear Glass; **HDPE** = High Density Polyethylene; **LDPE** = Low Density Polyethylene; **PP** = Polypropylene; **S** = Silicone; **T** = Teflon; **O** = Other (Specify)

NOTES:
1. STABILIZATION CRITERIA FOR RANGE OF VARIATION OF LAST THREE CONSECUTIVE READINGS:
   pH: + 1.0 units **Temperature**: + 3% **Specific Conductance**: + 3% **Dissolved Oxygen**: optionally, + 0.2 mg/L or + 10% (whichever is greater) **ORP**: + 10 mV
   Turbidity: all readings < 20 NTU; optionally + 5 NTU or + 10% (whichever is greater)

SAMPLED? Y OR N	# of bottles	Size	Material	Preservative	Preservative Lot Number	Analysis	Preferred Lab
	1	250 ml	Plastic	H_2SO_4		Ammonia	WEC Chem Lab
	1	250 ml	Plastic	N/A		Conductivity[a]	WEC Chem Lab
						Fluoride[a]	
	1	250 ml	Plastic	N/A		Nitrate	Shealy
Y	3	40 ml	Glass vial	Vendor[b]	B101601VB	VOC	Shealy
	2	250 ml	Glass-amber	N/A		SVOC	Shealy
	1	250 ml	Plastic	N/A		Tritium	GEL
	2	1 liter	Plastic	HNO_3			
						Gross Alpha	GEL
						Gross Beta	
						Isotopic U (α Spec)	
						Isotopic U (ICP-MS)	
						Total U (ICP-MS)	
						Tc-99 (liquid scint)	

Notes: [a] Ensure there is no headspace in the bottle.
[b] Glass vials for VOC collection are acidified by the vendor supplying the vials.

Retain form in area for 1 year, in Records Room - 3 years and offsite - 57 years.

© 2020 Westinghouse Electric Company LLC.
All Rights Reserved.

Westinghouse Proprietary Class 2
PRINTED COPIES ARE UNCONTROLLED

Low Flow Groundwater Sample Collection Record

WELL NO: L-53-18-22	SAMPLE ID: L-53-18-22	DATE: 3/12/21
TOTAL WELL LENGTH (feet) (A): 22	WATER TABLE DEPTH (feet) (B): 17	LENGTH OF WATER COLUMN (feet) (A-B):
CASING DIAMATER / MATL (inches): 0.5/Steel	WELL SCREEN INTERVAL DEPTH: 18 feet to 22 feet	CALCULATED SYSTEM VOLUME:

PURGING DATA

	TUBING DIAMETER (inches): 0.25		PURGE PUMP TYPE OR BAILER: Peristaltic Pump
INITIAL PUMP OR TUBING DEPTH IN WELL (feet): 20	FINAL PUMP OR TUBING DEPTH IN WELL (feet): 20	PURGING START TIME: 1043	PURGING END TIME: 1120	TOTAL VOLUME PURGED (gallons): 1.9

TIME (24 HR)	CUMUL. VOLUME PURGED (gallons)	PURGE RATE (gpm)	DEPTH TO WATER (feet)	ORP (mV)	pH (standard units)	TEMP. (°C)	SPEC. COND. (circle units) µmhos/cm or µS/cm	DISSOLVED OXYGEN (circle units) mg/L or % saturation	TURBIDITY (NTUs)	COLOR (describe)	ODOR (describe)
1043	0	170ml/min =0.05		112.44	5.33	19.04	78.31	9.21	7.86	tan	none
1050		0.05		135.68	5.53	17.72	59.99	6.91	5,790	tan	none
1055		0.05		116.02	5.50	17.55	61.13	7.06	6,595	tan	none
1100		0.05		59.51	5.52	17.65	64.55	5.72	5,519	tan	none
1107		0.05		28.61	5.52	17.83	66.63	4.33	3,190	tan	none
1110		0.05		13.01	5.54	17.99	67.25	3.76	3,165	tan	none
1115		0.05		48.28	5.56	18.08	66.50	4.01	4,965	tan	none
1120	1.9	0.05		45.17	5.54	18.08	65.72	3.88	5,936	tan	none

WELL CAPACITY (Gallons Per Foot): **0.75"** = 0.02; **1"** = 0.04; **1.25"** = 0.06; **2"** = 0.16; **3"** = 0.37; **4"** = 0.65; **5"** = 1.02; **6"** = 1.47; **12"** = 5.88
TUBING INSIDE DIA. CAPACITY (Gal./Ft.): **1/8"** = 0.0006; **3/16"** = 0.0014; **1/4"** = 0.0026; **5/16"** = 0.004; **3/8"** = 0.006; **1/2"** = 0.010; **5/8"** = 0.016
PURGING EQUIPMENT CODES: **B** = Bailer; **BP** = Bladder Pump; **ESP** = Electric Submersible Pump; **PP** = Peristaltic Pump; **O** = Other (Specify)

*Parent Procedure, other procedures may reference this form in ETAPS. * Procedure # ROP-06-007

Electronically approved records are authenticated in the electronic document management system.
Information included in this material is proprietary and confidential and cannot be disclosed or used for any reason beyond the intended purpose without the prior written consent of Westinghouse Electric Company LLC.
© 2020 Westinghouse Electric Company LLC. All Rights Reserved.

SAMPLING DATA

WELL No:	SAMPLED BY (PRINT) / AFFILIATION:		
L-53-18-22	Chuck Sudduth / AECOM		
SAMPLER(S) SIGNATURE(S): Charles K Sudduth		SAMPLING START TIME: 1122	SAMPLING END TIME: 1124
TUBING MATERIAL CODE: HDPE	PUMP OR TUBING DEPTH IN WELL (feet): 20		DUPLICATE: Y (N)
FIELD DECONTAMINATION: PUMP Y (N)	TUBING Y (N (replaced))		SAMPLE COLLECTION METHOD: Low Flow

FIELD EQUIPMENT USED:	FIELD EQUIPMENT USED:	REMARKS:
MAKE: In Situ	MAKE:	
MODEL: AquaTroll 600	MODEL:	
SERIAL NO: 808958	SERIAL NO:	

MATERIAL CODES: **AG** = Amber Glass; **CG** = Clear Glass; **HDPE** = High Density Polyethylene; **LDPE** = Low Density Polyethylene; **PP** = Polypropylene; **S** = Silicone; **T** = Teflon; **O** = Other (Specify)

NOTES:
1. STABILIZATION CRITERIA FOR RANGE OF VARIATION OF LAST THREE CONSECUTIVE READINGS:
   pH: + 1.0 units **Temperature**: + 3% **Specific Conductance**: + 3% **Dissolved Oxygen**: optionally, + 0.2 mg/L or + 10% (whichever is greater) **ORP**: + 10 mV
   Turbidity: all readings < 20 NTU; optionally + 5 NTU or + 10% (whichever is greater)

SAMPLED? Y OR N	# of bottles	Size	Material	Preservative	Preservative Lot Number	Analysis	Preferred Lab
	1	250 ml	Plastic	H_2SO_4		Ammonia	WEC Chem Lab
	1	250 ml	Plastic	N/A		Conductivity[a]	WEC Chem Lab
						Fluoride[a]	
	1	250 ml	Plastic	N/A		Nitrate	Shealy
Y	3	40 ml	Glass vial	Vendor[b]	B101601 VB	VOC	Shealy
	2	250 ml	Glass-amber	N/A		SVOC	Shealy
	1	250 ml	Plastic	N/A		Tritium	GEL
	2	1 liter	Plastic	HNO_3			
						Gross Alpha	GEL
						Gross Beta	
						Isotopic U (α Spec)	
						Isotopic U (ICP-MS)	
						Total U (ICP-MS)	
						Tc-99 (liquid scint)	

Notes: [a] Ensure there is no headspace in the bottle.
[b] Glass vials for VOC collection are acidified by the vendor supplying the vials.

Retain form in area for 1 year, in Records Room - 3 years and offsite - 57 years.

© 2020 Westinghouse Electric Company LLC.
All Rights Reserved.

Westinghouse Proprietary Class 2
PRINTED COPIES ARE UNCONTROLLED

Low Flow Groundwater Sample Collection Record

WELL NO: L-53-30-34	SAMPLE ID: L-53-30-34	DATE: 3/12/21
TOTAL WELL LENGTH (feet) (A): 34	WATER TABLE DEPTH (feet) (B):	LENGTH OF WATER COLUMN (feet) (A-B):
CASING DIAMATER / MATL (inches): 0.5/Steel	WELL SCREEN INTERVAL DEPTH: 30 feet to 34 feet	CALCULATED SYSTEM VOLUME:

PURGING DATA

	TUBING DIAMETER (inches): 0.25			PURGE PUMP TYPE OR BAILER: Peristaltic Pump
INITIAL PUMP OR TUBING DEPTH IN WELL (feet): 32	FINAL PUMP OR TUBING DEPTH IN WELL (feet): 32	PURGING START TIME: 1148	PURGING END TIME: 1215	TOTAL VOLUME PURGED (gallons):

TIME (24 HR)	CUMUL. VOLUME PURGED (gallons)	PURGE RATE (gpm)	DEPTH TO WATER (feet)	ORP (mV)	pH (standard units)	TEMP. (°C)	SPEC. COND. (circle units) µmhos/cm or µS/cm	DISSOLVED OXYGEN (circle units) mg/L or % saturation	TURBIDITY (NTUs)	COLOR (describe)	ODOR (describe)
1148	0	170ml/min		164.47	5.90	21.25	63.66	4.37	1,243	brown	none
1155		0.05		39.28	5.86	20.26	19.17	2.17	4,353	tan	none
1200		0.05		69.23	5.82	19.60	86.93	2.99	3,582	tan	none
1205		0.05		90.38	5.76	19.60	84.88	3.50	2,409	tan	none
1210		0.05		98.37	5.74	19.54	83.65	3.66	1,965	tan	none
1215	1.4	0.05		106.58	5.71	19.48	82.46	3.80	1,426	light tan	none

WELL CAPACITY (Gallons Per Foot): **0.75"** = 0.02; **1"** = 0.04; **1.25"** = 0.06; **2"** = 0.16; **3"** = 0.37; **4"** = 0.65; **5"** = 1.02; **6"** = 1.47; **12"** = 5.88
TUBING INSIDE DIA. CAPACITY (Gal./Ft.): **1/8"** = 0.0006; **3/16"** = 0.0014; **1/4"** = 0.0026; **5/16"** = 0.004; **3/8"** = 0.006; **1/2"** = 0.010; **5/8"** = 0.016

PURGING EQUIPMENT CODES: **B** = Bailer; **BP** = Bladder Pump; **ESP** = Electric Submersible Pump; **PP** = Peristaltic Pump; **O** = Other (Specify)

*Parent Procedure, other procedures may reference this form in ETAPS. * Procedure # ROP-06-007

Electronically approved records are authenticated in the electronic document management system.

Information included in this material is proprietary and confidential and cannot be disclosed or used for any reason beyond the intended purpose without the prior written consent of Westinghouse Electric Company LLC.

© 2020 Westinghouse Electric Company LLC. All Rights Reserved.

Westinghouse Proprietary Class 2
PRINTED COPIES ARE UNCONTROLLED

SAMPLING DATA

WELL No:	SAMPLED BY (PRINT) / AFFILIATION:		
L-53-30-34	Chuck Suddeth / AECOM		
SAMPLER(S) SIGNATURE(S): Charles K Suddeth		SAMPLING START TIME: 1217	SAMPLING END TIME: 1219
TUBING MATERIAL CODE: HDPE	PUMP OR TUBING DEPTH IN WELL (feet): 32		DUPLICATE: Y (N)
FIELD DECONTAMINATION: PUMP Y (N)	TUBING Y (N (replaced))		SAMPLE COLLECTION METHOD: Low Flow

FIELD EQUIPMENT USED:	FIELD EQUIPMENT USED:	REMARKS:
MAKE: In-Situ	MAKE:	
MODEL: Aquatroll 600	MODEL:	
SERIAL NO: 808958	SERIAL NO:	

MATERIAL CODES: **AG** = Amber Glass; **CG** = Clear Glass; **HDPE** = High Density Polyethylene; **LDPE** = Low Density Polyethylene; **PP** = Polypropylene; **S** = Silicone; **T** = Teflon; **O** = Other (Specify)

NOTES:
1. STABILIZATION CRITERIA FOR RANGE OF VARIATION OF LAST THREE CONSECUTIVE READINGS:
   pH: + 1.0 units **Temperature**: + 3% **Specific Conductance**: + 3% **Dissolved Oxygen**: optionally, + 0.2 mg/L or + 10% (whichever is greater) **ORP**: + 10 mV
   Turbidity: all readings < 20 NTU; optionally + 5 NTU or + 10% (whichever is greater)

SAMPLED? Y OR N	# of bottles	Size	Material	Preservative	Preservative Lot Number	Analysis	Preferred Lab
	1	250 ml	Plastic	H_2SO_4		Ammonia	WEC Chem Lab
	1	250 ml	Plastic	N/A		Conductivity[a]	WEC Chem Lab
						Fluoride[a]	
	1	250 ml	Plastic	N/A		Nitrate	Shealy
Y	3	40 ml	Glass vial	Vendor[b]	B101601VB	VOC	Shealy
	2	250 ml	Glass-amber	N/A		SVOC	Shealy
	1	250 ml	Plastic	N/A		Tritium	GEL
	2	1 liter	Plastic	HNO_3			
						Gross Alpha	GEL
						Gross Beta	
						Isotopic U (α Spec)	
						Isotopic U (ICP-MS)	
						Total U (ICP-MS)	
						Tc-99 (liquid scint)	

Notes: [a] Ensure there is no headspace in the bottle.
[b] Glass vials for VOC collection are acidified by the vendor supplying the vials.

Retain form in area for 1 year, in Records Room - 3 years and offsite - 57 years.

© 2020 Westinghouse Electric Company LLC.
All Rights Reserved.

Westinghouse Proprietary Class 2
PRINTED COPIES ARE UNCONTROLLED

Low Flow Groundwater Sample Collection Record

WELL NO: L-53-44.5-48.5	SAMPLE ID: L-53-44.5-48.5	DATE: 3/16/21
TOTAL WELL LENGTH (feet) (A): 48.5	WATER TABLE DEPTH (feet) (B): 20	LENGTH OF WATER COLUMN (feet) (A-B):
CASING DIAMATER / MATL (inches): 0.5/Steel	WELL SCREEN INTERVAL DEPTH: 44.5 feet to 48.5 feet	CALCULATED SYSTEM VOLUME:

PURGING DATA

	TUBING DIAMETER (inches): 0.25		PURGE PUMP TYPE OR BAILER: Peristaltic Pump
INITIAL PUMP OR TUBING DEPTH IN WELL (feet): 46.5	FINAL PUMP OR TUBING DEPTH IN WELL (feet): 46.5	PURGING START TIME: 1145	PURGING END TIME:	TOTAL VOLUME PURGED (gallons): 1.6

TIME (24 HR)	CUMUL. VOLUME PURGED (gallons)	PURGE RATE (gpm)	DEPTH TO WATER (feet)	ORP (mV)	pH (standard units)	TEMP. (°C)	SPEC. COND. (circle units) µmhos/cm or µS/cm	DISSOLVED OXYGEN (circle units) mg/L or % saturation	TURBIDITY (NTUs)	COLOR (describe)	ODOR (describe)
1145	0	150 ml/min		92.77	5.91	10.78	91.43	7.31	397	tan	none
1150		0.04		38.07	6.59	13.08	136.54	0.48	4,891	tan	none
1155		0.04		-18.18	6.46	13.20	116.46	0.49	5,644	tan	none
1200		0.04		-11.63	6.35	12.46	109.76	0.48	5,161	tan	none
1205		0.04		-9.24	6.25	13.04	104.84	0.31	4,215	tan	none
1210		0.04		-5.31	6.18	13.28	101.76	0.35	4,255	tan	none
1215		0.04		-6.02	6.20	12.77	102.97	0.36	3,645	tan	none
1220		0.04		-42.23	6.43	13.34	112.95	1.03	4,947	tan	none
1225	1.6	0.04		-21.49	6.25	13.44	104.19	0.28	4,526	tan	none

WELL CAPACITY (Gallons Per Foot): **0.75"** = 0.02; **1"** = 0.04; **1.25"** = 0.06; **2"** = 0.16; **3"** = 0.37; **4"** = 0.65; **5"** = 1.02; **6"** = 1.47; **12"** = 5.88
TUBING INSIDE DIA. CAPACITY (Gal./Ft.): **1/8"** = 0.0006; **3/16"** = 0.0014; **1/4"** = 0.0026; **5/16"** = 0.004; **3/8"** = 0.006; **1/2"** = 0.010; **5/8"** = 0.016

PURGING EQUIPMENT CODES: **B** = Bailer; **BP** = Bladder Pump; **ESP** = Electric Submersible Pump; **PP** = Peristaltic Pump; **O** = Other (Specify)

*Parent Procedure, other procedures may reference this form in ETAPS. * Procedure # ROP-06-007

Electronically approved records are authenticated in the electronic document management system.

Information included in this material is proprietary and confidential and cannot be disclosed or used for any reason beyond the intended purpose without the prior written consent of Westinghouse Electric Company LLC.

© 2020 Westinghouse Electric Company LLC.
All Rights Reserved.

SAMPLING DATA

WELL No: L-53-445-485	SAMPLED BY (PRINT) / AFFILIATION: Chuck Sudbeth / AECOM		
SAMPLER(S) SIGNATURE(S): Charles K Sudbeth		SAMPLING START TIME: 1228	SAMPLING END TIME: 1230
TUBING MATERIAL CODE: HDPE	PUMP OR TUBING DEPTH IN WELL (feet): 46.5		DUPLICATE: Y (N)
FIELD DECONTAMINATION: PUMP Y (N)	TUBING Y N (replaced)	SAMPLE COLLECTION METHOD: Low Flow	

FIELD EQUIPMENT USED:	FIELD EQUIPMENT USED:	REMARKS:
MAKE: In-Situ	MAKE:	
MODEL: Aqua Troll 600	MODEL:	
SERIAL NO: 808958	SERIAL NO:	

MATERIAL CODES: **AG** = Amber Glass; **CG** = Clear Glass; **HDPE** = High Density Polyethylene; **LDPE** = Low Density Polyethylene; **PP** = Polypropylene; **S** = Silicone; **T** = Teflon; **O** = Other (Specify)

NOTES:
1. STABILIZATION CRITERIA FOR RANGE OF VARIATION OF LAST THREE CONSECUTIVE READINGS:
   pH: + 1.0 units **Temperature**: + 3% **Specific Conductance**: + 3% **Dissolved Oxygen**: optionally, + 0.2 mg/L or + 10% (whichever is greater) **ORP**: + 10 mV
   Turbidity: all readings < 20 NTU; optionally + 5 NTU or + 10% (whichever is greater)

SAMPLED? Y OR N	# of bottles	Size	Material	Preservative	Preservative Lot Number	Analysis	Preferred Lab
	1	250 ml	Plastic	H_2SO_4		Ammonia	WEC Chem Lab
	1	250 ml	Plastic	N/A		Conductivity[a]	WEC Chem Lab
						Fluoride[a]	
	1	250 ml	Plastic	N/A		Nitrate	Shealy
Y	3	40~~50~~ ml	Glass vial	Vendor[b]	B101601VB	VOC	Shealy
	2	250 ml	Glass-amber	N/A		SVOC	Shealy
	1	250 ml	Plastic	N/A		Tritium	GEL
	2	1 liter	Plastic	HNO_3			
						Gross Alpha	GEL
						Gross Beta	
						Isotopic U (α Spec)	
						Isotopic U (ICP-MS)	
						Total U (ICP-MS)	
						Tc-99 (liquid scint)	

Notes: [a] Ensure there is no headspace in the bottle.
[b] Glass vials for VOC collection are acidified by the vendor supplying the vials.

Retain form in area for 1 year, in Records Room - 3 years and offsite - 57 years.

© 2020 Westinghouse Electric Company LLC.
All Rights Reserved.

Westinghouse Proprietary Class 2
PRINTED COPIES ARE UNCONTROLLED

Low Flow Groundwater Sample Collection Record

WELL NO: L-54-24-28	SAMPLE ID: L-54-24-28	DATE: 3/16/21
TOTAL WELL LENGTH (feet) (A): 28	WATER TABLE DEPTH (feet) (B): 25	LENGTH OF WATER COLUMN (feet) (A-B):
CASING DIAMATER / MATL (inches): 0.5/Steel	WELL SCREEN INTERVAL DEPTH: 24 feet to 28 feet	CALCULATED SYSTEM VOLUME:

PURGING DATA

	TUBING DIAMETER (inches): 0.25		PURGE PUMP TYPE OR BAILER: Peristaltic Pump
INITIAL PUMP OR TUBING DEPTH IN WELL (feet): 26	FINAL PUMP OR TUBING DEPTH IN WELL (feet): 26	PURGING START TIME: 1500	PURGING END TIME:	TOTAL VOLUME PURGED (gallons): 1.2

TIME (24 HR)	CUMUL. VOLUME PURGED (gallons)	PURGE RATE (gpm)	DEPTH TO WATER (feet)	ORP (mV)	pH (standard units)	TEMP. (°C)	SPEC. COND. (circle units) µmhos/cm or µS/cm	DISSOLVED OXYGEN (circle units) mg/L or % saturation	TURBIDITY (NTUs)	COLOR (describe)	ODOR (describe)
1500	0	160 ml/min		123.37	5.99	11.19	106.62	7.86	9.39	tan	none
1505		0.04		109.70	5.79	13.96	92.94	3.75	5,569	tan	none
1510		0.04		111.45	5.82	13.94	93.07	4.01	5,622	tan	none
1515		0.04		142.81	5.79	13.91	87.98	4.11	4,673	tan	none
1520		0.04		124.89	5.74	14.46	85.02	3.87	2,965	tan	none
1525		0.04		121.58	5.71	14.26	83.32	3.98	1,751	light tan	none
1530	1.2	0.04		119.11	5.72	14.34	82.94	4.10	1,485	light tan	none

WELL CAPACITY (Gallons Per Foot): **0.75"** = 0.02; **1"** = 0.04; **1.25"** = 0.06; **2"** = 0.16; **3"** = 0.37; **4"** = 0.65; **5"** = 1.02; **6"** = 1.47; **12"** = 5.88
TUBING INSIDE DIA. CAPACITY (Gal./Ft.): **1/8"** = 0.0006; **3/16"** = 0.0014; **1/4"** = 0.0026; **5/16"** = 0.004; **3/8"** = 0.006; **1/2"** = 0.010; **5/8"** = 0.016

PURGING EQUIPMENT CODES: **B** = Bailer; **BP** = Bladder Pump; **ESP** = Electric Submersible Pump; **PP** = Peristaltic Pump; **O** = Other (Specify)

*Parent Procedure, other procedures may reference this form in ETAPS. | * Procedure # ROP-06-007

Electronically approved records are authenticated in the electronic document management system.

Information included in this material is proprietary and confidential and cannot be disclosed or used for any reason beyond the intended purpose without the prior written consent of Westinghouse Electric Company LLC.

© 2020 Westinghouse Electric Company LLC.
All Rights Reserved.

Westinghouse Proprietary Class 2
PRINTED COPIES ARE UNCONTROLLED

SAMPLING DATA

WELL No: L-54-28	SAMPLED BY (PRINT) / AFFILIATION: Chuck Suddeth / AECOM		
SAMPLER(S) SIGNATURE(S): Charles K Suddeth		SAMPLING START TIME: 1532	SAMPLING END TIME: 1534
TUBING MATERIAL CODE: HDPE	PUMP OR TUBING DEPTH IN WELL (feet): 26	DUPLICATE: Y (N)	
FIELD DECONTAMINATION: PUMP Y (N)	TUBING Y N (replaced)	SAMPLE COLLECTION METHOD: Low Flow	

FIELD EQUIPMENT USED:	FIELD EQUIPMENT USED:	REMARKS:
MAKE: In-Situ	MAKE:	
MODEL: AquaTroll 600	MODEL:	
SERIAL NO: 808958	SERIAL NO:	

MATERIAL CODES: **AG** = Amber Glass; **CG** = Clear Glass; **HDPE** = High Density Polyethylene; **LDPE** = Low Density Polyethylene; **PP** = Polypropylene; **S** = Silicone; **T** = Teflon; **O** = Other (Specify)

NOTES:
1. STABILIZATION CRITERIA FOR RANGE OF VARIATION OF LAST THREE CONSECUTIVE READINGS:
   pH: + 1.0 units **Temperature**: + 3% **Specific Conductance**: + 3% **Dissolved Oxygen**: optionally, + 0.2 mg/L or + 10% (whichever is greater) **ORP**: + 10 mV
   Turbidity: all readings < 20 NTU; optionally + 5 NTU or + 10% (whichever is greater)

SAMPLED? Y OR N	# of bottles	Size	Material	Preservative	Preservative Lot Number	Analysis	Preferred Lab
	1	250 ml	Plastic	H_2SO_4		Ammonia	WEC Chem Lab
	1	250 ml	Plastic	N/A		Conductivity[a]	WEC Chem Lab
						Fluoride[a]	
	1	250 ml	Plastic	N/A		Nitrate	Shealy
Y	3	40 ml	Glass vial	Vendor[b]	B101601VB	VOC	Shealy
	2	250 ml	Glass-amber	N/A		SVOC	Shealy
	1	250 ml	Plastic	N/A		Tritium	GEL
	2	1 liter	Plastic	HNO_3			
						Gross Alpha	GEL
						Gross Beta	
						Isotopic U (α Spec)	
						Isotopic U (ICP-MS)	
						Total U (ICP-MS)	
						Tc-99 (liquid scint)	

Notes: [a] Ensure there is no headspace in the bottle.
[b] Glass vials for VOC collection are acidified by the vendor supplying the vials.

Retain form in area for 1 year, in Records Room - 3 years and offsite - 57 years.

© 2020 Westinghouse Electric Company LLC.
All Rights Reserved.

Westinghouse Proprietary Class 2
PRINTED COPIES ARE UNCONTROLLED

Low Flow Groundwater Sample Collection Record

WELL NO: L-55-18-22	SAMPLE ID: L-55-18-22	DATE: 3/15/21
TOTAL WELL LENGTH (feet) (A): 22	WATER TABLE DEPTH (feet) (B): 18	LENGTH OF WATER COLUMN (feet) (A-B):
CASING DIAMATER / MATL (inches): 0.5 / Steel	WELL SCREEN INTERVAL DEPTH: 18 feet to 22 feet	CALCULATED SYSTEM VOLUME:

PURGING DATA

	TUBING DIAMETER (inches): 0.25			PURGE PUMP TYPE OR BAILER: Peristaltic Pump
INITIAL PUMP OR TUBING DEPTH IN WELL (feet): 20	FINAL PUMP OR TUBING DEPTH IN WELL (feet): 20	PURGING START TIME: 1445	PURGING END TIME: 1510	TOTAL VOLUME PURGED (gallons): 1.0

TIME (24 HR)	CUMUL. VOLUME PURGED (gallons)	PURGE RATE (gpm)	DEPTH TO WATER (feet)	ORP (mV)	pH (standard units)	TEMP. (°C)	SPEC. COND. (circle units) µmhos/cm or µS/cm	DISSOLVED OXYGEN (circle units) mg/L or % saturation	TURBIDITY (NTUs)	COLOR (describe)	ODOR (describe)
1445	0	160ml/min		148.24	6.08	18.47	75.90	9.06	8,203	gray	none
1450		0.04		203.16	5.40	18.15	73.08	6.53	4,554	gray	none
1455		0.04		206.25	5.40	17.91	73.57	6.59	3,082	light gray	none
1500		0.04		208.50	5.39	17.84	73.66	6.67	1,102	light gray	none
1505		0.04		213.03	5.37	17.73	74.22	6.81	172	clear	none
1510	1.0	0.04		216.97	5.37	17.67	75.14	6.88	95.1	clear	none

WELL CAPACITY (Gallons Per Foot): **0.75"** = 0.02; **1"** = 0.04; **1.25"** = 0.06; **2"** = 0.16; **3"** = 0.37; **4"** = 0.65; **5"** = 1.02; **6"** = 1.47; **12"** = 5.88
TUBING INSIDE DIA. CAPACITY (Gal./Ft.): **1/8"** = 0.0006; **3/16"** = 0.0014; **1/4"** = 0.0026; **5/16"** = 0.004; **3/8"** = 0.006; **1/2"** = 0.010; **5/8"** = 0.016

PURGING EQUIPMENT CODES: **B** = Bailer; **BP** = Bladder Pump; **ESP** = Electric Submersible Pump; **PP** = Peristaltic Pump; **O** = Other (Specify)

*Parent Procedure, other procedures may reference this form in ETAPS. * Procedure # ROP-06-007

Electronically approved records are authenticated in the electronic document management system.

Information included in this material is proprietary and confidential and cannot be disclosed or used for any reason beyond the intended purpose without the prior written consent of Westinghouse Electric Company LLC.

© 2020 Westinghouse Electric Company LLC. All Rights Reserved.

Westinghouse Proprietary Class 2
PRINTED COPIES ARE UNCONTROLLED

SAMPLING DATA

WELL No: L-55-18-22	SAMPLED BY (PRINT) / AFFILIATION: Chuck Sudderth / AECOM		
SAMPLER(S) SIGNATURE(S): Charles K Sudderth		SAMPLING START TIME: 1512	SAMPLING END TIME: 1514
TUBING MATERIAL CODE: HDPE	PUMP OR TUBING DEPTH IN WELL (feet): 20		DUPLICATE: Y (N)
FIELD DECONTAMINATION: PUMP Y (N)	TUBING Y N (replaced)		SAMPLE COLLECTION METHOD: Low Flow

FIELD EQUIPMENT USED:	FIELD EQUIPMENT USED:	REMARKS:
MAKE: In-Situ	MAKE:	
MODEL: Aqua Troll 600	MODEL:	
SERIAL NO: 808958	SERIAL NO:	

MATERIAL CODES: **AG** = Amber Glass; **CG** = Clear Glass; **HDPE** = High Density Polyethylene; **LDPE** = Low Density Polyethylene; **PP** = Polypropylene; **S** = Silicone; T = Teflon; **O** = Other (Specify)

NOTES:
1. STABILIZATION CRITERIA FOR RANGE OF VARIATION OF LAST THREE CONSECUTIVE READINGS:
   pH: + 1.0 units **Temperature**: + 3% **Specific Conductance**: + 3% **Dissolved Oxygen**: optionally, + 0.2 mg/L or + 10% (whichever is greater) **ORP**: + 10 mV
   Turbidity: all readings < 20 NTU; optionally + 5 NTU or + 10% (whichever is greater)

SAMPLED? Y OR N	# of bottles	Size	Material	Preservative	Preservative Lot Number	Analysis	Preferred Lab
	1	250 ml	Plastic	H_2SO_4		Ammonia	WEC Chem Lab
	1	250 ml	Plastic	N/A		Conductivity[a]	WEC Chem Lab
						Fluoride[a]	
	1	250 ml	Plastic	N/A		Nitrate	Shealy
Y	3	40 ml	Glass vial	Vendor[b]	B101601VB	VOC	Shealy
	2	250 ml	Glass-amber	N/A		SVOC	Shealy
	1	250 ml	Plastic	N/A		Tritium	GEL
	2	1 liter	Plastic	HNO_3			
						Gross Alpha	GEL
						Gross Beta	
						Isotopic U (α Spec)	
						Isotopic U (ICP-MS)	
						Total U (ICP-MS)	
						Tc-99 (liquid scint)	

Notes: [a] Ensure there is no headspace in the bottle.
[b] Glass vials for VOC collection are acidified by the vendor supplying the vials.

Retain form in area for 1 year, in Records Room - 3 years and offsite - 57 years.

© 2020 Westinghouse Electric Company LLC.
All Rights Reserved.

Westinghouse Proprietary Class 2
PRINTED COPIES ARE UNCONTROLLED

Low Flow Groundwater Sample Collection Record

WELL NO: L-55-31-35	SAMPLE ID: L-55-31-35	DATE: 3/15/21
TOTAL WELL LENGTH (feet) (A): 35	WATER TABLE DEPTH (feet) (B): 18	LENGTH OF WATER COLUMN (feet) (A-B):
CASING DIAMATER / MATL (inches): 0.5/Steel	WELL SCREEN INTERVAL DEPTH: 31 feet to 35 feet	CALCULATED SYSTEM VOLUME:

PURGING DATA

	TUBING DIAMETER (inches): 0.25		PURGE PUMP TYPE OR BAILER: Peristaltic Pump
INITIAL PUMP OR TUBING DEPTH IN WELL (feet): 33	FINAL PUMP OR TUBING DEPTH IN WELL (feet): 33	PURGING START TIME: 1540	PURGING END TIME: 1605	TOTAL VOLUME PURGED (gallons):

TIME (24 HR)	CUMUL. VOLUME PURGED (gallons)	PURGE RATE (gpm)	DEPTH TO WATER (feet)	ORP (mV)	pH (standard units)	TEMP. (°C)	SPEC. COND. (circle units) µmhos/cm or µS/cm	DISSOLVED OXYGEN (circle units) mg/L or % saturation	TURBIDITY (NTUs)	COLOR (describe)	ODOR (describe)
1540	0	150 mL/min		214.39	5.50	18.96	76.91	7.75	6,788	dark gray	none
1545		0.04		132.14	6.05	18.78	80.26	0.29	133 *	dark gray	none
1550		0.04		141.76	5.93	18.59	73.38	1.83	3,140	dark gray	none
1555		0.04		144.65	5.89	18.46	73.12	1.82	4,332	dark gray	none
1600		0.04		142.74	5.90	18.47	73.65	1.81	4,214	gray	none
1605		0.04		139.76	5.89	18.58	73.85	1.81	4,679	gray	none

WELL CAPACITY (Gallons Per Foot): **0.75"** = 0.02; **1"** = 0.04; **1.25"** = 0.06; **2"** = 0.16; **3"** = 0.37; **4"** = 0.65; **5"** = 1.02; **6"** = 1.47; **12"** = 5.88
TUBING INSIDE DIA. CAPACITY (Gal./Ft.): **1/8"** = 0.0006; **3/16"** = 0.0014; **1/4"** = 0.0026; **5/16"** = 0.004; **3/8"** = 0.006; **1/2"** = 0.010; **5/8"** = 0.016

PURGING EQUIPMENT CODES: **B** = Bailer; **BP** = Bladder Pump; **ESP** = Electric Submersible Pump; **PP** = Peristaltic Pump; **O** = Other (Specify)

*Sample is very turbid

*Parent Procedure, other procedures may reference this form in ETAPS. * Procedure # ROP-06-007

Electronically approved records are authenticated in the electronic document management system.

Information included in this material is proprietary and confidential and cannot be disclosed or used for any reason beyond the intended purpose without the prior written consent of Westinghouse Electric Company LLC.

© 2020 Westinghouse Electric Company LLC. All Rights Reserved.

Westinghouse Proprietary Class 2
PRINTED COPIES ARE UNCONTROLLED

SAMPLING DATA

WELL No: L-55-31-35	SAMPLED BY (PRINT) / AFFILIATION: Chuck Siddeth / AECOM		
SAMPLER(S) SIGNATURE(S): Charles K Siddeth		SAMPLING START TIME: 1607	SAMPLING END TIME: 1609
TUBING MATERIAL CODE: HDPE	PUMP OR TUBING DEPTH IN WELL (feet): 33	DUPLICATE: Y (N)	
FIELD DECONTAMINATION: PUMP Y (N)	TUBING Y (N (replaced))	SAMPLE COLLECTION METHOD: Low Flow	

FIELD EQUIPMENT USED:	FIELD EQUIPMENT USED:	REMARKS:
MAKE: In-Situ	MAKE:	
MODEL: AquaTroll 600	MODEL:	
SERIAL NO: 808958	SERIAL NO:	

MATERIAL CODES: **AG** = Amber Glass; **CG** = Clear Glass; **HDPE** = High Density Polyethylene; **LDPE** = Low Density Polyethylene; **PP** = Polypropylene; **S** = Silicone; **T** = Teflon; **O** = Other (Specify)

NOTES:
1. STABILIZATION CRITERIA FOR RANGE OF VARIATION OF LAST THREE CONSECUTIVE READINGS:
   pH: + 1.0 units **Temperature**: + 3% **Specific Conductance**: + 3% **Dissolved Oxygen**: optionally, + 0.2 mg/L or + 10% (whichever is greater) **ORP**: + 10 mV
   Turbidity: all readings < 20 NTU; optionally + 5 NTU or + 10% (whichever is greater)

SAMPLED? Y OR N	# of bottles	Size	Material	Preservative	Preservative Lot Number	Analysis	Preferred Lab
	1	250 ml	Plastic	H_2SO_4		Ammonia	WEC Chem Lab
	1	250 ml	Plastic	N/A		Conductivity[a]	WEC Chem Lab
						Fluoride[a]	
	1	250 ml	Plastic	N/A		Nitrate	Shealy
Y	3	40 ml	Glass vial	Vendor[b]	B101601VB	VOC	Shealy
	2	250 ml	Glass-amber	N/A		SVOC	Shealy
	1	250 ml	Plastic	N/A		Tritium	GEL
	2	1 liter	Plastic	HNO_3			
						Gross Alpha	GEL
						Gross Beta	
						Isotopic U (α Spec)	
						Isotopic U (ICP-MS)	
						Total U (ICP-MS)	
						Tc-99 (liquid scint)	

Notes: [a] Ensure there is no headspace in the bottle.
[b] Glass vials for VOC collection are acidified by the vendor supplying the vials.

Retain form in area for 1 year, in Records Room - 3 years and offsite - 57 years.

© 2020 Westinghouse Electric Company LLC.
All Rights Reserved.

Westinghouse Proprietary Class 2
PRINTED COPIES ARE UNCONTROLLED

Low Flow Groundwater Sample Collection Record

WELL NO: L-55-40-44	SAMPLE ID: L-55-40-44	DATE: 3/15/21
TOTAL WELL LENGTH (feet) (A): 44	WATER TABLE DEPTH (feet) (B): 18	LENGTH OF WATER COLUMN (feet) (A-B):
CASING DIAMATER / MATL (inches): 0.5/Steel	WELL SCREEN INTERVAL DEPTH: 40 feet to 44 feet	CALCULATED SYSTEM VOLUME:

PURGING DATA

	TUBING DIAMETER (inches): 0.25		PURGE PUMP TYPE OR BAILER: Peristaltic Pump
INITIAL PUMP OR TUBING DEPTH IN WELL (feet): 42	FINAL PUMP OR TUBING DEPTH IN WELL (feet): 42	PURGING START TIME: 1636	PURGING END TIME:	TOTAL VOLUME PURGED (gallons): 1.4

TIME (24 HR)	CUMUL. VOLUME PURGED (gallons)	PURGE RATE (gpm)	DEPTH TO WATER (feet)	ORP (mV)	pH (standard units)	TEMP. (°C)	SPEC. COND. (circle units) µmhos/cm or µS/cm	DISSOLVED OXYGEN (circle units) mg/L or % saturation	TURBIDITY (NTUs)	COLOR (describe)	ODOR (describe)
1636	0	150 ml/min		70.80	5.97	19.94	75.96	2.48	4,587	dark brown	none
1640		0.04		-157.41	6.15	18.69	54.42	0.14	1,644	dark brown	none
1645		0.04		-289.91	6.13	18.42	51.06	0.09	3,335	dark brown	none
1649		0.04		-305.55	6.15	18.42	51.06	0.09	3,397	dark brown	none
1655		0.04		-303.67	6.20	18.28	52.35	0.09	3,530	dark brown	none
1700		0.04		-309.05	6.21	18.19	56.11	0.07	3,079	dark brown	none
1705		0.04		-299.29	6.23	18.06	54.55	0.08	3,273	dark brown	none
1710	1.4	0.04		-305.24	6.24	18.04	55.00	0.08	3,588	dark brown	none

WELL CAPACITY (Gallons Per Foot): **0.75"** = 0.02; **1"** = 0.04; **1.25"** = 0.06; **2"** = 0.16; **3"** = 0.37; **4"** = 0.65; **5"** = 1.02; **6"** = 1.47; **12"** = 5.88
TUBING INSIDE DIA. CAPACITY (Gal./Ft.): **1/8"** = 0.0006; **3/16"** = 0.0014; **1/4"** = 0.0026; **5/16"** = 0.004; **3/8"** = 0.006; **1/2"** = 0.010; **5/8"** = 0.016

PURGING EQUIPMENT CODES: **B** = Bailer; **BP** = Bladder Pump; **ESP** = Electric Submersible Pump; **PP** = Peristaltic Pump; **O** = Other (Specify)

*Parent Procedure, other procedures may reference this form in ETAPS. * Procedure # ROP-06-007

Electronically approved records are authenticated in the electronic document management system.

Information included in this material is proprietary and confidential and cannot be disclosed or used for any reason beyond the intended purpose without the prior written consent of Westinghouse Electric Company LLC.

© 2020 Westinghouse Electric Company LLC.
All Rights Reserved.

Westinghouse Proprietary Class 2
PRINTED COPIES ARE UNCONTROLLED

SAMPLING DATA

WELL No: L-55-40-44	SAMPLED BY (PRINT) / AFFILIATION: Chuck Sudduth / AECOM		
SAMPLER(S) SIGNATURE(S): Charles K Sudduth		SAMPLING START TIME: 1712	SAMPLING END TIME: 1714
TUBING MATERIAL CODE: HDPE	PUMP OR TUBING DEPTH IN WELL (feet): 42	DUPLICATE: Y (N)	
FIELD DECONTAMINATION: PUMP Y (N)	TUBING Y N (replaced)	SAMPLE COLLECTION METHOD: Low Flow	

FIELD EQUIPMENT USED:	FIELD EQUIPMENT USED:	REMARKS:
MAKE: In-Situ	MAKE:	
MODEL: Aqua Troll 600	MODEL:	
SERIAL NO: 808958	SERIAL NO:	

MATERIAL CODES: **AG** = Amber Glass; **CG** = Clear Glass; **HDPE** = High Density Polyethylene; **LDPE** = Low Density Polyethylene; **PP** = Polypropylene; **S** = Silicone; **T** = Teflon; **O** = Other (Specify)

NOTES:
1. STABILIZATION CRITERIA FOR RANGE OF VARIATION OF LAST THREE CONSECUTIVE READINGS:
   pH: + 1.0 units **Temperature**: + 3% **Specific Conductance**: + 3% **Dissolved Oxygen**: optionally, + 0.2 mg/L or + 10% (whichever is greater) **ORP**: + 10 mV
   Turbidity: all readings < 20 NTU; optionally + 5 NTU or + 10% (whichever is greater)

SAMPLED? Y OR N	# of bottles	Size	Material	Preservative	Preservative Lot Number	Analysis	Preferred Lab
	1	250 ml	Plastic	H_2SO_4		Ammonia	WEC Chem Lab
	1	250 ml	Plastic	N/A		Conductivity[a]	WEC Chem Lab
						Fluoride[a]	
	1	250 ml	Plastic	N/A		Nitrate	Shealy
Y	3	40~~30~~ ml	Glass vial	Vendor[b]	B101601VB	VOC	Shealy
	2	250 ml	Glass-amber	N/A		SVOC	Shealy
	1	250 ml	Plastic	N/A		Tritium	GEL
	2	1 liter	Plastic	HNO_3			
						Gross Alpha	GEL
						Gross Beta	
						Isotopic U (α Spec)	
						Isotopic U (ICP-MS)	
						Total U (ICP-MS)	
						Tc-99 (liquid scint)	

Notes: [a] Ensure there is no headspace in the bottle.
[b] Glass vials for VOC collection are acidified by the vendor supplying the vials.

Retain form in area for 1 year, in Records Room - 3 years and offsite - 57 years.

© 2020 Westinghouse Electric Company LLC.
All Rights Reserved.

Westinghouse Proprietary Class 2
PRINTED COPIES ARE UNCONTROLLED

Low Flow Groundwater Sample Collection Record

WELL NO: L-56	SAMPLE ID: L-56-41-45	DATE: 2/17/21
TOTAL WELL LENGTH (feet) (A): 45	WATER TABLE DEPTH (feet) (B): 21	LENGTH OF WATER COLUMN (feet) (A-B): 24
CASING DIAMATER / MATL (inches): 1" SS	WELL SCREEN INTERVAL DEPTH: 41 feet to 45 feet	CALCULATED SYSTEM VOLUME:

PURGING DATA

	TUBING DIAMETER (inches): 1/4"		PURGE PUMP TYPE OR BAILER: Peristaltic
INITIAL PUMP OR TUBING DEPTH IN WELL (feet): 45	FINAL PUMP OR TUBING DEPTH IN WELL (feet): 45	PURGING START TIME: 1525	PURGING END TIME: 1535	TOTAL VOLUME PURGED (gallons): 0.025

TIME (24 HR)	CUMUL. VOLUME PURGED (gallons)	PURGE RATE (gpm)	DEPTH TO WATER (feet)	ORP (mV)	pH (standard units)	TEMP. (°C)	SPEC. COND. (circle units) µmhos/cm or µS/cm	DISSOLVED OXYGEN (circle units) mg/L or % saturation	TURBIDITY (NTUs)	COLOR (describe)	ODOR (describe)
1525	0	0	21	-16.17	6.74	13.1	92.4	2.43	614.4	Gray	
1535	0.025	0.025	21	28.01	6.73	12.7	88.1	3.80	987.4	Gray	

WELL CAPACITY (Gallons Per Foot): **0.75"** = 0.02; **1"** = 0.04; **1.25"** = 0.06; **2"** = 0.16; **3"** = 0.37; **4"** = 0.65; **5"** = 1.02; **6"** = 1.47; **12"** = 5.88
TUBING INSIDE DIA. CAPACITY (Gal./Ft.): **1/8"** = 0.0006; **3/16"** = 0.0014; **1/4"** = 0.0026; **5/16"** = 0.004; **3/8"** = 0.006; **1/2"** = 0.010; **5/8"** = 0.016

PURGING EQUIPMENT CODES: **B** = Bailer; **BP** = Bladder Pump; **ESP** = Electric Submersible Pump; **PP** = Peristaltic Pump; **O** = Other (Specify)

*Parent Procedure, other procedures may reference this form in ETAPS. * Procedure # ROP-06-007

Electronically approved records are authenticated in the electronic document management system.

Information included in this material is proprietary and confidential and cannot be disclosed or used for any reason beyond the intended purpose without the prior written consent of Westinghouse Electric Company LLC.

© 2020 Westinghouse Electric Company LLC.
All Rights Reserved.

Westinghouse Proprietary Class 2
PRINTED COPIES ARE UNCONTROLLED

SAMPLING DATA

WELL No:	SAMPLED BY (PRINT) / AFFILIATION:		
L-50-41-45	Jeremy Grant / AECOM		
SAMPLER(S) SIGNATURE(S):		SAMPLING START TIME: 1603	SAMPLING END TIME: 1620
TUBING MATERIAL CODE: HDPE	PUMP OR TUBING DEPTH IN WELL (feet): 45	DUPLICATE: Y (N)	
FIELD DECONTAMINATION: PUMP Y (N)	TUBING Y (N) (replaced)	SAMPLE COLLECTION METHOD: Low flow	

FIELD EQUIPMENT USED:	FIELD EQUIPMENT USED:	REMARKS:
MAKE: In-Situ	MAKE:	
MODEL: Aqua Troll 600	MODEL:	
SERIAL NO: 519131	SERIAL NO:	

MATERIAL CODES: **AG** = Amber Glass; **CG** = Clear Glass; **HDPE** = High Density Polyethylene; **LDPE** = Low Density Polyethylene; **PP** = Polypropylene; **S** = Silicone; **T** = Teflon; **O** = Other (Specify)

NOTES:
1. **STABILIZATION CRITERIA FOR RANGE OF VARIATION OF LAST THREE CONSECUTIVE READINGS:**
pH: + 1.0 units **Temperature**: + 3% **Specific Conductance**: + 3% **Dissolved Oxygen**: optionally, + 0.2 mg/L or + 10% (whichever is greater) **ORP**: + 10 mV
Turbidity: all readings < 20 NTU; optionally + 5 NTU or + 10% (whichever is greater)

SAMPLED? Y OR N	# of bottles	Size	Material	Preservative	Preservative Lot Number	Analysis	Preferred Lab
N	1	250 ml	Plastic	H_2SO_4		Ammonia	WEC Chem Lab
N	1	250 ml	Plastic	N/A		Conductivity[a]	WEC Chem Lab
						Fluoride[a]	
N	1	250 ml	Plastic	N/A		Nitrate	Shealy
Y	3	50 ml	Glass vial	Vendor[b]	1504	VOC	Shealy
N	2	250 ml	Glass-amber	N/A		SVOC	Shealy
N	1	250 ml	Plastic	N/A		Tritium	GEL
N	2	1 liter	Plastic	HNO_3			
						Gross Alpha	GEL
						Gross Beta	
						Isotopic U (α Spec)	
						Isotopic U (ICP-MS)	
						Total U (ICP-MS)	
						Tc-99 (liquid scint)	

Notes: [a] Ensure there is no headspace in the bottle.
[b] Glass vials for VOC collection are acidified by the vendor supplying the vials.

Retain form in area for 1 year, in Records Room - 3 years and offsite - 57 years.

© 2020 Westinghouse Electric Company LLC.
All Rights Reserved.
Westinghouse Proprietary Class 2
PRINTED COPIES ARE UNCONTROLLED

Low Flow Groundwater Sample Collection Record

WELL NO: L-56	SAMPLE ID: L-56-33-37	DATE: 2/17/21
TOTAL WELL LENGTH (feet) (A): 37	WATER TABLE DEPTH (feet) (B): 21	LENGTH OF WATER COLUMN (feet) (A-B): 16
CASING DIAMATER / MATL (inches): 1" SS	WELL SCREEN INTERVAL DEPTH: 33 feet to 37 feet	CALCULATED SYSTEM VOLUME:

PURGING DATA

	TUBING DIAMETER (inches): 1/4"		PURGE PUMP TYPE OR BAILER: Peristaltic
INITIAL PUMP OR TUBING DEPTH IN WELL (feet):	FINAL PUMP OR TUBING DEPTH IN WELL (feet):	PURGING START TIME: 1317	PURGING END TIME: 1343	TOTAL VOLUME PURGED (gallons): 1.25

TIME (24 HR)	CUMUL. VOLUME PURGED (gallons)	PURGE RATE (gpm)	DEPTH TO WATER (feet)	ORP (mV)	pH (standard units)	TEMP. (°C)	SPEC. COND. (circle units) µmhos/cm or µS/cm	DISSOLVED OXYGEN (circle units) mg/L or % saturation	TURBIDITY (NTUs)	COLOR (describe)	ODOR (describe)
1317	0	0.05	21	6.65	-63.8	11.6	96.2	4.24	2.9	Brown SH	gray
1323	0.25	0.05	21	6.30	-190.6	13.9	95.4	0.01	19.6	"	"
1328	0.50	0.05	21	6.32	-217.4	14.3	89.0	0	44.9	"	"
1333	0.75	0.05	21	6.28	-226.7	14.7	84.5	0	106.3	"	"
1338	1.0	0.05	21	6.25	-235.1	14.9	80.1	0	195.9	"	"
1343	1.25	0.05	21	6.24	-239.9	15.1	76.6	0	266.9	"	"

WELL CAPACITY (Gallons Per Foot): **0.75"** = 0.02; **1"** = 0.04; **1.25"** = 0.06; **2"** = 0.16; **3"** = 0.37; **4"** = 0.65; **5"** = 1.02; **6"** = 1.47; **12"** = 5.88
TUBING INSIDE DIA. CAPACITY (Gal./Ft.): **1/8"** = 0.0006; **3/16"** = 0.0014; **1/4"** = 0.0026; **5/16"** = 0.004; **3/8"** = 0.006; **1/2"** = 0.010; **5/8"** = 0.016

PURGING EQUIPMENT CODES: **B** = Bailer; **BP** = Bladder Pump; **ESP** = Electric Submersible Pump; **PP** = Peristaltic Pump; **O** = Other (Specify)

*Parent Procedure, other procedures may reference this form in ETAPS. * Procedure # ROP-06-007

Electronically approved records are authenticated in the electronic document management system.

Information included in this material is proprietary and confidential and cannot be disclosed or used for any reason beyond the intended purpose without the prior written consent of Westinghouse Electric Company LLC.

© 2020 Westinghouse Electric Company LLC.
All Rights Reserved.

Westinghouse Proprietary Class 2
PRINTED COPIES ARE UNCONTROLLED

SAMPLING DATA

WELL No:	SAMPLED BY (PRINT) / AFFILIATION:		
L-56-33-37	Jeremy Grant / AECOM		
SAMPLER(S) SIGNATURE(S):		SAMPLING START TIME: 1344	SAMPLING END TIME: 1347
TUBING MATERIAL CODE: HDPE	PUMP OR TUBING DEPTH IN WELL (feet): 37		DUPLICATE: Y (N)
FIELD DECONTAMINATION: PUMP Y (N)	TUBING Y (N) (replaced)		SAMPLE COLLECTION METHOD: Low Flow

FIELD EQUIPMENT USED:	FIELD EQUIPMENT USED:	REMARKS:
MAKE: In Situ	MAKE:	
MODEL: AquaTroll 600	MODEL:	
SERIAL NO: 519131	SERIAL NO:	

MATERIAL CODES: **AG** = Amber Glass; **CG** = Clear Glass; **HDPE** = High Density Polyethylene; **LDPE** = Low Density Polyethylene; **PP** = Polypropylene; **S** = Silicone; **T** = Teflon; **O** = Other (Specify)

NOTES:
1. STABILIZATION CRITERIA FOR RANGE OF VARIATION OF LAST THREE CONSECUTIVE READINGS:
   pH: + 1.0 units **Temperature**: + 3% **Specific Conductance**: + 3% **Dissolved Oxygen**: optionally, + 0.2 mg/L or + 10% (whichever is greater) **ORP**: + 10 mV
   Turbidity: all readings < 20 NTU; optionally + 5 NTU or + 10% (whichever is greater)

SAMPLED? Y OR N	# of bottles	Size	Material	Preservative	Preservative Lot Number	Analysis	Preferred Lab
N	1	250 ml	Plastic	H_2SO_4		Ammonia	WEC Chem Lab
✓	1	250 ml	Plastic	N/A		Conductivity[a]	WEC Chem Lab
						Fluoride[a]	
N	1	250 ml	Plastic	N/A		Nitrate	Shealy
Y	3	50 ml	Glass vial	Vendor[b]	1504	VOC	Shealy
N	2	250 ml	Glass-amber	N/A		SVOC	Shealy
N	1	250 ml	Plastic	N/A		Tritium	GEL
N	2	1 liter	Plastic	HNO_3			
						Gross Alpha	GEL
						Gross Beta	
						Isotopic U (α Spec)	
						Isotopic U (ICP-MS)	
						Total U (ICP-MS)	
						Tc-99 (liquid scint)	

Notes: [a] Ensure there is no headspace in the bottle.
[b] Glass vials for VOC collection are acidified by the vendor supplying the vials.

Retain form in area for 1 year, in Records Room - 3 years and offsite - 57 years.

© 2020 Westinghouse Electric Company LLC.
All Rights Reserved.
Westinghouse Proprietary Class 2
PRINTED COPIES ARE UNCONTROLLED

Low Flow Groundwater Sample Collection Record

WELL NO: L-56	SAMPLE ID: L-56-22-26	DATE: 2/17/21
TOTAL WELL LENGTH (feet) (A): 26	WATER TABLE DEPTH (feet) (B): 21	LENGTH OF WATER COLUMN (feet) (A-B): 5
CASING DIAMATER / MATL (inches): 1" SS	WELL SCREEN INTERVAL DEPTH: 22 feet to 26 feet	CALCULATED SYSTEM VOLUME:

PURGING DATA

	TUBING DIAMETER (inches): 1/4"		PURGE PUMP TYPE OR BAILER: Peristaltic
INITIAL PUMP OR TUBING DEPTH IN WELL (feet): 25	FINAL PUMP OR TUBING DEPTH IN WELL (feet): 25	PURGING START TIME: 1206	PURGING END TIME: 1242	TOTAL VOLUME PURGED (gallons): 1.75

TIME (24 HR)	CUMUL. VOLUME PURGED (gallons)	PURGE RATE (gpm)	DEPTH TO WATER (feet)	ORP (mV)	pH (standard units)	TEMP. (°C)	SPEC. COND. (circle units) µmhos/cm or (µS/cm)	DISSOLVED OXYGEN (circle units) (mg/L) or % saturation	TURBIDITY (NTUs)	COLOR (describe)	ODOR (describe)
1206	0	0.25	21	60.4	6.234	9.59	102.6	5.32	126.8	Brown	
1211	0.25	0.25	21	0.7	6.23	10.3	102.7	2.69	49.6	Lt. brown	
1216	0.5	0.25	21	-49.5	5.99	11.1	102.9	1.19	26.7	Opaque	
1221	0.75	0.25	21	-70.1	5.90	11.9	103.4	0.26	18.8	"	"
1227	1.0	0.25	21	-80.2	5.88	12.4	97.5	0.10	53.9	"	"
1232	1.25	0.25	21	-97.2	5.84	12.9	98.1	0	50.4	"	"
1237	1.5	0.25	21	-119.0	5.82	13.3	98.5	0	37.0	"	"
1242	1.75	0.25	21	-147.4	5.81	13.4	98.9	0	29.3	"	"

WELL CAPACITY (Gallons Per Foot): **0.75"** = 0.02; **1"** = 0.04; **1.25"** = 0.06; **2"** = 0.16; **3"** = 0.37; **4"** = 0.65; **5"** = 1.02; **6"** = 1.47; **12"** = 5.88
TUBING INSIDE DIA. CAPACITY (Gal./Ft.): **1/8"** = 0.0006; **3/16"** = 0.0014; **1/4"** = 0.0026; **5/16"** = 0.004; **3/8"** = 0.006; **1/2"** = 0.010; **5/8"** = 0.016

PURGING EQUIPMENT CODES: **B** = Bailer; **BP** = Bladder Pump; **ESP** = Electric Submersible Pump; **PP** = Peristaltic Pump; **O** = Other (Specify)

*Parent Procedure, other procedures may reference this form in ETAPS. * Procedure # ROP-06-007

Electronically approved records are authenticated in the electronic document management system.

Information included in this material is proprietary and confidential and cannot be disclosed or used for any reason beyond the intended purpose without the prior written consent of Westinghouse Electric Company LLC.

© 2020 Westinghouse Electric Company LLC.
All Rights Reserved.

Westinghouse Proprietary Class 2
PRINTED COPIES ARE UNCONTROLLED

SAMPLING DATA

WELL No: L-56-22-26	SAMPLED BY (PRINT) / AFFILIATION: Jeremy Grant / AECOM		
SAMPLER(S) SIGNATURE(S):		SAMPLING START TIME: 1243	SAMPLING END TIME: 1246
TUBING MATERIAL CODE: HDPE	PUMP OR TUBING DEPTH IN WELL (feet): 25.5	DUPLICATE: Y (N)	
FIELD DECONTAMINATION: PUMP Y (N)	TUBING Y (N) (replaced)	SAMPLE COLLECTION METHOD: Low flow	

FIELD EQUIPMENT USED:	FIELD EQUIPMENT USED:	REMARKS:
MAKE: In-Situ	MAKE:	
MODEL: AquaTroll 600	MODEL:	
SERIAL NO: 519131	SERIAL NO:	

MATERIAL CODES: **AG** = Amber Glass; **CG** = Clear Glass; **HDPE** = High Density Polyethylene; **LDPE** = Low Density Polyethylene; **PP** = Polypropylene; **S** = Silicone; **T** = Teflon; **O** = Other (Specify)

NOTES:
1. STABILIZATION CRITERIA FOR RANGE OF VARIATION OF LAST THREE CONSECUTIVE READINGS:
pH: + 1.0 units **Temperature**: + 3% **Specific Conductance**: + 3% **Dissolved Oxygen**: optionally, + 0.2 mg/L or + 10% (whichever is greater) **ORP**: + 10 mV
Turbidity: all readings < 20 NTU; optionally + 5 NTU or + 10% (whichever is greater)

SAMPLED? Y OR N	# of bottles	Size	Material	Preservative	Preservative Lot Number	Analysis	Preferred Lab
N	1	250 ml	Plastic	H_2SO_4		Ammonia	WEC Chem Lab
N	1	250 ml	Plastic	N/A		Conductivity[a]	WEC Chem Lab
						Fluoride[a]	
N	1	250 ml	Plastic	N/A		Nitrate	Shealy
Y	3	50 ml	Glass vial	Vendor[b]	1504	VOC	Shealy
N	2	250 ml	Glass-amber	N/A		SVOC	Shealy
N	1	250 ml	Plastic	N/A		Tritium	GEL
N	2	1 liter	Plastic	HNO_3			
						Gross Alpha	GEL
						Gross Beta	
						Isotopic U (α Spec)	
						Isotopic U (ICP-MS)	
						Total U (ICP-MS)	
						Tc-99 (liquid scint)	

Notes: [a] Ensure there is no headspace in the bottle.
[b] Glass vials for VOC collection are acidified by the vendor supplying the vials.

Retain form in area for 1 year, in Records Room - 3 years and offsite - 57 years.

© 2020 Westinghouse Electric Company LLC.
All Rights Reserved.

Westinghouse Proprietary Class 2
PRINTED COPIES ARE UNCONTROLLED

Low Flow Groundwater Sample Collection Record

WELL NO: L-57	SAMPLE ID: L-57-42-46	DATE: 2/17/21
TOTAL WELL LENGTH (feet) (A): 46	WATER TABLE DEPTH (feet) (B): 24	LENGTH OF WATER COLUMN (feet) (A-B): 22
CASING DIAMATER / MATL (inches): 1" SS	WELL SCREEN INTERVAL DEPTH: 42 feet to 46 feet	CALCULATED SYSTEM VOLUME:

PURGING DATA

	TUBING DIAMETER (inches): 1/4"		PURGE PUMP TYPE OR BAILER: peristaltic
INITIAL PUMP OR TUBING DEPTH IN WELL (feet):	FINAL PUMP OR TUBING DEPTH IN WELL (feet):	PURGING START TIME: 0827	PURGING END TIME: / TOTAL VOLUME PURGED (gallons): 0.

TIME (24 HR)	CUMUL. VOLUME PURGED (gallons)	PURGE RATE (gpm)	DEPTH TO WATER (feet)	ORP (mV)	pH (standard units)	TEMP. (°C)	SPEC. COND. (circle units) µmhos/cm or µS/cm	DISSOLVED OXYGEN (circle units) mg/L or % saturation	TURBIDITY (NTUs)	COLOR (describe)	ODOR (describe)
0827	0	0.0125	24	201.49	7.00	7.96	106.6	8.58	7486.5	Lt. gray	
0832	0.025	0.025	24	-205.6	7.37	10.81	107.1	1.77	4483.4	"	
0838	0.0375	0.0375 1.25	24	-179.0	7.34	9.03	105.7	1.589	3512.6	"	"
0843	0.05	0.05125	24	-159.4	7.20	8.40	104.3	1.48	3124.6	"	"
0849	0.0625	0.0125	Dry	-133.3	7.10	6.95	103.5	2.44	3010.0	"	"

WELL CAPACITY (Gallons Per Foot): **0.75"** = 0.02; **1"** = 0.04; **1.25"** = 0.06; **2"** = 0.16; **3"** = 0.37; **4"** = 0.65; **5"** = 1.02; **6"** = 1.47; **12"** = 5.88
TUBING INSIDE DIA. CAPACITY (Gal./Ft.): **1/8"** = 0.0006; **3/16"** = 0.0014; **1/4"** = 0.0026; **5/16"** = 0.004; **3/8"** = 0.006; **1/2"** = 0.010; **5/8"** = 0.016

PURGING EQUIPMENT CODES: **B** = Bailer; **BP** = Bladder Pump; **ESP** = Electric Submersible Pump; **PP** = Peristaltic Pump; **O** = Other (Specify)

*Parent Procedure, other procedures may reference this form in ETAPS. * Procedure # ROP-06-007

Electronically approved records are authenticated in the electronic document management system.

Information included in this material is proprietary and confidential and cannot be disclosed or used for any reason beyond the intended purpose without the prior written consent of Westinghouse Electric Company LLC.

© 2020 Westinghouse Electric Company LLC.
All Rights Reserved.

Westinghouse Proprietary Class 2
PRINTED COPIES ARE UNCONTROLLED

SAMPLING DATA

WELL No:	SAMPLED BY (PRINT) / AFFILIATION:		
L-57-42-46	Jeremy Grant / AECOM		
SAMPLER(S) SIGNATURE(S):		SAMPLING START TIME: 0906	SAMPLING END TIME: 0917
TUBING MATERIAL CODE: HDPE	PUMP OR TUBING DEPTH IN WELL (feet): 45	DUPLICATE: Y (N)	
FIELD DECONTAMINATION: PUMP Y (N) TUBING Y (N) (replaced)		SAMPLE COLLECTION METHOD: Low Flow	

FIELD EQUIPMENT USED:	FIELD EQUIPMENT USED:	REMARKS:
MAKE: In-Situ	MAKE:	
MODEL: AquaTroll 600	MODEL:	
SERIAL NO: 519131	SERIAL NO:	

MATERIAL CODES: **AG** = Amber Glass; **CG** = Clear Glass; **HDPE** = High Density Polyethylene; **LDPE** = Low Density Polyethylene; **PP** = Polypropylene; **S** = Silicone; **T** = Teflon; **O** = Other (Specify)

NOTES:
1. **STABILIZATION CRITERIA FOR RANGE OF VARIATION OF LAST THREE CONSECUTIVE READINGS:**
   pH: + 1.0 units **Temperature**: + 3% **Specific Conductance**: + 3% **Dissolved Oxygen**: optionally, + 0.2 mg/L or + 10% (whichever is greater) **ORP**: + 10 mV
   Turbidity: all readings < 20 NTU; optionally + 5 NTU or + 10% (whichever is greater)

SAMPLED? Y OR N	# of bottles	Size	Material	Preservative	Preservative Lot Number	Analysis	Preferred Lab
N	1	250 ml	Plastic	H_2SO_4		Ammonia	WEC Chem Lab
N	1	250 ml	Plastic	N/A		Conductivity[a]	WEC Chem Lab
						Fluoride[a]	
N	1	250 ml	Plastic	N/A		Nitrate	Shealy
Y	3	50 ml	Glass vial	Vendor[b]	1504	VOC	Shealy
N	2	250 ml	Glass-amber	N/A		SVOC	Shealy
N	1	250 ml	Plastic	N/A		Tritium	GEL
N	2	1 liter	Plastic	HNO_3			
						Gross Alpha	GEL
						Gross Beta	
						Isotopic U (α Spec)	
						Isotopic U (ICP-MS)	
						Total U (ICP-MS)	
						Tc-99 (liquid scint)	

Notes: [a] Ensure there is no headspace in the bottle.
[b] Glass vials for VOC collection are acidified by the vendor supplying the vials.

Retain form in area for 1 year, in Records Room - 3 years and offsite - 57 years.

© 2020 Westinghouse Electric Company LLC.
All Rights Reserved.

Westinghouse Proprietary Class 2
PRINTED COPIES ARE UNCONTROLLED

Low Flow Groundwater Sample Collection Record

WELL NO: L-57	SAMPLE ID: L-57-26-30	DATE: 2/16/21
TOTAL WELL LENGTH (feet) (A): 30	WATER TABLE DEPTH (feet) (B): 24	LENGTH OF WATER COLUMN (feet) (A-B): 6
CASING DIAMATER / MATL (inches): 1" SS	WELL SCREEN INTERVAL DEPTH: 26 feet to 30 feet	CALCULATED SYSTEM VOLUME:

PURGING DATA

TUBING DIAMETER (inches): 1/4"			PURGE PUMP TYPE OR BAILER: Peristaltic
INITIAL PUMP OR TUBING DEPTH IN WELL (feet): 29	FINAL PUMP OR TUBING DEPTH IN WELL (feet): 29	PURGING START TIME: 1608	PURGING END TIME: 1633	TOTAL VOLUME PURGED (gallons):

TIME (24 HR)	CUMUL. VOLUME PURGED (gallons)	PURGE RATE (gpm)	DEPTH TO WATER (feet)	ORP (mV)	pH (standard units)	TEMP. (°C)	SPEC. COND. (circle units) µmhos/cm or (µS/cm)	DISSOLVED OXYGEN (circle units) mg/L or % saturation	TURBIDITY (NTUs)	COLOR (describe)	ODOR (describe)
1608	0	0.25	24	74.7	6.37	14.2	103.9	5.28	2675.9	Lt. gray	
1613	0.25	0.25	24	100.4	5.92	15.4	103.4	2.99	2889.0	"	"
1618	0.5	0.25	24	121.0	5.77	15.5	103.6	2.22	1538.3	"	"
1623	0.75	0.25	24	133.6	5.72	15.6	101.8	1.56	1342.4	"	"
1628	1	0.25	24	141.3	5.66	15.7	103.4	0.95	932.4	"	"
1633	1.25	0.25	24	148.3	5.64	15.7	104.1	0.36	1024.1	"	"

WELL CAPACITY (Gallons Per Foot): **0.75"** = 0.02; **1"** = 0.04; **1.25"** = 0.06; **2"** = 0.16; **3"** = 0.37; **4"** = 0.65; **5"** = 1.02; **6"** = 1.47; **12"** = 5.88
TUBING INSIDE DIA. CAPACITY (Gal./Ft.): **1/8"** = 0.0006; **3/16"** = 0.0014; **1/4"** = 0.0026; **5/16"** = 0.004; **3/8"** = 0.006; **1/2"** = 0.010; **5/8"** = 0.016

PURGING EQUIPMENT CODES: **B** = Bailer; **BP** = Bladder Pump; **ESP** = Electric Submersible Pump; **PP** = Peristaltic Pump; **O** = Other (Specify)

*Parent Procedure, other procedures may reference this form in ETAPS. * Procedure # ROP-06-007

Electronically approved records are authenticated in the electronic document management system.

Information included in this material is proprietary and confidential and cannot be disclosed or used for any reason beyond the intended purpose without the prior written consent of Westinghouse Electric Company LLC.

© 2020 Westinghouse Electric Company LLC. All Rights Reserved.

Westinghouse Proprietary Class 2
PRINTED COPIES ARE UNCONTROLLED

SAMPLING DATA

WELL No: L-57	SAMPLED BY (PRINT) / AFFILIATION: Jeremy Grant / AECOM		
SAMPLER(S) SIGNATURE(S):		SAMPLING START TIME: 1634	SAMPLING END TIME: 1637
TUBING MATERIAL CODE: HDPE	PUMP OR TUBING DEPTH IN WELL (feet): 29	DUPLICATE: Y (N)	
FIELD DECONTAMINATION: PUMP Y (N) TUBING Y (N) (replaced)		SAMPLE COLLECTION METHOD: Low Flow	

FIELD EQUIPMENT USED:	FIELD EQUIPMENT USED:	REMARKS:
MAKE: In-Situ	MAKE:	
MODEL: AquaTroll 600	MODEL:	
SERIAL NO: 519131	SERIAL NO:	

MATERIAL CODES: **AG** = Amber Glass; **CG** = Clear Glass; **HDPE** = High Density Polyethylene; **LDPE** = Low Density Polyethylene; **PP** = Polypropylene; **S** = Silicone; **T** = Teflon; **O** = Other (Specify)

NOTES:
1. STABILIZATION CRITERIA FOR RANGE OF VARIATION OF LAST THREE CONSECUTIVE READINGS:
pH: + 1.0 units **Temperature**: + 3% **Specific Conductance**: + 3% **Dissolved Oxygen**: optionally, + 0.2 mg/L or + 10% (whichever is greater) **ORP**: + 10 mV
Turbidity: all readings < 20 NTU; optionally + 5 NTU or + 10% (whichever is greater)

SAMPLED? Y OR N	# of bottles	Size	Material	Preservative	Preservative Lot Number	Analysis	Preferred Lab
N	1	250 ml	Plastic	H_2SO_4		Ammonia	WEC Chem Lab
N	1	250 ml	Plastic	N/A		Conductivity[a]	WEC Chem Lab
						Fluoride[a]	
N	1	250 ml	Plastic	N/A		Nitrate	Shealy
Y	3	50 ml	Glass vial	Vendor[b]	1504	VOC	Shealy
N	2	250 ml	Glass-amber	N/A		SVOC	Shealy
N	1	250 ml	Plastic	N/A		Tritium	GEL
N	2	1 liter	Plastic	HNO_3			
						Gross Alpha	GEL
						Gross Beta	
						Isotopic U (α Spec)	
						Isotopic U (ICP-MS)	
						Total U (ICP-MS)	
						Tc-99 (liquid scint)	

Notes: [a] Ensure there is no headspace in the bottle.
[b] Glass vials for VOC collection are acidified by the vendor supplying the vials.

Retain form in area for 1 year, in Records Room - 3 years and offsite - 57 years.

© 2020 Westinghouse Electric Company LLC.
All Rights Reserved.

Westinghouse Proprietary Class 2
PRINTED COPIES ARE UNCONTROLLED

Low Flow Groundwater Sample Collection Record

WELL NO: L-58	SAMPLE ID: L-58-31-35	DATE: 2/16/21
TOTAL WELL LENGTH (feet) (A): 35	WATER TABLE DEPTH (feet) (B): 23	LENGTH OF WATER COLUMN (feet) (A-B): 12
CASING DIAMATER / MATL (inches): 1" SS	WELL SCREEN INTERVAL DEPTH: 31 feet to 35 feet	CALCULATED SYSTEM VOLUME:

PURGING DATA

	TUBING DIAMETER (inches): 1/4"		PURGE PUMP TYPE OR BAILER: Peristaltic
INITIAL PUMP OR TUBING DEPTH IN WELL (feet): 34	FINAL PUMP OR TUBING DEPTH IN WELL (feet): 34	PURGING START TIME: 1218	PURGING END TIME: 1243	TOTAL VOLUME PURGED (gallons):

TIME (24 HR)	CUMUL. VOLUME PURGED (gallons)	PURGE RATE (gpm)	DEPTH TO WATER (feet)	ORP (mV)	pH (standard units)	TEMP. (°C)	SPEC. COND. (circle units) µmhos/cm or (µS/cm)	DISSOLVED OXYGEN (circle units) (mg/L) or % saturation	TURBIDITY (NTUs)	COLOR (describe)	ODOR (describe)
1218	0	0.25	23	-114.3	6.84	16.03	192.6	0.78	51.24	Brown	
1223	0.25	0.25	23	-150.4	6.58	16.85	185.5	0	3040.0	"	"
1228	0.5	0.25	23	-93.9	6.25	17.01	163.2	0	4805.5	Lt. brown	
1233	0.75	0.25	23	-63.7	6.13	16.89	157.8	0	4347.4	"	"
1238	1	0.25	23	-45.5	6.05	16.74	154.5	0	3637.1	"	"
1243	1.25	0.25	23	-35.9	5.99	16.76	151.8	0	3001.2	"	"

WELL CAPACITY (Gallons Per Foot): **0.75"** = 0.02; **1"** = 0.04; **1.25"** = 0.06; **2"** = 0.16; **3"** = 0.37; **4"** = 0.65; **5"** = 1.02; **6"** = 1.47; **12"** = 5.88
TUBING INSIDE DIA. CAPACITY (Gal./Ft.): **1/8"** = 0.0006; **3/16"** = 0.0014; **1/4"** = 0.0026; **5/16"** = 0.004; **3/8"** = 0.006; **1/2"** = 0.010; **5/8"** = 0.016

PURGING EQUIPMENT CODES: **B** = Bailer; **BP** = Bladder Pump; **ESP** = Electric Submersible Pump; **PP** = Peristaltic Pump; **O** = Other (Specify)

*Parent Procedure, other procedures may reference this form in ETAPS. * Procedure # ROP-06-007

Electronically approved records are authenticated in the electronic document management system.

Information included in this material is proprietary and confidential and cannot be disclosed or used for any reason beyond the intended purpose without the prior written consent of Westinghouse Electric Company LLC.

© 2020 Westinghouse Electric Company LLC.
All Rights Reserved.

Westinghouse Proprietary Class 2
PRINTED COPIES ARE UNCONTROLLED

SAMPLING DATA

WELL No:	SAMPLED BY (PRINT) / AFFILIATION:		
L-58	L-58-31-35		
SAMPLER(S) SIGNATURE(S):		SAMPLING START TIME: 1244	SAMPLING END TIME: 1247
TUBING MATERIAL CODE: HDPE	PUMP OR TUBING DEPTH IN WELL (feet): 34	DUPLICATE: Y (N)	
FIELD DECONTAMINATION: PUMP Y (N)	TUBING Y (N) (replaced)	SAMPLE COLLECTION METHOD: Low Flow	

FIELD EQUIPMENT USED:	FIELD EQUIPMENT USED:	REMARKS:
MAKE: In-Situ	MAKE:	
MODEL: AquaTroll 600	MODEL:	
SERIAL NO: 519131	SERIAL NO:	

MATERIAL CODES: **AG** = Amber Glass; **CG** = Clear Glass; **HDPE** = High Density Polyethylene; **LDPE** = Low Density Polyethylene; **PP** = Polypropylene; **S** = Silicone; **T** = Teflon; **O** = Other (Specify)

NOTES:
1. STABILIZATION CRITERIA FOR RANGE OF VARIATION OF LAST THREE CONSECUTIVE READINGS:
   pH: + 1.0 units **Temperature**: + 3% **Specific Conductance**: + 3% **Dissolved Oxygen**: optionally, + 0.2 mg/L or + 10% (whichever is greater) **ORP**: + 10 mV
   Turbidity: all readings < 20 NTU; optionally + 5 NTU or + 10% (whichever is greater)

SAMPLED? Y OR N	# of bottles	Size	Material	Preservative	Preservative Lot Number	Analysis	Preferred Lab
N	1	250 ml	Plastic	H_2SO_4		Ammonia	WEC Chem Lab
N	1	250 ml	Plastic	N/A		Conductivity[a]	WEC Chem Lab
						Fluoride[a]	
N	1	250 ml	Plastic	N/A		Nitrate	Shealy
Y	3	50 ml	Glass vial	Vendor[b]	1504	VOC	Shealy
N	2	250 ml	Glass-amber	N/A		SVOC	Shealy
N	1	250 ml	Plastic	N/A		Tritium	GEL
N	2	1 liter	Plastic	HNO_3			
						Gross Alpha	GEL
						Gross Beta	
						Isotopic U (α Spec)	
						Isotopic U (ICP-MS)	
						Total U (ICP-MS)	
						Tc-99 (liquid scint)	

Notes: [a] Ensure there is no headspace in the bottle.
[b] Glass vials for VOC collection are acidified by the vendor supplying the vials.

Retain form in area for 1 year, in Records Room - 3 years and offsite - 57 years.

© 2020 Westinghouse Electric Company LLC.
All Rights Reserved.

Westinghouse Proprietary Class 2
PRINTED COPIES ARE UNCONTROLLED

Low Flow Groundwater Sample Collection Record

WELL NO: L-58	SAMPLE ID: L-58-23-27	DATE: 2/16/21
TOTAL WELL LENGTH (feet) (A): 27	WATER TABLE DEPTH (feet) (B): 23	LENGTH OF WATER COLUMN (feet) (A-B): 4
CASING DIAMATER / MATL (inches): 1"	WELL SCREEN INTERVAL DEPTH: 23 feet to 27 feet	CALCULATED SYSTEM VOLUME:

PURGING DATA

	TUBING DIAMETER (inches): 1/4"			PURGE PUMP TYPE OR BAILER: Peristaltic
INITIAL PUMP OR TUBING DEPTH IN WELL (feet): 26	FINAL PUMP OR TUBING DEPTH IN WELL (feet): 26	PURGING START TIME: 1103	PURGING END TIME: 1128	TOTAL VOLUME PURGED (gallons):

TIME (24 HR)	CUMUL. VOLUME PURGED (gallons)	PURGE RATE (gpm)	DEPTH TO WATER (feet)	ORP (mV)	pH (standard units)	TEMP. (°C)	SPEC. COND. (circle units) µmhos/cm or µS/cm	DISSOLVED OXYGEN (circle units) mg/L or % saturation	TURBIDITY (NTUs)	COLOR (describe)	ODOR (describe)
1103	0	0.25	23	-224.7	6.55	15.8	62.4	0	2102.7	white	
1108	0.25	0.25	23	-47.8	5.65	15.3	74.1	0	1481.1	" "	
1113	0.50	0.25	23	72.1	5.60	15.8	70.5	0.05	99.1	clear	
1118	0.75	0.25	23	83.3	5.56	15.9	74.5	0	183.2	" "	
1123	1.0	0.25	23	90.0	5.53	15.8	76.7	0	25.5	" "	
1128	1.25	0.25	23	94.3	5.51	15.8	78.0	0	57.1	" "	

WELL CAPACITY (Gallons Per Foot): **0.75"** = 0.02; **1"** = 0.04; **1.25"** = 0.06; **2"** = 0.16; **3"** = 0.37; **4"** = 0.65; **5"** = 1.02; **6"** = 1.47; **12"** = 5.88
TUBING INSIDE DIA. CAPACITY (Gal./Ft.): **1/8"** = 0.0006; **3/16"** = 0.0014; **1/4"** = 0.0026; **5/16"** = 0.004; **3/8"** = 0.006; **1/2"** = 0.010; **5/8"** = 0.016

PURGING EQUIPMENT CODES: **B** = Bailer; **BP** = Bladder Pump; **ESP** = Electric Submersible Pump; **PP** = Peristaltic Pump; **O** = Other (Specify)

*Parent Procedure, other procedures may reference this form in ETAPS. * Procedure # ROP-06-007

Electronically approved records are authenticated in the electronic document management system.

Information included in this material is proprietary and confidential and cannot be disclosed or used for any reason beyond the intended purpose without the prior written consent of Westinghouse Electric Company LLC.

© 2020 Westinghouse Electric Company LLC. All Rights Reserved.

Westinghouse Proprietary Class 2
PRINTED COPIES ARE UNCONTROLLED

SAMPLING DATA

WELL No:	SAMPLED BY (PRINT) / AFFILIATION:		
L-58	L-58-23-27		
SAMPLER(S) SIGNATURE(S):		SAMPLING START TIME: 1129	SAMPLING END TIME: 1132
TUBING MATERIAL CODE: HDPE	PUMP OR TUBING DEPTH IN WELL (feet): 26	DUPLICATE: Y (N)	
FIELD DECONTAMINATION: PUMP Y (N)	TUBING Y (N) (replaced)	SAMPLE COLLECTION METHOD: Low Flow	

FIELD EQUIPMENT USED:	FIELD EQUIPMENT USED:	REMARKS:
MAKE: In-Situ	MAKE:	
MODEL: AquaTroll 600	MODEL:	
SERIAL NO: 519131	SERIAL NO:	

MATERIAL CODES: **AG** = Amber Glass; **CG** = Clear Glass; **HDPE** = High Density Polyethylene; **LDPE** = Low Density Polyethylene; **PP** = Polypropylene; **S** = Silicone; **T** = Teflon; **O** = Other (Specify)

NOTES:
1. STABILIZATION CRITERIA FOR RANGE OF VARIATION OF LAST THREE CONSECUTIVE READINGS:
   pH: + 1.0 units **Temperature**: + 3% **Specific Conductance**: + 3% **Dissolved Oxygen**: optionally, + 0.2 mg/L or + 10% (whichever is greater) **ORP**: + 10 mV
   Turbidity: all readings < 20 NTU; optionally + 5 NTU or + 10% (whichever is greater)

SAMPLED? Y OR N	# of bottles	Size	Material	Preservative	Preservative Lot Number	Analysis	Preferred Lab
N	1	250 ml	Plastic	H_2SO_4		Ammonia	WEC Chem Lab
N	1	250 ml	Plastic	N/A		Conductivity[a]	WEC Chem Lab
						Fluoride[a]	
N	1	250 ml	Plastic	N/A		Nitrate	Shealy
Y	3	50 ml	Glass vial	Vendor[b]	1504	VOC	Shealy
N	2	250 ml	Glass-amber	N/A		SVOC	Shealy
N	1	250 ml	Plastic	N/A		Tritium	GEL
N	2	1 liter	Plastic	HNO_3			
						Gross Alpha	GEL
						Gross Beta	
						Isotopic U (α Spec)	
						Isotopic U (ICP-MS)	
						Total U (ICP-MS)	
						Tc-99 (liquid scint)	

Notes: [a] Ensure there is no headspace in the bottle.
[b] Glass vials for VOC collection are acidified by the vendor supplying the vials.

Retain form in area for 1 year, in Records Room - 3 years and offsite - 57 years.

© 2020 Westinghouse Electric Company LLC.
All Rights Reserved.

Westinghouse Proprietary Class 2
PRINTED COPIES ARE UNCONTROLLED

Low Flow Groundwater Sample Collection Record

WELL NO: L-58	SAMPLE ID: L-58-40-44	DATE: 2/16/21
TOTAL WELL LENGTH (feet) (A): 44	WATER TABLE DEPTH (feet) (B): 23	LENGTH OF WATER COLUMN (feet) (A-B): 21
CASING DIAMATER / MATL (inches): 1' SS	WELL SCREEN INTERVAL DEPTH: 40 feet to 44 feet	CALCULATED SYSTEM VOLUME:

PURGING DATA

	TUBING DIAMETER (inches): 1/4"		PURGE PUMP TYPE OR BAILER: Peristaltic
INITIAL PUMP OR TUBING DEPTH IN WELL (feet): 43	FINAL PUMP OR TUBING DEPTH IN WELL (feet): 43	PURGING START TIME: 10:04	PURGING END TIME: 1029	TOTAL VOLUME PURGED (gallons):

TIME (24 HR)	CUMUL. VOLUME PURGED (gallons)	PURGE RATE (gpm)	DEPTH TO WATER (feet)	ORP (mV)	pH (standard units)	TEMP. (°C)	SPEC. COND. (circle units) µmhos/cm or µS/cm	DISSOLVED OXYGEN (circle units) mg/L or % saturation	TURBIDITY (NTUs)	COLOR (describe)	ODOR (describe)
10:04	0	0.25	23	-217.83	6.99	12.51	99.06	3.42	608.6	Brown	
10:09	0.25	0.25	23	-304.8	6.60	15.01	62.92	0.86	5009.9	Lt brown	
1014	0.5	0.25	23	-276.5	6.55	15.21	60.56	0.12	4199.9	"	"
1019	0.75	0.25	23	-260.7	6.52	15.32	61.13	0.03	4180.9	"	"
1024	1.0	0.25	23	-252.3	6.48	15.49	57.83	0.00	3430.4	"	"
1029	1.25	0.25	23	-247.0	6.48	15.51	54.90	0.00	3377.2	"	"

WELL CAPACITY (Gallons Per Foot): **0.75"** = 0.02; **1"** = 0.04; **1.25"** = 0.06; **2"** = 0.16; **3"** = 0.37; **4"** = 0.65; **5"** = 1.02; **6"** = 1.47; **12"** = 5.88
TUBING INSIDE DIA. CAPACITY (Gal./Ft.): **1/8"** = 0.0006; **3/16"** = 0.0014; **1/4"** = 0.0026; **5/16"** = 0.004; **3/8"** = 0.006; **1/2"** = 0.010; **5/8"** = 0.016

PURGING EQUIPMENT CODES: **B** = Bailer; **BP** = Bladder Pump; **ESP** = Electric Submersible Pump; **PP** = Peristaltic Pump; **O** = Other (Specify)

*Parent Procedure, other procedures may reference this form in ETAPS. * Procedure # ROP-06-007

Electronically approved records are authenticated in the electronic document management system.

Information included in this material is proprietary and confidential and cannot be disclosed or used for any reason beyond the intended purpose without the prior written consent of Westinghouse Electric Company LLC.

© 2020 Westinghouse Electric Company LLC.
All Rights Reserved.

Westinghouse Proprietary Class 2
PRINTED COPIES ARE UNCONTROLLED

SAMPLING DATA

WELL No:	SAMPLED BY (PRINT) / AFFILIATION:		
L-58	L-58-40-44		
SAMPLER(S) SIGNATURE(S): Jeremy Bo		SAMPLING START TIME: 10:30	SAMPLING END TIME: 1033
TUBING MATERIAL CODE: HDPE	PUMP OR TUBING DEPTH IN WELL (feet): 43		DUPLICATE: Y (N)
FIELD DECONTAMINATION: PUMP Y (N)	TUBING Y (N) (replaced)		SAMPLE COLLECTION METHOD: Low flow

FIELD EQUIPMENT USED:	FIELD EQUIPMENT USED:	REMARKS:
MAKE: In-Situ	MAKE:	
MODEL: AquaTroll 600	MODEL:	
SERIAL NO: 519131	SERIAL NO:	

MATERIAL CODES: **AG** = Amber Glass; **CG** = Clear Glass; **HDPE** = High Density Polyethylene; **LDPE** = Low Density Polyethylene; **PP** = Polypropylene; **S** = Silicone; **T** = Teflon; **O** = Other (Specify)

NOTES:
1. STABILIZATION CRITERIA FOR RANGE OF VARIATION OF LAST THREE CONSECUTIVE READINGS:
   pH: + 1.0 units **Temperature**: + 3% **Specific Conductance**: + 3% **Dissolved Oxygen**: optionally, + 0.2 mg/L or + 10% (whichever is greater) **ORP**: + 10 mV
   Turbidity: all readings < 20 NTU; optionally + 5 NTU or + 10% (whichever is greater)

SAMPLED? Y OR N	# of bottles	Size	Material	Preservative	Preservative Lot Number	Analysis	Preferred Lab
N	1	250 ml	Plastic	H_2SO_4		Ammonia	WEC Chem Lab
N	1	250 ml	Plastic	N/A		Conductivity[a]	WEC Chem Lab
						Fluoride[a]	
N	1	250 ml	Plastic	N/A		Nitrate	Shealy
Y	3	50 ml	Glass vial	Vendor[b]	1504	VOC	Shealy
N	2	250 ml	Glass-amber	N/A		SVOC	Shealy
N	1	250 ml	Plastic	N/A		Tritium	GEL
N	2	1 liter	Plastic	HNO_3			
						Gross Alpha	GEL
						Gross Beta	
						Isotopic U (α Spec)	
						Isotopic U (ICP-MS)	
						Total U (ICP-MS)	
						Tc-99 (liquid scint)	

Notes: [a] Ensure there is no headspace in the bottle.
[b] Glass vials for VOC collection are acidified by the vendor supplying the vials.

Retain form in area for 1 year, in Records Room - 3 years and offsite - 57 years.

© 2020 Westinghouse Electric Company LLC.
All Rights Reserved.

Westinghouse Proprietary Class 2
PRINTED COPIES ARE UNCONTROLLED

Low Flow Groundwater Sample Collection Record

WELL NO: L-59-16-20	SAMPLE ID: L-59-16-20	DATE: 5/10
TOTAL WELL LENGTH (feet) (A): 20	WATER TABLE DEPTH (feet) (B): 13	LENGTH OF WATER COLUMN (feet) (A-B): 7
CASING DIAMATER / MATL (inches): 1" SS	WELL SCREEN INTERVAL DEPTH: 16 feet to 20 feet	CALCULATED SYSTEM VOLUME:

PURGING DATA

	TUBING DIAMETER (inches): 1/4"		PURGE PUMP TYPE OR BAILER: PP
INITIAL PUMP OR TUBING DEPTH IN WELL (feet): 20	FINAL PUMP OR TUBING DEPTH IN WELL (feet): 20	PURGING START TIME: 1451	PURGING END TIME: 1511	TOTAL VOLUME PURGED (gallons): 2

TIME (24 HR)	CUMUL. VOLUME PURGED (gallons)	PURGE RATE (gpm)	DEPTH TO WATER (feet)	ORP (mV)	pH (standard units)	TEMP. (°C)	SPEC. COND. (circle units) µmhos/cm or µS/cm	DISSOLVED OXYGEN (circle units) mg/L or % saturation	TURBIDITY (NTUs)	COLOR (describe)	ODOR (describe)
14:51	0	0.1	13	197.40	5.61	18.33	130.22	5.61	2008.3	LT gray	
1456	0.5	0.1	13	207.63	5.52	18.08	122.36	5.52	287.6	clear	
1501	1.0	0.1	13	209.26	5.51	17.94	121.03	5.51	145.0	clear	
1506	1.5	0.1	13	213.55	5.50	17.98	120.10	5.50	150.4	clear	
1511	2.0	0.1	13	214.31	5.50	17.77	120.31	5.50	160.3	clear	

WELL CAPACITY (Gallons Per Foot): **0.75"** = 0.02; **1"** = 0.04; **1.25"** = 0.06; **2"** = 0.16; **3"** = 0.37; **4"** = 0.65; **5"** = 1.02; **6"** = 1.47; **12"** = 5.88
TUBING INSIDE DIA. CAPACITY (Gal./Ft.): **1/8"** = 0.0006; **3/16"** = 0.0014; **1/4"** = 0.0026; **5/16"** = 0.004; **3/8"** = 0.006; **1/2"** = 0.010; **5/8"** = 0.016

PURGING EQUIPMENT CODES: **B** = Bailer; **BP** = Bladder Pump; **ESP** = Electric Submersible Pump; **PP** = Peristaltic Pump; **O** = Other (Specify)

*Parent Procedure, other procedures may reference this form in ETAPS. * Procedure # ROP-06-007

Electronically approved records are authenticated in the electronic document management system.

Information included in this material is proprietary and confidential and cannot be disclosed or used for any reason beyond the intended purpose without the prior written consent of Westinghouse Electric Company LLC.

© 2020 Westinghouse Electric Company LLC.
All Rights Reserved.

Westinghouse Proprietary Class 2
PRINTED COPIES ARE UNCONTROLLED

SAMPLING DATA

ELL No: L-59-16-20	SAMPLED BY (PRINT) / AFFILIATION: Jeremy Grant/AECOM		
SAMPLER(S) SIGNATURE(S):		SAMPLING START TIME: 1512	SAMPLING END TIME: 1514
TUBING MATERIAL CODE: HDPE	PUMP OR TUBING DEPTH IN WELL (feet): 20	DUPLICATE: Y (N)	
FIELD DECONTAMINATION: PUMP Y (N)	TUBING Y (N) (replaced)	SAMPLE COLLECTION METHOD: Low flow	

FIELD EQUIPMENT USED:	FIELD EQUIPMENT USED:	REMARKS:
MAKE: In-Situ	MAKE:	
MODEL: AquaTroll 600	MODEL:	
SERIAL NO: 808878	SERIAL NO:	

MATERIAL CODES: **AG** = Amber Glass; **CG** = Clear Glass; **HDPE** = High Density Polyethylene; **LDPE** = Low Density Polyethylene; **PP** = Polypropylene; **S** = Silicone; **T** = Teflon; **O** = Other (Specify)

NOTES:
1. STABILIZATION CRITERIA FOR RANGE OF VARIATION OF LAST THREE CONSECUTIVE READINGS:
   pH: + 1.0 units **Temperature**: + 3% **Specific Conductance**: + 3% **Dissolved Oxygen**: optionally, + 0.2 mg/L or + 10% (whichever is greater) **ORP**: + 10 mV
   Turbidity: all readings < 20 NTU; optionally + 5 NTU or + 10% (whichever is greater)

SAMPLED? Y OR N	# of bottles	Size	Material	Preservative	Preservative Lot Number	Analysis	Preferred Lab
N	1	250 ml	Plastic	H_2SO_4		Ammonia	WEC Chem Lab
N	1	250 ml	Plastic	N/A		Conductivity[a]	WEC Chem Lab
N						Fluoride[a]	
N	1	250 ml	Plastic	N/A		Nitrate	Shealy
Y	3	50 ml	Glass vial	Vendor[b]	1513	VOC	Shealy
N	2	250 ml	Glass-amber	N/A		SVOC	Shealy
N	1	250 ml	Plastic	N/A		Tritium	GEL
N	2	1 liter	Plastic	HNO_3			
						Gross Alpha	GEL
						Gross Beta	
						Isotopic U (α Spec)	
						Isotopic U (ICP-MS)	
						Total U (ICP-MS)	
						Tc-99 (liquid scint)	

Notes: [a] Ensure there is no headspace in the bottle.
[b] Glass vials for VOC collection are acidified by the vendor supplying the vials.

Retain form in area for 1 year, in Records Room - 3 years and offsite - 57 years.

© 2020 Westinghouse Electric Company LLC.
All Rights Reserved.
Westinghouse Proprietary Class 2
PRINTED COPIES ARE UNCONTROLLED

Low Flow Groundwater Sample Collection Record

WELL NO: L-59	SAMPLE ID: L-59-31-35	DATE: 5/10/21
TOTAL WELL LENGTH (feet) (A): 35	WATER TABLE DEPTH (feet) (B): 13	LENGTH OF WATER COLUMN (feet) (A-B): 22
CASING DIAMATER / MATL (inches): 1" SS	WELL SCREEN INTERVAL DEPTH: 31 feet to 35 feet	CALCULATED SYSTEM VOLUME:

PURGING DATA

	TUBING DIAMETER (inches): 1/4"			PURGE PUMP TYPE OR BAILER: PP
INITIAL PUMP OR TUBING DEPTH IN WELL (feet): 34.5	FINAL PUMP OR TUBING DEPTH IN WELL (feet): 34.5	PURGING START TIME: 1540	PURGING END TIME: 1605	TOTAL VOLUME PURGED (gallons): 3

TIME (24 HR)	CUMUL. VOLUME PURGED (gallons)	PURGE RATE (gpm)	DEPTH TO WATER (feet)	ORP (mV)	pH (standard units)	TEMP. (°C)	SPEC. COND. (circle units) µmhos/cm or (µS/cm)	DISSOLVED OXYGEN (circle units) (mg/L) or % saturation	TURBIDITY (NTUs)	COLOR (describe)	ODOR (describe)
1540	0	0.12	13	144.4	6.09	22.87	0.06	8.47	0.37	orange brown	
1545	0.[illegible]6	0.12	13	75.6	6.13	19.41	149.1	4.38	5330.2	Lt. brown	
1550	1.[illegible]2	0.12	13	106.0	5.97	18.91	139.4	5.80	2359.9	Lt. brown	
1555	1.8	0.12	13	185.8	5.91	18.77	135.4	6.05	1192.6	Lt. brown	
1600	2.4	0.12	13	121.7	5.90	18.67	136.6	6.15	1206.4	Opaque	
1605	3.0	0.12	13	125.0	5.89	18.59	135.4	6.21	883.9	Opaque	

WELL CAPACITY (Gallons Per Foot): **0.75"** = 0.02; **1"** = 0.04; **1.25"** = 0.06; **2"** = 0.16; **3"** = 0.37; **4"** = 0.65; **5"** = 1.02; **6"** = 1.47; **12"** = 5.88
TUBING INSIDE DIA. CAPACITY (Gal./Ft.): **1/8"** = 0.0006; **3/16"** = 0.0014; **1/4"** = 0.0026; **5/16"** = 0.004; **3/8"** = 0.006; **1/2"** = 0.010; **5/8"** = 0.016

PURGING EQUIPMENT CODES: **B** = Bailer; **BP** = Bladder Pump; **ESP** = Electric Submersible Pump; **PP** = Peristaltic Pump; **O** = Other (Specify)

*Parent Procedure, other procedures may reference this form in ETAPS. * Procedure # ROP-06-007

Electronically approved records are authenticated in the electronic document management system.

Information included in this material is proprietary and confidential and cannot be disclosed or used for any reason beyond the intended purpose without the prior written consent of Westinghouse Electric Company LLC.

© 2020 Westinghouse Electric Company LLC.
All Rights Reserved.

Westinghouse Proprietary Class 2
PRINTED COPIES ARE UNCONTROLLED

SAMPLING DATA

ELL No: L-59-31-35	SAMPLED BY (PRINT) / AFFILIATION: Jeremy Grant / AECOM		
SAMPLER(S) SIGNATURE(S):		SAMPLING START TIME: 1606	SAMPLING END TIME: 1608
TUBING MATERIAL CODE: HDPE	PUMP OR TUBING DEPTH IN WELL (feet): 34.5	DUPLICATE: Y (N)	
FIELD DECONTAMINATION: PUMP Y (N)	TUBING Y (N replaced)	SAMPLE COLLECTION METHOD: Low flow	

FIELD EQUIPMENT USED:	FIELD EQUIPMENT USED:	REMARKS:
MAKE: In-Situ	MAKE:	
MODEL: Aqua Troll 605	MODEL:	
SERIAL NO: 808878	SERIAL NO:	

MATERIAL CODES: **AG** = Amber Glass; **CG** = Clear Glass; **HDPE** = High Density Polyethylene; **LDPE** = Low Density Polyethylene; **PP** = Polypropylene; **S** = Silicone; **T** = Teflon; **O** = Other (Specify)

NOTES:
1. **STABILIZATION CRITERIA FOR RANGE OF VARIATION OF LAST THREE CONSECUTIVE READINGS:**
   pH: + 1.0 units **Temperature**: + 3% **Specific Conductance**: + 3% **Dissolved Oxygen**: optionally, + 0.2 mg/L or + 10% (whichever is greater) **ORP**: + 10 mV
   Turbidity: all readings < 20 NTU; optionally + 5 NTU or + 10% (whichever is greater)

SAMPLED? Y OR N	# of bottles	Size	Material	Preservative	Preservative Lot Number	Analysis	Preferred Lab
N	1	250 ml	Plastic	H_2SO_4		Ammonia	WEC Chem Lab
N	1	250 ml	Plastic	N/A		Conductivity[a]	WEC Chem Lab
						Fluoride[a]	
N	1	250 ml	Plastic	N/A		Nitrate	Shealy
Y	3	50 ml	Glass vial	Vendor[b]	1513	VOC	Shealy
N	2	250 ml	Glass-amber	N/A		SVOC	Shealy
N	1	250 ml	Plastic	N/A		Tritium	GEL
N	2	1 liter	Plastic	HNO_3			
						Gross Alpha	GEL
						Gross Beta	
						Isotopic U (α Spec)	
						Isotopic U (ICP-MS)	
						Total U (ICP-MS)	
						Tc-99 (liquid scint)	

Notes: [a] Ensure there is no headspace in the bottle.
[b] Glass vials for VOC collection are acidified by the vendor supplying the vials.

Retain form in area for 1 year, in Records Room - 3 years and offsite - 57 years.

© 2020 Westinghouse Electric Company LLC.
All Rights Reserved.
Westinghouse Proprietary Class 2
PRINTED COPIES ARE UNCONTROLLED

Low Flow Groundwater Sample Collection Record

WELL NO: L-59	SAMPLE ID: L-59-46-50	DATE: 5/10/21
TOTAL WELL LENGTH (feet) (A): 50	WATER TABLE DEPTH (feet) (B): 13	LENGTH OF WATER COLUMN (feet) (A-B): 37
CASING DIAMATER / MATL (inches): 1" SS	WELL SCREEN INTERVAL DEPTH: 46 feet to 50 feet	CALCULATED SYSTEM VOLUME:

PURGING DATA

	TUBING DIAMETER (inches): 1/4"		PURGE PUMP TYPE OR BAILER: PP
INITIAL PUMP OR TUBING DEPTH IN WELL (feet): 49.5	FINAL PUMP OR TUBING DEPTH IN WELL (feet): 49.5	PURGING START TIME: 1639	PURGING END TIME: 1714	TOTAL VOLUME PURGED (gallons): 1.75

TIME (24 HR)	CUMUL. VOLUME PURGED (gallons)	PURGE RATE (gpm)	DEPTH TO WATER (feet)	ORP (mV)	pH (standard units)	TEMP. (°C)	SPEC. COND. (circle units) µmhos/cm or µS/cm	DISSOLVED OXYGEN (circle units) mg/L or % saturation	TURBIDITY (NTUs)	COLOR (describe)	ODOR (describe)
1639	0	0.05	13	-112.5	6.87	22.09	95.85	1.12	1879.5	Orange	
1644	0.25	0.05	13	-316.2	6.62	20.17	66.52	0.32	5694.3	"	"
1649	0.5	0.05	13	-181.4	6.43	19.88	58.32	0.43	6132.6	"	"
1654	0.75	0.05	13	-115.5	6.35	19.78	52.88	0.51	4906.2	Lt orange	
1659	1	0.05	13	-86.3	6.30	19.66	49.48	0.58	3328.4	"	"
1704	1.25	0.05	13	-81.49	6.31	19.65	48.60	0.60	2966.2	"	"
1709	1.5	0.05	13	-77.11	6.30	19.64	48.93	0.63	2921.1	"	"
1714	1.75	0.05	13	-71.4	6.30	19.59	49.96	0.63	2816.0	"	"

WELL CAPACITY (Gallons Per Foot): **0.75"** = 0.02; **1"** = 0.04; **1.25"** = 0.06; **2"** = 0.16; **3"** = 0.37; **4"** = 0.65; **5"** = 1.02; **6"** = 1.47; **12"** = 5.88
TUBING INSIDE DIA. CAPACITY (Gal./Ft.): **1/8"** = 0.0006; **3/16"** = 0.0014; **1/4"** = 0.0026; **5/16"** = 0.004; **3/8"** = 0.006; **1/2"** = 0.010; **5/8"** = 0.016

PURGING EQUIPMENT CODES: **B** = Bailer; **BP** = Bladder Pump; **ESP** = Electric Submersible Pump; **PP** = Peristaltic Pump; **O** = Other (Specify)

*Parent Procedure, other procedures may reference this form in ETAPS. | * Procedure # ROP-06-007

Electronically approved records are authenticated in the electronic document management system.

Information included in this material is proprietary and confidential and cannot be disclosed or used for any reason beyond the intended purpose without the prior written consent of Westinghouse Electric Company LLC.

© 2020 Westinghouse Electric Company LLC.
All Rights Reserved.

Westinghouse Proprietary Class 2
PRINTED COPIES ARE UNCONTROLLED

SAMPLING DATA

ELL No: L-59-46-50	SAMPLED BY (PRINT) / AFFILIATION: Jeremy Grant/AECOM		
SAMPLER(S) SIGNATURE(S):		SAMPLING START TIME: 1715	SAMPLING END TIME: 1717
TUBING MATERIAL CODE:	PUMP OR TUBING DEPTH IN WELL (feet):	DUPLICATE: Y (N)	
FIELD DECONTAMINATION: PUMP Y (N)	TUBING Y (N) (replaced)	SAMPLE COLLECTION METHOD:	

FIELD EQUIPMENT USED:	FIELD EQUIPMENT USED:	REMARKS:
MAKE: In-Situ	MAKE:	
MODEL: AquaTroll 600	MODEL:	
SERIAL NO: 808878	SERIAL NO:	

MATERIAL CODES: **AG** = Amber Glass; **CG** = Clear Glass; **HDPE** = High Density Polyethylene; **LDPE** = Low Density Polyethylene; **PP** = Polypropylene; **S** = Silicone; **T** = Teflon; **O** = Other (Specify)

NOTES:
1. **STABILIZATION CRITERIA FOR RANGE OF VARIATION OF LAST THREE CONSECUTIVE READINGS:**
pH: + 1.0 units **Temperature**: + 3% **Specific Conductance**: + 3% **Dissolved Oxygen**: optionally, + 0.2 mg/L or + 10% (whichever is greater) **ORP**: + 10 mV
Turbidity: all readings < 20 NTU; optionally + 5 NTU or + 10% (whichever is greater)

SAMPLED? Y OR N	# of bottles	Size	Material	Preservative	Preservative Lot Number	Analysis	Preferred Lab
N	1	250 ml	Plastic	H_2SO_4		Ammonia	WEC Chem Lab
N	1	250 ml	Plastic	N/A		Conductivity[a]	WEC Chem Lab
						Fluoride[a]	
N	1	250 ml	Plastic	N/A		Nitrate	Shealy
Y	3	50 ml	Glass vial	Vendor[b]	1513	VOC	Shealy
N	2	250 ml	Glass-amber	N/A		SVOC	Shealy
N	1	250 ml	Plastic	N/A		Tritium	GEL
N	2	1 liter	Plastic	HNO_3			
						Gross Alpha	GEL
						Gross Beta	
						Isotopic U (α Spec)	
						Isotopic U (ICP-MS)	
						Total U (ICP-MS)	
						Tc-99 (liquid scint)	

Notes: [a] Ensure there is no headspace in the bottle.
[b] Glass vials for VOC collection are acidified by the vendor supplying the vials.

Retain form in area for 1 year, in Records Room - 3 years and offsite - 57 years.

© 2020 Westinghouse Electric Company LLC.
All Rights Reserved.
Westinghouse Proprietary Class 2
PRINTED COPIES ARE UNCONTROLLED

Low Flow Groundwater Sample Collection Record

WELL NO: L-60	SAMPLE ID: L-60-16-20	DATE: 5/11/21
TOTAL WELL LENGTH (feet) (A): 20	WATER TABLE DEPTH (feet) (B): 13	LENGTH OF WATER COLUMN (feet) (A-B): 7
CASING DIAMATER / MATL (inches): 1" SS	WELL SCREEN INTERVAL DEPTH: 16 feet to 20 feet	CALCULATED SYSTEM VOLUME:

PURGING DATA

	TUBING DIAMETER (inches): 1/4"		PURGE PUMP TYPE OR BAILER: PP
INITIAL PUMP OR TUBING DEPTH IN WELL (feet): 20	FINAL PUMP OR TUBING DEPTH IN WELL (feet): 20	PURGING START TIME: 1139	PURGING END TIME: 1200	TOTAL VOLUME PURGED (gallons): 1

TIME (24 HR)	CUMUL. VOLUME PURGED (gallons)	PURGE RATE (gpm)	DEPTH TO WATER (feet)	ORP (mV)	pH (standard units)	TEMP. (°C)	SPEC. COND. (circle units) µmhos/cm or (µS/cm)	DISSOLVED OXYGEN (circle units) mg/L or % saturation	TURBIDITY (NTUs)	COLOR (describe)	ODOR (describe)
1139	0	0.05	13	167.0	6.04	23.36	123.8	7.13	4000.9	Yellow orange	
1145	0.25	0.05	13	226.6	5.51	18.62	89.6	6.41	465.3	clear	
1150	0.5	0.05	13	236.0	5.50	18.28	88.9	6.29	307.2	"	"
1155	0.75	0.05	13	241.0	5.50	18.05	88.8	6.31	186.7	"	"
1200	1	0.05	13	246.7	5.48	17.89	88.3	6.37	119.9	"	"

WELL CAPACITY (Gallons Per Foot): **0.75"** = 0.02; **1"** = 0.04; **1.25"** = 0.06; **2"** = 0.16; **3"** = 0.37; **4"** = 0.65; **5"** = 1.02; **6"** = 1.47; **12"** = 5.88
TUBING INSIDE DIA. CAPACITY (Gal./Ft.): **1/8"** = 0.0006; **3/16"** = 0.0014; **1/4"** = 0.0026; **5/16"** = 0.004; **3/8"** = 0.006; **1/2"** = 0.010; **5/8"** = 0.016

PURGING EQUIPMENT CODES: **B** = Bailer; **BP** = Bladder Pump; **ESP** = Electric Submersible Pump; **PP** = Peristaltic Pump; **O** = Other (Specify)

*Parent Procedure, other procedures may reference this form in ETAPS. * Procedure # ROP-06-007

Electronically approved records are authenticated in the electronic document management system.

Information included in this material is proprietary and confidential and cannot be disclosed or used for any reason beyond the intended purpose without the prior written consent of Westinghouse Electric Company LLC.

© 2020 Westinghouse Electric Company LLC.
All Rights Reserved.

Westinghouse Proprietary Class 2
PRINTED COPIES ARE UNCONTROLLED

SAMPLING DATA

WELL No: L-60-16-20	SAMPLED BY (PRINT) / AFFILIATION: Jeremy Grant AECOM		
SAMPLER(S) SIGNATURE(S): Jeremy Grant		SAMPLING START TIME: 1201	SAMPLING END TIME: 1203
TUBING MATERIAL CODE: HDPE	PUMP OR TUBING DEPTH IN WELL (feet): 20	DUPLICATE: Y (N)	
FIELD DECONTAMINATION: PUMP Y (N)	TUBING Y (N replaced)	SAMPLE COLLECTION METHOD: Low Flow	

FIELD EQUIPMENT USED:	FIELD EQUIPMENT USED:	REMARKS:
MAKE: In-Situ	MAKE:	
MODEL: AquaTroll 600	MODEL:	
SERIAL NO: 808878	SERIAL NO:	

MATERIAL CODES: **AG** = Amber Glass; **CG** = Clear Glass; **HDPE** = High Density Polyethylene; **LDPE** = Low Density Polyethylene; **PP** = Polypropylene; **S** = Silicone; **T** = Teflon; **O** = Other (Specify)

NOTES:
1. STABILIZATION CRITERIA FOR RANGE OF VARIATION OF LAST THREE CONSECUTIVE READINGS:
pH: + 1.0 units **Temperature**: + 3% **Specific Conductance**: + 3% **Dissolved Oxygen**: optionally, + 0.2 mg/L or + 10% (whichever is greater) **ORP**: + 10 mV
Turbidity: all readings < 20 NTU; optionally + 5 NTU or + 10% (whichever is greater)

SAMPLED? Y OR N	# of bottles	Size	Material	Preservative	Preservative Lot Number	Analysis	Preferred Lab
N	1	250 ml	Plastic	H_2SO_4		Ammonia	WEC Chem Lab
N	1	250 ml	Plastic	N/A		Conductivity[a]	WEC Chem Lab
						Fluoride[a]	
N	1	250 ml	Plastic	N/A		Nitrate	Shealy
Y	3	50 ml	Glass vial	Vendor[b]	1513	VOC	Shealy
N	2	250 ml	Glass-amber	N/A		SVOC	Shealy
N	1	250 ml	Plastic	N/A		Tritium	GEL
N	2	1 liter	Plastic	HNO_3			
						Gross Alpha	GEL
						Gross Beta	
						Isotopic U (α Spec)	
						Isotopic U (ICP-MS)	
						Total U (ICP-MS)	
						Tc-99 (liquid scint)	

Notes: [a] Ensure there is no headspace in the bottle.
[b] Glass vials for VOC collection are acidified by the vendor supplying the vials.

Retain form in area for 1 year, in Records Room - 3 years and offsite - 57 years.

© 2020 Westinghouse Electric Company LLC.
All Rights Reserved.

Westinghouse Proprietary Class 2
PRINTED COPIES ARE UNCONTROLLED

Low Flow Groundwater Sample Collection Record

WELL NO: L-60	SAMPLE ID: L-60-26-30	DATE: 5/11/21
TOTAL WELL LENGTH (feet) (A): 30	WATER TABLE DEPTH (feet) (B): 13	LENGTH OF WATER COLUMN (feet) (A-B): 17
CASING DIAMATER / MATL (inches): 1" SS	WELL SCREEN INTERVAL DEPTH: 26 feet to 30 feet	CALCULATED SYSTEM VOLUME:

PURGING DATA

	TUBING DIAMETER (inches): 1/4"		PURGE PUMP TYPE OR BAILER: PP
INITIAL PUMP OR TUBING DEPTH IN WELL (feet): 30	FINAL PUMP OR TUBING DEPTH IN WELL (feet): 30	PURGING START TIME: 1230	PURGING END TIME:

TOTAL VOLUME PURGED (gallons):

TIME (24 HR)	CUMUL. VOLUME PURGED (gallons)	PURGE RATE (gpm)	DEPTH TO WATER (feet)	ORP (mV)	pH (standard units)	TEMP. (°C)	SPEC. COND. (circle units) µmhos/cm or µS/cm	DISSOLVED OXYGEN (circle units) mg/L or % saturation	TURBIDITY (NTUs)	COLOR (describe)	ODOR (describe)
1230	0	0.05	13	221.2	5.80	22.0	113.9	6.13	6328.0	Lt. brown	
1235	0.25	0.05	13	174.0	5.91	19.5	116.9	5.82	4672.4	"	"
1240	0.5	0.05	13	179.1	5.89	19.4	116.1	5.93	2690.6	"	"
1245	0.75	0.05	13	185.9	5.87	19.2	115.1	6.21	1856.0	very lt	brown
1250	1	0.05	13	190.1	5.85	19.1	114.5	6.23	1172.1	"	"

WELL CAPACITY (Gallons Per Foot): **0.75"** = 0.02; **1"** = 0.04; **1.25"** = 0.06; **2"** = 0.16; **3"** = 0.37; **4"** = 0.65; **5"** = 1.02; **6"** = 1.47; **12"** = 5.88
TUBING INSIDE DIA. CAPACITY (Gal./Ft.): **1/8"** = 0.0006; **3/16"** = 0.0014; **1/4"** = 0.0026; **5/16"** = 0.004; **3/8"** = 0.006; **1/2"** = 0.010; **5/8"** = 0.016

PURGING EQUIPMENT CODES: **B** = Bailer; **BP** = Bladder Pump; **ESP** = Electric Submersible Pump; **PP** = Peristaltic Pump; **O** = Other (Specify)

*Parent Procedure, other procedures may reference this form in ETAPS. * Procedure # ROP-06-007

Electronically approved records are authenticated in the electronic document management system.

Information included in this material is proprietary and confidential and cannot be disclosed or used for any reason beyond the intended purpose without the prior written consent of Westinghouse Electric Company LLC.

© 2020 Westinghouse Electric Company LLC.
All Rights Reserved.

Westinghouse Proprietary Class 2
PRINTED COPIES ARE UNCONTROLLED

SAMPLING DATA

ELL No: L-00-26-30	SAMPLED BY (PRINT) / AFFILIATION: Jeremy Grant / AECOM		
SAMPLER(S) SIGNATURE(S):		SAMPLING START TIME:	SAMPLING END TIME:
TUBING MATERIAL CODE: HDPE	PUMP OR TUBING DEPTH IN WELL (feet): 30	DUPLICATE: Y (N)	
FIELD DECONTAMINATION: PUMP Y (N) TUBING Y (N) (replaced)		SAMPLE COLLECTION METHOD:	

FIELD EQUIPMENT USED:	FIELD EQUIPMENT USED:	REMARKS:
MAKE: In-Situ	MAKE:	
MODEL: Aqua Troll 600	MODEL:	
SERIAL NO: 808878	SERIAL NO:	

MATERIAL CODES: **AG** = Amber Glass; **CG** = Clear Glass; **HDPE** = High Density Polyethylene; **LDPE** = Low Density Polyethylene; **PP** = Polypropylene; **S** = Silicone; **T** = Teflon; **O** = Other (Specify)

NOTES:
1. STABILIZATION CRITERIA FOR RANGE OF VARIATION OF LAST THREE CONSECUTIVE READINGS:
   pH: + 1.0 units **Temperature**: + 3% **Specific Conductance**: + 3% **Dissolved Oxygen**: optionally, + 0.2 mg/L or + 10% (whichever is greater) **ORP**: + 10 mV
   Turbidity: all readings < 20 NTU; optionally + 5 NTU or + 10% (whichever is greater)

SAMPLED? Y OR N	# of bottles	Size	Material	Preservative	Preservative Lot Number	Analysis	Preferred Lab
N	1	250 ml	Plastic	H_2SO_4		Ammonia	WEC Chem Lab
N	1	250 ml	Plastic	N/A		Conductivity[a]	WEC Chem Lab
						Fluoride[a]	
N	1	250 ml	Plastic	N/A		Nitrate	Shealy
Y	3	50 ml	Glass vial	Vendor[b]	1513	VOC	Shealy
N	2	250 ml	Glass-amber	N/A		SVOC	Shealy
N	1	250 ml	Plastic	N/A		Tritium	GEL
N	2	1 liter	Plastic	HNO_3			
						Gross Alpha	GEL
						Gross Beta	
						Isotopic U (α Spec)	
						Isotopic U (ICP-MS)	
						Total U (ICP-MS)	
						Tc-99 (liquid scint)	

Notes: [a] Ensure there is no headspace in the bottle.
[b] Glass vials for VOC collection are acidified by the vendor supplying the vials.

Retain form in area for 1 year, in Records Room - 3 years and offsite - 57 years.

© 2020 Westinghouse Electric Company LLC.
All Rights Reserved.

Westinghouse Proprietary Class 2
PRINTED COPIES ARE UNCONTROLLED

Low Flow Groundwater Sample Collection Record

WELL NO: L-60	SAMPLE ID: L-60-36-40	DATE: 5/11/21
TOTAL WELL LENGTH (feet) (A): 40	WATER TABLE DEPTH (feet) (B): 13	LENGTH OF WATER COLUMN (feet) (A-B): 27
CASING DIAMATER / MATL (inches): 1" SS	WELL SCREEN INTERVAL DEPTH: 36 feet to 40 feet	CALCULATED SYSTEM VOLUME:

PURGING DATA

	TUBING DIAMETER (inches): 1/4"			PURGE PUMP TYPE OR BAILER: PP
INITIAL PUMP OR TUBING DEPTH IN WELL (feet): 40	FINAL PUMP OR TUBING DEPTH IN WELL (feet): 40	PURGING START TIME: 1322	PURGING END TIME: 1348	TOTAL VOLUME PURGED (gallons): 1

TIME (24 HR)	CUMUL. VOLUME PURGED (gallons)	PURGE RATE (gpm)	DEPTH TO WATER (feet)	ORP (mV)	pH (standard units)	TEMP. (°C)	SPEC. COND. (circle units) µmhos/cm or µS/cm	DISSOLVED OXYGEN (circle units) mg/L or % saturation	TURBIDITY (NTUs)	COLOR (describe)	ODOR (describe)
1322	0	0.04	13	112.8	6.36	22.44	106.0	0.23	5409.3	Lt brown	
1327	0.2	0.04	13	98.1	6.23	20.57	104.0	2.11	5724.7	"	"
1333	0.4	0.04	13	102.5	6.22	20.60	103.1	2.49	5035.9	"	"
1338	0.6	0.04	13	115.7	6.18	21.10	98.4	3.13	3815.5	"	"
1343	0.8	0.04	13	129.0	6.13	20.93	94.3	3.69	2759.4	"	"
1348	1.0	0.04	13	143.5	6.05	20.84	90.5	3.85	1583.0	"	"

WELL CAPACITY (Gallons Per Foot): **0.75"** = 0.02; **1"** = 0.04; **1.25"** = 0.06; **2"** = 0.16; **3"** = 0.37; **4"** = 0.65; **5"** = 1.02; **6"** = 1.47; **12"** = 5.88
TUBING INSIDE DIA. CAPACITY (Gal./Ft.): **1/8"** = 0.0006; **3/16"** = 0.0014; **1/4"** = 0.0026; **5/16"** = 0.004; **3/8"** = 0.006; **1/2"** = 0.010; **5/8"** = 0.016

PURGING EQUIPMENT CODES: **B** = Bailer; **BP** = Bladder Pump; **ESP** = Electric Submersible Pump; **PP** = Peristaltic Pump; **O** = Other (Specify)

*Parent Procedure, other procedures may reference this form in ETAPS. * Procedure # ROP-06-007

Electronically approved records are authenticated in the electronic document management system.

Information included in this material is proprietary and confidential and cannot be disclosed or used for any reason beyond the intended purpose without the prior written consent of Westinghouse Electric Company LLC.

© 2020 Westinghouse Electric Company LLC.
All Rights Reserved.

Westinghouse Proprietary Class 2
PRINTED COPIES ARE UNCONTROLLED

SAMPLING DATA

ELL No: L-60-36-40	SAMPLED BY (PRINT) / AFFILIATION: Jeremy Grant / AECOM		
SAMPLER(S) SIGNATURE(S):		SAMPLING START TIME: 1349	SAMPLING END TIME: 1351
TUBING MATERIAL CODE: HDPE	PUMP OR TUBING DEPTH IN WELL (feet): 40	DUPLICATE: Y (N)	
FIELD DECONTAMINATION: PUMP Y (N)	TUBING Y (N) (replaced)	SAMPLE COLLECTION METHOD: Low flow	

FIELD EQUIPMENT USED:	FIELD EQUIPMENT USED:	REMARKS:
MAKE: In-Situ	MAKE:	
MODEL: AquaTroll 600	MODEL:	
SERIAL NO: 808878	SERIAL NO:	

MATERIAL CODES: **AG** = Amber Glass; **CG** = Clear Glass; **HDPE** = High Density Polyethylene; **LDPE** = Low Density Polyethylene; **PP** = Polypropylene; **S** = Silicone; **T** = Teflon; **O** = Other (Specify)

NOTES:
1. STABILIZATION CRITERIA FOR RANGE OF VARIATION OF LAST THREE CONSECUTIVE READINGS:
pH: + 1.0 units **Temperature**: + 3% **Specific Conductance**: + 3% **Dissolved Oxygen**: optionally, + 0.2 mg/L or + 10% (whichever is greater) **ORP**: + 10 mV
Turbidity: all readings < 20 NTU; optionally + 5 NTU or + 10% (whichever is greater)

SAMPLED? Y OR N	# of bottles	Size	Material	Preservative	Preservative Lot Number	Analysis	Preferred Lab
N	1	250 ml	Plastic	H_2SO_4		Ammonia	WEC Chem Lab
N	1	250 ml	Plastic	N/A		Conductivity[a]	WEC Chem Lab
						Fluoride[a]	
N	1	250 ml	Plastic	N/A		Nitrate	Shealy
Y	3	50 ml	Glass vial	Vendor[b]	1513	VOC	Shealy
N	2	250 ml	Glass-amber	N/A		SVOC	Shealy
N	1	250 ml	Plastic	N/A		Tritium	GEL
N	2	1 liter	Plastic	HNO_3			
						Gross Alpha	GEL
						Gross Beta	
						Isotopic U (α Spec)	
						Isotopic U (ICP-MS)	
						Total U (ICP-MS)	
						Tc-99 (liquid scint)	

Notes: [a] Ensure there is no headspace in the bottle.
[b] Glass vials for VOC collection are acidified by the vendor supplying the vials.

Retain form in area for 1 year, in Records Room - 3 years and offsite - 57 years.

© 2020 Westinghouse Electric Company LLC.
All Rights Reserved.
Westinghouse Proprietary Class 2
PRINTED COPIES ARE UNCONTROLLED

Low Flow Groundwater Sample Collection Record

WELL NO: L-60	SAMPLE ID: L-60-16-20	DATE: 5/11/21
TOTAL WELL LENGTH (feet) (A): 20	WATER TABLE DEPTH (feet) (B): 13	LENGTH OF WATER COLUMN (feet) (A-B): 7
CASING DIAMATER / MATL (inches): 1" SS	WELL SCREEN INTERVAL DEPTH: 16 feet to 20 feet	CALCULATED SYSTEM VOLUME:

PURGING DATA

	TUBING DIAMETER (inches): 1/4"		PURGE PUMP TYPE OR BAILER: PP
INITIAL PUMP OR TUBING DEPTH IN WELL (feet): 20	FINAL PUMP OR TUBING DEPTH IN WELL (feet): 20	PURGING START TIME: 1139	PURGING END TIME: 1200	TOTAL VOLUME PURGED (gallons): 1

TIME (24 HR)	CUMUL. VOLUME PURGED (gallons)	PURGE RATE (gpm)	DEPTH TO WATER (feet)	ORP (mV)	pH (standard units)	TEMP. (°C)	SPEC. COND. (circle units) µmhos/cm or (µS/cm)	DISSOLVED OXYGEN (circle units) mg/L or % saturation	TURBIDITY (NTUs)	COLOR (describe)	ODOR (describe)
1139	0	0.05	13	167.0	6.04	23.36	123.8	7.13	4000.9	Yellow orange	
1145	0.25	0.05	13	226.6	5.51	18.62	89.6	6.41	465.3	clear	
1150	0.5	0.05	13	236.0	5.50	18.28	88.9	6.29	307.2	"	"
1155	0.75	0.05	13	241.0	5.50	18.05	88.8	6.31	186.7	"	"
1200	1	0.05	13	246.7	5.48	17.89	88.3	6.37	119.9	"	"

WELL CAPACITY (Gallons Per Foot): **0.75"** = 0.02; **1"** = 0.04; **1.25"** = 0.06; **2"** = 0.16; **3"** = 0.37; **4"** = 0.65; **5"** = 1.02; **6"** = 1.47; **12"** = 5.88
TUBING INSIDE DIA. CAPACITY (Gal./Ft.): **1/8"** = 0.0006; **3/16"** = 0.0014; **1/4"** = 0.0026; **5/16"** = 0.004; **3/8"** = 0.006; **1/2"** = 0.010; **5/8"** = 0.016

PURGING EQUIPMENT CODES: **B** = Bailer; **BP** = Bladder Pump; **ESP** = Electric Submersible Pump; **PP** = Peristaltic Pump; **O** = Other (Specify)

*Parent Procedure, other procedures may reference this form in ETAPS. * Procedure # ROP-06-007

Electronically approved records are authenticated in the electronic document management system.

Information included in this material is proprietary and confidential and cannot be disclosed or used for any reason beyond the intended purpose without the prior written consent of Westinghouse Electric Company LLC.

© 2020 Westinghouse Electric Company LLC.
All Rights Reserved.

Westinghouse Proprietary Class 2
PRINTED COPIES ARE UNCONTROLLED

SAMPLING DATA

WELL No: L-60-16-20	SAMPLED BY (PRINT) / AFFILIATION: Jeremy Grant AECOM		
SAMPLER(S) SIGNATURE(S): Jeremy Grant		SAMPLING START TIME: 1201	SAMPLING END TIME: 1203
TUBING MATERIAL CODE: HDPE	PUMP OR TUBING DEPTH IN WELL (feet): 20	DUPLICATE: Y (N)	
FIELD DECONTAMINATION: PUMP Y (N)	TUBING Y (N replaced)	SAMPLE COLLECTION METHOD: Low Flow	

FIELD EQUIPMENT USED:	FIELD EQUIPMENT USED:	REMARKS:
MAKE: In-Situ	MAKE:	
MODEL: AquaTroll 600	MODEL:	
SERIAL NO: 808878	SERIAL NO:	

MATERIAL CODES: **AG** = Amber Glass; **CG** = Clear Glass; **HDPE** = High Density Polyethylene; **LDPE** = Low Density Polyethylene; **PP** = Polypropylene; **S** = Silicone; **T** = Teflon; **O** = Other (Specify)

NOTES:
1. STABILIZATION CRITERIA FOR RANGE OF VARIATION OF LAST THREE CONSECUTIVE READINGS:
pH: + 1.0 units **Temperature**: + 3% **Specific Conductance**: + 3% **Dissolved Oxygen**: optionally, + 0.2 mg/L or + 10% (whichever is greater) **ORP**: + 10 mV
Turbidity: all readings < 20 NTU; optionally + 5 NTU or + 10% (whichever is greater)

SAMPLED? Y OR N	# of bottles	Size	Material	Preservative	Preservative Lot Number	Analysis	Preferred Lab
N	1	250 ml	Plastic	H_2SO_4		Ammonia	WEC Chem Lab
N	1	250 ml	Plastic	N/A		Conductivity[a]	WEC Chem Lab
						Fluoride[a]	
N	1	250 ml	Plastic	N/A		Nitrate	Shealy
Y	3	50 ml	Glass vial	Vendor[b]	1513	VOC	Shealy
N	2	250 ml	Glass-amber	N/A		SVOC	Shealy
N	1	250 ml	Plastic	N/A		Tritium	GEL
N	2	1 liter	Plastic	HNO_3			
						Gross Alpha	GEL
						Gross Beta	
						Isotopic U (α Spec)	
						Isotopic U (ICP-MS)	
						Total U (ICP-MS)	
						Tc-99 (liquid scint)	

Notes: [a] Ensure there is no headspace in the bottle.
[b] Glass vials for VOC collection are acidified by the vendor supplying the vials.

Retain form in area for 1 year, in Records Room - 3 years and offsite - 57 years.

© 2020 Westinghouse Electric Company LLC.
All Rights Reserved.

Westinghouse Proprietary Class 2
PRINTED COPIES ARE UNCONTROLLED

Low Flow Groundwater Sample Collection Record

WELL NO: L-60	SAMPLE ID: L-60-26-30	DATE: 5/11/21
TOTAL WELL LENGTH (feet) (A): 30	WATER TABLE DEPTH (feet) (B): 13	LENGTH OF WATER COLUMN (feet) (A-B): 17
CASING DIAMATER / MATL (inches): 1" SS	WELL SCREEN INTERVAL DEPTH: 26 feet to 30 feet	CALCULATED SYSTEM VOLUME:

PURGING DATA

	TUBING DIAMETER (inches): 1/4"		PURGE PUMP TYPE OR BAILER: PP
INITIAL PUMP OR TUBING DEPTH IN WELL (feet): 30	FINAL PUMP OR TUBING DEPTH IN WELL (feet): 30	PURGING START TIME: 1230	PURGING END TIME:

TOTAL VOLUME PURGED (gallons):

TIME (24 HR)	CUMUL. VOLUME PURGED (gallons)	PURGE RATE (gpm)	DEPTH TO WATER (feet)	ORP (mV)	pH (standard units)	TEMP. (°C)	SPEC. COND. (circle units) µmhos/cm or µS/cm	DISSOLVED OXYGEN (circle units) mg/L or % saturation	TURBIDITY (NTUs)	COLOR (describe)	ODOR (describe)
1230	0	0.05	13	221.2	5.80	22.0	113.9	6.13	6328.0	Lt. brown	
1235	0.25	0.05	13	174.0	5.91	19.5	116.9	5.82	4672.4	"	"
1240	0.5	0.05	13	179.1	5.89	19.4	116.1	5.93	2690.6	"	"
1245	0.75	0.05	13	185.9	5.87	19.2	115.1	6.21	1856.0	very lt	brown
1250	1	0.05	13	190.1	5.85	19.1	114.5	6.23	1172.1	"	"

WELL CAPACITY (Gallons Per Foot): **0.75"** = 0.02; **1"** = 0.04; **1.25"** = 0.06; **2"** = 0.16; **3"** = 0.37; **4"** = 0.65; **5"** = 1.02; **6"** = 1.47; **12"** = 5.88
TUBING INSIDE DIA. CAPACITY (Gal./Ft.): **1/8"** = 0.0006; **3/16"** = 0.0014; **1/4"** = 0.0026; **5/16"** = 0.004; **3/8"** = 0.006; **1/2"** = 0.010; **5/8"** = 0.016

PURGING EQUIPMENT CODES: **B** = Bailer; **BP** = Bladder Pump; **ESP** = Electric Submersible Pump; **PP** = Peristaltic Pump; **O** = Other (Specify)

*Parent Procedure, other procedures may reference this form in ETAPS. * Procedure # ROP-06-007

Electronically approved records are authenticated in the electronic document management system.

Information included in this material is proprietary and confidential and cannot be disclosed or used for any reason beyond the intended purpose without the prior written consent of Westinghouse Electric Company LLC.

© 2020 Westinghouse Electric Company LLC.
All Rights Reserved.

Westinghouse Proprietary Class 2
PRINTED COPIES ARE UNCONTROLLED

SAMPLING DATA

ELL No: L-00-26-30	SAMPLED BY (PRINT) / AFFILIATION: Jeremy Grant / AECOM		
SAMPLER(S) SIGNATURE(S):		SAMPLING START TIME:	SAMPLING END TIME:
TUBING MATERIAL CODE: HDPE	PUMP OR TUBING DEPTH IN WELL (feet): 30	DUPLICATE: Y (N)	
FIELD DECONTAMINATION: PUMP Y (N) TUBING Y (N) (replaced)		SAMPLE COLLECTION METHOD:	

FIELD EQUIPMENT USED:	FIELD EQUIPMENT USED:	REMARKS:
MAKE: In-Situ	MAKE:	
MODEL: Aqua Troll 600	MODEL:	
SERIAL NO: 808878	SERIAL NO:	

MATERIAL CODES: **AG** = Amber Glass; **CG** = Clear Glass; **HDPE** = High Density Polyethylene; **LDPE** = Low Density Polyethylene; **PP** = Polypropylene; **S** = Silicone; **T** = Teflon; **O** = Other (Specify)

NOTES:
1. STABILIZATION CRITERIA FOR RANGE OF VARIATION OF LAST THREE CONSECUTIVE READINGS:
   pH: + 1.0 units **Temperature**: + 3% **Specific Conductance**: + 3% **Dissolved Oxygen**: optionally, + 0.2 mg/L or + 10% (whichever is greater) **ORP**: + 10 mV
   Turbidity: all readings < 20 NTU; optionally + 5 NTU or + 10% (whichever is greater)

SAMPLED? Y OR N	# of bottles	Size	Material	Preservative	Preservative Lot Number	Analysis	Preferred Lab
N	1	250 ml	Plastic	H_2SO_4		Ammonia	WEC Chem Lab
N	1	250 ml	Plastic	N/A		Conductivity[a]	WEC Chem Lab
						Fluoride[a]	
N	1	250 ml	Plastic	N/A		Nitrate	Shealy
Y	3	50 ml	Glass vial	Vendor[b]	1513	VOC	Shealy
N	2	250 ml	Glass-amber	N/A		SVOC	Shealy
N	1	250 ml	Plastic	N/A		Tritium	GEL
N	2	1 liter	Plastic	HNO_3			
						Gross Alpha	GEL
						Gross Beta	
						Isotopic U (α Spec)	
						Isotopic U (ICP-MS)	
						Total U (ICP-MS)	
						Tc-99 (liquid scint)	

Notes: [a] Ensure there is no headspace in the bottle.
[b] Glass vials for VOC collection are acidified by the vendor supplying the vials.

Retain form in area for 1 year, in Records Room - 3 years and offsite - 57 years.

© 2020 Westinghouse Electric Company LLC.
All Rights Reserved.

Westinghouse Proprietary Class 2
PRINTED COPIES ARE UNCONTROLLED

Low Flow Groundwater Sample Collection Record

WELL NO: L-60	SAMPLE ID: L-60-36-40	DATE: 5/11/21
TOTAL WELL LENGTH (feet) (A): 40	WATER TABLE DEPTH (feet) (B): 13	LENGTH OF WATER COLUMN (feet) (A-B): 27
CASING DIAMATER / MATL (inches): 1" SS	WELL SCREEN INTERVAL DEPTH: 36 feet to 40 feet	CALCULATED SYSTEM VOLUME:

PURGING DATA

	TUBING DIAMETER (inches): 1/4"			PURGE PUMP TYPE OR BAILER: PP
INITIAL PUMP OR TUBING DEPTH IN WELL (feet): 40	FINAL PUMP OR TUBING DEPTH IN WELL (feet): 40	PURGING START TIME: 1322	PURGING END TIME: 1348	TOTAL VOLUME PURGED (gallons): 1

TIME (24 HR)	CUMUL. VOLUME PURGED (gallons)	PURGE RATE (gpm)	DEPTH TO WATER (feet)	ORP (mV)	pH (standard units)	TEMP. (°C)	SPEC. COND. (circle units) µmhos/cm or µS/cm	DISSOLVED OXYGEN (circle units) mg/L or % saturation	TURBIDITY (NTUs)	COLOR (describe)	ODOR (describe)
1322	0	0.04	13	112.8	6.36	22.44	106.0	0.23	5409.3	Lt brown	
1327	0.2	0.04	13	98.1	6.23	20.57	104.0	2.11	5724.7	"	"
1333	0.4	0.04	13	102.5	6.22	20.60	103.1	2.49	5035.9	"	"
1338	0.6	0.04	13	115.7	6.18	21.10	98.4	3.13	3815.5	"	"
1343	0.8	0.04	13	129.0	6.13	20.93	94.3	3.69	2759.4	"	"
1348	1.0	0.04	13	143.5	6.05	20.84	90.5	3.85	1583.0	"	"

WELL CAPACITY (Gallons Per Foot): **0.75"** = 0.02; **1"** = 0.04; **1.25"** = 0.06; **2"** = 0.16; **3"** = 0.37; **4"** = 0.65; **5"** = 1.02; **6"** = 1.47; **12"** = 5.88
TUBING INSIDE DIA. CAPACITY (Gal./Ft.): **1/8"** = 0.0006; **3/16"** = 0.0014; **1/4"** = 0.0026; **5/16"** = 0.004; **3/8"** = 0.006; **1/2"** = 0.010; **5/8"** = 0.016

PURGING EQUIPMENT CODES: **B** = Bailer; **BP** = Bladder Pump; **ESP** = Electric Submersible Pump; **PP** = Peristaltic Pump; **O** = Other (Specify)

*Parent Procedure, other procedures may reference this form in ETAPS. * Procedure # ROP-06-007

Electronically approved records are authenticated in the electronic document management system.

Information included in this material is proprietary and confidential and cannot be disclosed or used for any reason beyond the intended purpose without the prior written consent of Westinghouse Electric Company LLC.

© 2020 Westinghouse Electric Company LLC.
All Rights Reserved.

Westinghouse Proprietary Class 2
PRINTED COPIES ARE UNCONTROLLED

SAMPLING DATA

ELL No: L-60-36-40	SAMPLED BY (PRINT) / AFFILIATION: Jeremy Grant / AECOM		
SAMPLER(S) SIGNATURE(S):		SAMPLING START TIME: 1349	SAMPLING END TIME: 1351
TUBING MATERIAL CODE: HDPE	PUMP OR TUBING DEPTH IN WELL (feet): 40	DUPLICATE: Y (N)	
FIELD DECONTAMINATION: PUMP Y (N)	TUBING Y (N) (replaced)	SAMPLE COLLECTION METHOD: Low flow	

FIELD EQUIPMENT USED:	FIELD EQUIPMENT USED:	REMARKS:
MAKE: In-Situ	MAKE:	
MODEL: AquaTroll 600	MODEL:	
SERIAL NO: 808878	SERIAL NO:	

MATERIAL CODES: **AG** = Amber Glass; **CG** = Clear Glass; **HDPE** = High Density Polyethylene; **LDPE** = Low Density Polyethylene; **PP** = Polypropylene; **S** = Silicone; **T** = Teflon; **O** = Other (Specify)

NOTES:
1. STABILIZATION CRITERIA FOR RANGE OF VARIATION OF LAST THREE CONSECUTIVE READINGS:
pH: + 1.0 units **Temperature**: + 3% **Specific Conductance**: + 3% **Dissolved Oxygen**: optionally, + 0.2 mg/L or + 10% (whichever is greater) **ORP**: + 10 mV
Turbidity: all readings < 20 NTU; optionally + 5 NTU or + 10% (whichever is greater)

SAMPLED? Y OR N	# of bottles	Size	Material	Preservative	Preservative Lot Number	Analysis	Preferred Lab
N	1	250 ml	Plastic	H_2SO_4		Ammonia	WEC Chem Lab
N	1	250 ml	Plastic	N/A		Conductivity[a]	WEC Chem Lab
						Fluoride[a]	
N	1	250 ml	Plastic	N/A		Nitrate	Shealy
Y	3	50 ml	Glass vial	Vendor[b]	1513	VOC	Shealy
N	2	250 ml	Glass-amber	N/A		SVOC	Shealy
N	1	250 ml	Plastic	N/A		Tritium	GEL
N	2	1 liter	Plastic	HNO_3			
						Gross Alpha	GEL
						Gross Beta	
						Isotopic U (α Spec)	
						Isotopic U (ICP-MS)	
						Total U (ICP-MS)	
						Tc-99 (liquid scint)	

Notes: [a] Ensure there is no headspace in the bottle.
[b] Glass vials for VOC collection are acidified by the vendor supplying the vials.

Retain form in area for 1 year, in Records Room - 3 years and offsite - 57 years.

© 2020 Westinghouse Electric Company LLC.
All Rights Reserved.
Westinghouse Proprietary Class 2
PRINTED COPIES ARE UNCONTROLLED

Low Flow Groundwater Sample Collection Record

WELL NO: L-61-[redacted]	SAMPLE ID: L-61-15-19	DATE: 5/13/21
TOTAL WELL LENGTH (feet) (A): 19	WATER TABLE DEPTH (feet) (B): 12	LENGTH OF WATER COLUMN (feet) (A-B): 7
CASING DIAMATER / MATL (inches): 0.5/Steel	WELL SCREEN INTERVAL DEPTH: 15 feet to 19 feet	CALCULATED SYSTEM VOLUME:

PURGING DATA

	TUBING DIAMETER (inches): 0.25		PURGE PUMP TYPE OR BAILER: Peristaltic Pump
INITIAL PUMP OR TUBING DEPTH IN WELL (feet): 17	FINAL PUMP OR TUBING DEPTH IN WELL (feet): 17	PURGING START TIME: 0920	PURGING END TIME: 0955	TOTAL VOLUME PURGED (gallons): 2

TIME (24 HR)	CUMUL. VOLUME PURGED (gallons)	PURGE RATE (gpm)	DEPTH TO WATER (feet)	ORP (mV)	pH (standard units)	TEMP. (°C)	SPEC. COND. (circle units) µmhos/cm or µS/cm	DISSOLVED OXYGEN (circle units) mg/L or % saturation	TURBIDITY (NTUs)	COLOR (describe)	ODOR (describe)
0920	0	0.06		88.64	6.11	18.64	110.38	5.29	6,145	tan	none
0925		0.06		87.93	5.91	17.44	97.80	3.26	6,321	tan	none
0930		0.06		94.74	5.87	17.12	95.33	3.54	5,183	tan	none
0935		0.06		108.18	5.80	17.09	88.55	3.77	2,194	tan	none
0940	1.0	0.06		118.79	5.76	17.10	85.90	4.09	841	light tan	none
0945		0.06		126.53	5.74	17.19	84.86	3.68	386	light tan	none
0950		0.06		132.14	5.73	17.20	83.68	3.61	140	clear	none
0955	2.0	0.06		132.20	5.77	17.49	83.36	3.63	90.8	clear	none

WELL CAPACITY (Gallons Per Foot): **0.75"** = 0.02; **1"** = 0.04; **1.25"** = 0.06; **2"** = 0.16; **3"** = 0.37; **4"** = 0.65; **5"** = 1.02; **6"** = 1.47; **12"** = 5.88
TUBING INSIDE DIA. CAPACITY (Gal./Ft.): **1/8"** = 0.0006; **3/16"** = 0.0014; **1/4"** = 0.0026; **5/16"** = 0.004; **3/8"** = 0.006; **1/2"** = 0.010; **5/8"** = 0.016

PURGING EQUIPMENT CODES: **B** = Bailer; **BP** = Bladder Pump; **ESP** = Electric Submersible Pump; **PP** = Peristaltic Pump; **O** = Other (Specify)

*Parent Procedure, other procedures may reference this form in ETAPS. * Procedure # ROP-06-007

Electronically approved records are authenticated in the electronic document management system.

Information included in this material is proprietary and confidential and cannot be disclosed or used for any reason beyond the intended purpose without the prior written consent of Westinghouse Electric Company LLC.

© 2020 Westinghouse Electric Company LLC.
All Rights Reserved.

Westinghouse Proprietary Class 2
PRINTED COPIES ARE UNCONTROLLED

SAMPLING DATA

WELL No: L-61-15-19	SAMPLED BY (PRINT) / AFFILIATION: Chuck Sudbeth / AECOM		
SAMPLER(S) SIGNATURE(S): Charles K Sudbeth		SAMPLING START TIME: 0957	SAMPLING END TIME: 0959
TUBING MATERIAL CODE: HDPE	PUMP OR TUBING DEPTH IN WELL (feet): 17		DUPLICATE: Y (N)
FIELD DECONTAMINATION: PUMP Y (N)	TUBING Y (N replaced)		SAMPLE COLLECTION METHOD: Low Flow

FIELD EQUIPMENT USED:	FIELD EQUIPMENT USED:	REMARKS:
MAKE: In-Situ	MAKE:	
MODEL: Aqua Troll 600	MODEL:	
SERIAL NO: 308878	SERIAL NO:	

MATERIAL CODES: **AG** = Amber Glass; **CG** = Clear Glass; **HDPE** = High Density Polyethylene; **LDPE** = Low Density Polyethylene; **PP** = Polypropylene; **S** = Silicone; **T** = Teflon; **O** = Other (Specify)

NOTES:
1. STABILIZATION CRITERIA FOR RANGE OF VARIATION OF LAST THREE CONSECUTIVE READINGS:
   pH: + 1.0 units **Temperature**: + 3% **Specific Conductance**: + 3% **Dissolved Oxygen**: optionally, + 0.2 mg/L or + 10% (whichever is greater) **ORP**: + 10 mV
   Turbidity: all readings < 20 NTU; optionally + 5 NTU or + 10% (whichever is greater)

SAMPLED? Y OR N	# of bottles	Size	Material	Preservative	Preservative Lot Number	Analysis	Preferred Lab
N	1	250 ml	Plastic	H_2SO_4		Ammonia	WEC Chem Lab
N	1	250 ml	Plastic	N/A		Conductivity[a]	WEC Chem Lab
						Fluoride[a]	
N	1	250 ml	Plastic	N/A		Nitrate	Shealy
Y	3	50 ml	Glass vial	Vendor[b]	B110701 VB	VOC	Shealy
N	2	250 ml	Glass-amber	N/A		SVOC	Shealy
N	1	250 ml	Plastic	N/A		Tritium	GEL
N	2	1 liter	Plastic	HNO_3			
						Gross Alpha	GEL
						Gross Beta	
						Isotopic U (α Spec)	
						Isotopic U (ICP-MS)	
						Total U (ICP-MS)	
						Tc-99 (liquid scint)	

Notes: [a] Ensure there is no headspace in the bottle.
[b] Glass vials for VOC collection are acidified by the vendor supplying the vials.

Retain form in area for 1 year, in Records Room - 3 years and offsite - 57 years.

© 2020 Westinghouse Electric Company LLC.
All Rights Reserved.
Westinghouse Proprietary Class 2
PRINTED COPIES ARE UNCONTROLLED

Low Flow Groundwater Sample Collection Record

WELL NO: L-61	SAMPLE ID: L-61-25-29	DATE: 5/13/21
TOTAL WELL LENGTH (feet) (A): 29	WATER TABLE DEPTH (feet) (B): 12	LENGTH OF WATER COLUMN (feet) (A-B): 17
CASING DIAMATER / MATL (inches): 1.5/Steel	WELL SCREEN INTERVAL DEPTH: 25 feet to 29 feet	CALCULATED SYSTEM VOLUME:

PURGING DATA

	TUBING DIAMETER (inches): 0.25		PURGE PUMP TYPE OR BAILER: Peristaltic Pump
INITIAL PUMP OR TUBING DEPTH IN WELL (feet): 27	FINAL PUMP OR TUBING DEPTH IN WELL (feet): 27	PURGING START TIME: 1009	PURGING END TIME: 1040	TOTAL VOLUME PURGED (gallons): 2

TIME (24 HR)	CUMUL. VOLUME PURGED (gallons)	PURGE RATE (gpm)	DEPTH TO WATER (feet)	ORP (mV)	pH (standard units)	TEMP. (°C)	SPEC. COND. (circle units) µmhos/cm or µS/cm	DISSOLVED OXYGEN (circle units) mg/L or % saturation	TURBIDITY (NTUs)	COLOR (describe)	ODOR (describe)
1009	0	0.06		138.74	5.73	23.89	88.11	3.50	464	Dark Gray	none
1015		0.06		-505.71	6.80	21.81	145.32	0.04	2,849	Dark Gray	None
1020		0.06		-385.15	6.71	21.74	134.35	0.11	2,985	Dark Gray	None
1025	1.0	0.06		-156.79	6.32	19.56	110.11	0.10	2,309	Gray	None
1031		0.06		-86.11	6.15	19.18	105.06	0.08	4,007	gray	None
1035		0.06		-89.39	6.19	19.06	103.48	0.14	3,738	gray	None
1040	2.0	0.06		-91.36	6.15	18.70	105.97	0.57	4,327	gray	None

WELL CAPACITY (Gallons Per Foot): **0.75"** = 0.02; **1"** = 0.04; **1.25"** = 0.06; **2"** = 0.16; **3"** = 0.37; **4"** = 0.65; **5"** = 1.02; **6"** = 1.47; **12"** = 5.88
TUBING INSIDE DIA. CAPACITY (Gal./Ft.): **1/8"** = 0.0006; **3/16"** = 0.0014; **1/4"** = 0.0026; **5/16"** = 0.004; **3/8"** = 0.006; **1/2"** = 0.010; **5/8"** = 0.016

PURGING EQUIPMENT CODES: **B** = Bailer; **BP** = Bladder Pump; **ESP** = Electric Submersible Pump; **PP** = Peristaltic Pump; **O** = Other (Specify)

*Parent Procedure, other procedures may reference this form in ETAPS. * Procedure # ROP-06-007

Electronically approved records are authenticated in the electronic document management system.

Information included in this material is proprietary and confidential and cannot be disclosed or used for any reason beyond the intended purpose without the prior written consent of Westinghouse Electric Company LLC.

© 2020 Westinghouse Electric Company LLC.
All Rights Reserved.

Westinghouse Proprietary Class 2
PRINTED COPIES ARE UNCONTROLLED

SAMPLING DATA

WELL No: L-61-25-29	SAMPLED BY (PRINT) / AFFILIATION: Chuck Sudduth / AECOM		
SAMPLER(S) SIGNATURE(S): Charles K Sudduth		SAMPLING START TIME: 1042	SAMPLING END TIME: 1044
TUBING MATERIAL CODE: HDPE	PUMP OR TUBING DEPTH IN WELL (feet): 27	DUPLICATE: (Y) N	
FIELD DECONTAMINATION: PUMP Y (N) TUBING Y (N (replaced))		SAMPLE COLLECTION METHOD: Low Flow	

FIELD EQUIPMENT USED:	FIELD EQUIPMENT USED:	REMARKS:
MAKE: In-Situ	MAKE:	
MODEL: Aqua Troll 600	MODEL:	
SERIAL NO: 808878	SERIAL NO:	

MATERIAL CODES: **AG** = Amber Glass; **CG** = Clear Glass; **HDPE** = High Density Polyethylene; **LDPE** = Low Density Polyethylene; **PP** = Polypropylene; **S** = Silicone; **T** = Teflon; **O** = Other (Specify)

NOTES:
1. STABILIZATION CRITERIA FOR RANGE OF VARIATION OF LAST THREE CONSECUTIVE READINGS:
pH: + 1.0 units **Temperature**: + 3% **Specific Conductance**: + 3% **Dissolved Oxygen**: optionally, + 0.2 mg/L or + 10% (whichever is greater) **ORP**: + 10 mV
Turbidity: all readings < 20 NTU; optionally + 5 NTU or + 10% (whichever is greater)

SAMPLED? Y OR N	# of bottles	Size	Material	Preservative	Preservative Lot Number	Analysis	Preferred Lab
N	1	250 ml	Plastic	H_2SO_4		Ammonia	WEC Chem Lab
N	1	250 ml	Plastic	N/A		Conductivity[a]	WEC Chem Lab
						Fluoride[a]	
N	1	250 ml	Plastic	N/A		Nitrate	Shealy
Y	3	50 ml	Glass vial	Vendor[b]	B110701 VB	VOC	Shealy
N	2	250 ml	Glass-amber	N/A		SVOC	Shealy
N	1	250 ml	Plastic	N/A		Tritium	GEL
N	2	1 liter	Plastic	HNO_3			
						Gross Alpha	GEL
						Gross Beta	
						Isotopic U (α Spec)	
						Isotopic U (ICP-MS)	
						Total U (ICP-MS)	
						Tc-99 (liquid scint)	

Notes: [a] Ensure there is no headspace in the bottle.
[b] Glass vials for VOC collection are acidified by the vendor supplying the vials.

Retain form in area for 1 year, in Records Room - 3 years and offsite - 57 years.

© 2020 Westinghouse Electric Company LLC.
All Rights Reserved.
Westinghouse Proprietary Class 2
PRINTED COPIES ARE UNCONTROLLED

Low Flow Groundwater Sample Collection Record

WELL NO: L-61	SAMPLE ID: L-61-35-39	DATE: 5/13/21
TOTAL WELL LENGTH (feet) (A): 61	WATER TABLE DEPTH (feet) (B): 12	LENGTH OF WATER COLUMN (feet) (A-B): 49
CASING DIAMATER / MATL (inches): 0.5/Steel	WELL SCREEN INTERVAL DEPTH: 35 feet to 39 feet	CALCULATED SYSTEM VOLUME:

PURGING DATA

	TUBING DIAMETER (inches): 0.25		PURGE PUMP TYPE OR BAILER: Peristaltic Pump
INITIAL PUMP OR TUBING DEPTH IN WELL (feet): 37	FINAL PUMP OR TUBING DEPTH IN WELL (feet): 37	PURGING START TIME: 1258	PURGING END TIME: 1350	TOTAL VOLUME PURGED (gallons): 3.0

TIME (24 HR)	CUMUL. VOLUME PURGED (gallons)	PURGE RATE (gpm)	DEPTH TO WATER (feet)	ORP (mV)	pH (standard units)	TEMP. (°C)	SPEC. COND. (circle units) µmhos/cm or µS/cm	DISSOLVED OXYGEN (circle units) mg/L or % saturation	TURBIDITY (NTUs)	COLOR (describe)	ODOR (describe)
1258	0	0.06		-320.53	7.25	33.02	135.13	0.13	78.3	gray	none
1304		0.06		-523.46	7.24	33.93	158.53	0.004	407	gray	none
1310		0.06		-543.54	7.28	33.34	149.91	0.006	1,566	gray	none
1315	1.0	0.06		-526.06	7.26	28.04	134.43	0.03	2,840	gray	none
1320		0.06		-414.89	7.04	23.37	91.61	0.02	4,628	gray	none
1325		0.06		-374.64	6.94	22.36	85.20	0.02	6,048	gray	none
1331	2.0	0.06		-320.53	6.82	22.09	81.83	0.03	6,153	gray	none
1335		0.06		-336.29	6.94	21.91	76.69	0.05	6,043	gray	none
1340		0.06		-314.17	6.93	21.61	77.54	0.03	5,884	gray	none
1345		0.06		-414.84	6.98	22.25	98.00	0.00	5,215	gray	none
1350	3.0	0.06		-509.86	7.03	22.13	82.25	0.00	6,548	gray	none

WELL CAPACITY (Gallons Per Foot): **0.75"** = 0.02; **1"** = 0.04; **1.25"** = 0.06; **2"** = 0.16; **3"** = 0.37; **4"** = 0.65; **5"** = 1.02; **6"** = 1.47; **12"** = 5.88
TUBING INSIDE DIA. CAPACITY (Gal./Ft.): **1/8"** = 0.0006; **3/16"** = 0.0014; **1/4"** = 0.0026; **5/16"** = 0.004; **3/8"** = 0.006; **1/2"** = 0.010; **5/8"** = 0.016

PURGING EQUIPMENT CODES: **B** = Bailer; **BP** = Bladder Pump; **ESP** = Electric Submersible Pump; **PP** = Peristaltic Pump; **O** = Other (Specify)

*Parent Procedure, other procedures may reference this form in ETAPS. * Procedure # ROP-06-007

Electronically approved records are authenticated in the electronic document management system.

Information included in this material is proprietary and confidential and cannot be disclosed or used for any reason beyond the intended purpose without the prior written consent of Westinghouse Electric Company LLC.

© 2020 Westinghouse Electric Company LLC.
All Rights Reserved.

Westinghouse Proprietary Class 2
PRINTED COPIES ARE UNCONTROLLED

SAMPLING DATA

ELL No: L-61-35-39	SAMPLED BY (PRINT) / AFFILIATION: Chuck Sudduth / AECOM		
SAMPLER(S) SIGNATURE(S): Charles K Sudduth		SAMPLING START TIME: 1352	SAMPLING END TIME: 1354
TUBING MATERIAL CODE: HDPE	PUMP OR TUBING DEPTH IN WELL (feet): 37	DUPLICATE: Y (N)	
FIELD DECONTAMINATION: PUMP Y (N)	TUBING Y N (replaced)	SAMPLE COLLECTION METHOD: Low Flow	

FIELD EQUIPMENT USED:	FIELD EQUIPMENT USED:	REMARKS:
MAKE: In-Situ	MAKE:	
MODEL: AquaTroll 600	MODEL:	
SERIAL NO: 808878	SERIAL NO:	

MATERIAL CODES: **AG** = Amber Glass; **CG** = Clear Glass; **HDPE** = High Density Polyethylene; **LDPE** = Low Density Polyethylene; **PP** = Polypropylene; **S** = Silicone; **T** = Teflon; **O** = Other (Specify)

NOTES:
1. STABILIZATION CRITERIA FOR RANGE OF VARIATION OF LAST THREE CONSECUTIVE READINGS:
   pH: + 1.0 units **Temperature**: + 3% **Specific Conductance**: + 3% **Dissolved Oxygen**: optionally, + 0.2 mg/L or + 10% (whichever is greater) **ORP**: + 10 mV
   Turbidity: all readings < 20 NTU; optionally + 5 NTU or + 10% (whichever is greater)

SAMPLED? Y OR N	# of bottles	Size	Material	Preservative	Preservative Lot Number	Analysis	Preferred Lab
N	1	250 ml	Plastic	H_2SO_4		Ammonia	WEC Chem Lab
N	1	250 ml	Plastic	N/A		Conductivity[a]	WEC Chem Lab
						Fluoride[a]	
N	1	250 ml	Plastic	N/A		Nitrate	Shealy
Y	3	50 ml	Glass vial	Vendor[b]	B110701 VB	VOC	Shealy
N	2	250 ml	Glass-amber	N/A		SVOC	Shealy
N	1	250 ml	Plastic	N/A		Tritium	GEL
N	2	1 liter	Plastic	HNO_3			
						Gross Alpha	GEL
						Gross Beta	
						Isotopic U (α Spec)	
						Isotopic U (ICP-MS)	
						Total U (ICP-MS)	
						Tc-99 (liquid scint)	

Notes: [a] Ensure there is no headspace in the bottle.
[b] Glass vials for VOC collection are acidified by the vendor supplying the vials.

Retain form in area for 1 year, in Records Room - 3 years and offsite - 57 years.

© 2020 Westinghouse Electric Company LLC.
All Rights Reserved.
Westinghouse Proprietary Class 2
PRINTED COPIES ARE UNCONTROLLED

Low Flow Groundwater Sample Collection Record

WELL NO: L-62	SAMPLE ID: L-62-26-30	DATE: 5/14/21
TOTAL WELL LENGTH (feet) (A): 30	WATER TABLE DEPTH (feet) (B): 9	LENGTH OF WATER COLUMN (feet) (A-B): 21
CASING DIAMATER / MATL (inches): 0.5/Steel	WELL SCREEN INTERVAL DEPTH: 26 feet to 30 feet	CALCULATED SYSTEM VOLUME:

PURGING DATA

	TUBING DIAMETER (inches): 0.25		PURGE PUMP TYPE OR BAILER: Peristaltic Pump
INITIAL PUMP OR TUBING DEPTH IN WELL (feet): 28	FINAL PUMP OR TUBING DEPTH IN WELL (feet): 28	PURGING START TIME: 1052	PURGING END TIME: 1125	TOTAL VOLUME PURGED (gallons): 2.0

TIME (24 HR)	CUMUL. VOLUME PURGED (gallons)	PURGE RATE (gpm)	DEPTH TO WATER (feet)	ORP (mV)	pH (standard units)	TEMP. (°C)	SPEC. COND. (circle units) µmhos/cm or µS/cm	DISSOLVED OXYGEN (circle units) mg/L or % saturation	TURBIDITY (NTUs)	COLOR (describe)	ODOR (describe)
1052	0	0.06		49.69	6.91	24.83	0.85	6.67	1,165	gray	none
1056		0.06		-1.54	6.58	21.81	55.09	3.64	6,192	gray	none
1100		0.06		-139.14	6.37	21.02	51.80	3.57	6,111	gray	none
1105		0.06		-310.33	6.35	20.89	50.49	1.14	5,340	gray	none
1110	1.0	0.06		-313.53	6.34	20.91	51.09	1.88	6,201	gray	none
1115		0.06		-232.57	6.35	20.94	52.59	1.87	6,206	gray	none
1120		0.06		-280.56	6.37	20.96	52.75	1.82	5,996	gray	none
1125	2.0	0.06		-274.80	6.31	20.87	50.46	1.99	6,246	gray	none

WELL CAPACITY (Gallons Per Foot): **0.75"** = 0.02; **1"** = 0.04; **1.25"** = 0.06; **2"** = 0.16; **3"** = 0.37; **4"** = 0.65; **5"** = 1.02; **6"** = 1.47; **12"** = 5.88
TUBING INSIDE DIA. CAPACITY (Gal./Ft.): **1/8"** = 0.0006; **3/16"** = 0.0014; **1/4"** = 0.0026; **5/16"** = 0.004; **3/8"** = 0.006; **1/2"** = 0.010; **5/8"** = 0.016

PURGING EQUIPMENT CODES: **B** = Bailer; **BP** = Bladder Pump; **ESP** = Electric Submersible Pump; **PP** = Peristaltic Pump; **O** = Other (Specify)

*Parent Procedure, other procedures may reference this form in ETAPS. * Procedure # ROP-06-007

Electronically approved records are authenticated in the electronic document management system.

Information included in this material is proprietary and confidential and cannot be disclosed or used for any reason beyond the intended purpose without the prior written consent of Westinghouse Electric Company LLC.

© 2020 Westinghouse Electric Company LLC.
All Rights Reserved.

Westinghouse Proprietary Class 2
PRINTED COPIES ARE UNCONTROLLED

SAMPLING DATA

WELL No: L-62-26-30	SAMPLED BY (PRINT) / AFFILIATION: Chuck Sudbeth / AECOM		
SAMPLER(S) SIGNATURE(S): Charles K Sudbeth		SAMPLING START TIME: 1127	SAMPLING END TIME: 1129
TUBING MATERIAL CODE: HDPE	PUMP OR TUBING DEPTH IN WELL (feet): 28	DUPLICATE: Y (N)	
FIELD DECONTAMINATION: PUMP Y (N)	TUBING Y N (replaced)	SAMPLE COLLECTION METHOD: Low Flow	

FIELD EQUIPMENT USED:	FIELD EQUIPMENT USED:	REMARKS:
MAKE: In-Situ	MAKE:	
MODEL: AquaTroll 600	MODEL:	
SERIAL NO: 808878	SERIAL NO:	

MATERIAL CODES: **AG** = Amber Glass; **CG** = Clear Glass; **HDPE** = High Density Polyethylene; **LDPE** = Low Density Polyethylene; **PP** = Polypropylene; **S** = Silicone; **T** = Teflon; **O** = Other (Specify)

NOTES:
1. STABILIZATION CRITERIA FOR RANGE OF VARIATION OF LAST THREE CONSECUTIVE READINGS:
pH: + 1.0 units **Temperature**: + 3% **Specific Conductance**: + 3% **Dissolved Oxygen**: optionally, + 0.2 mg/L or + 10% (whichever is greater) **ORP**: + 10 mV
Turbidity: all readings < 20 NTU; optionally + 5 NTU or + 10% (whichever is greater)

SAMPLED? Y OR N	# of bottles	Size	Material	Preservative	Preservative Lot Number	Analysis	Preferred Lab
N	1	250 ml	Plastic	H_2SO_4		Ammonia	WEC Chem Lab
N	1	250 ml	Plastic	N/A		Conductivity[a]	WEC Chem Lab
						Fluoride[a]	
N	1	250 ml	Plastic	N/A		Nitrate	Shealy
Y	3	50 ml	Glass vial	Vendor[b]	B110701VB	VOC	Shealy
N	2	250 ml	Glass-amber	N/A		SVOC	Shealy
N	1	250 ml	Plastic	N/A		Tritium	GEL
N	2	1 liter	Plastic	HNO_3			
						Gross Alpha	GEL
						Gross Beta	
						Isotopic U (α Spec)	
						Isotopic U (ICP-MS)	
						Total U (ICP-MS)	
						Tc-99 (liquid scint)	

Notes: [a] Ensure there is no headspace in the bottle.
[b] Glass vials for VOC collection are acidified by the vendor supplying the vials.

Retain form in area for 1 year, in Records Room - 3 years and offsite - 57 years.

© 2020 Westinghouse Electric Company LLC.
All Rights Reserved.

Westinghouse Proprietary Class 2
PRINTED COPIES ARE UNCONTROLLED

Low Flow Groundwater Sample Collection Record

WELL NO: WRN-1	SAMPLE ID: WRN-1-2021-Q4	DATE: 10/14/21
TOTAL WELL LENGTH (feet) (A): 33.25	WATER TABLE DEPTH (feet) (B): 8.87	LENGTH OF WATER COLUMN (feet) (A-B): ~~15.4~~
CASING DIAMATER / MATL (inches): 2"	WELL SCREEN INTERVAL DEPTH: 19.2 feet to 30 feet	CALCULATED SYSTEM VOLUME: 15.9

PURGING DATA

	TUBING DIAMETER (inches): 1/4		PURGE PUMP TYPE OR BAILER: Peristaltic
INITIAL PUMP OR TUBING DEPTH IN WELL (feet): 25.7	FINAL PUMP OR TUBING DEPTH IN WELL (feet): 25.7	PURGING START TIME: 0902	PURGING END TIME: 0944	TOTAL VOLUME PURGED (gallons): 3.2L

TIME (24 HR)	CUMUL. VOLUME PURGED (gallons)	PURGE RATE (gpm)	DEPTH TO WATER (feet)	ORP (mV)	pH (standard units)	TEMP. (°C)	SPEC. COND. (circle units) µmhos/cm or µS/cm	DISSOLVED OXYGEN (circle units) mg/L or % saturation	TURBIDITY (NTUs)	COLOR (describe)	ODOR (describe)
0924	0	160	8.87	-24.75	5.70	23.2	108.35	5.454	0.5	clear	none
0929	0.8	160	8.87	17.89	5.56	23.7	99.93	5.167	0.4	clear	none
0934	1.6	160	8.87	18.74	5.56	23.7	99.47	5.057	0.30	clear	none
0939	2.4	160	8.87	18.41	5.56	23.8	99.46	4.971	0.1	clear	none
0944	3.2	160	8.87							clear	none

WELL CAPACITY (Gallons Per Foot): **0.75"** = 0.02; **1"** = 0.04; **1.25"** = 0.06; **2"** = 0.16; **3"** = 0.37; **4"** = 0.65; **5"** = 1.02; **6"** = 1.47; **12"** = 5.88
TUBING INSIDE DIA. CAPACITY (Gal./Ft.): **1/8"** = 0.0006; **3/16"** = 0.0014; **1/4"** = 0.0026; **5/16"** = 0.004; **3/8"** = 0.006; **1/2"** = 0.010; **5/8"** = 0.016
PURGING EQUIPMENT CODES: **B** = Bailer; **BP** = Bladder Pump; **ESP** = Electric Submersible Pump; **PP** = Peristaltic Pump; **O** = Other (Specify)

*Parent Procedure, other procedures may reference this form in ETAPS. * Procedure # ROP-06-007

Electronically approved records are authenticated in the electronic document management system.
Information included in this material is proprietary and confidential and cannot be disclosed or used for any reason beyond the intended purpose without the prior written consent of Westinghouse Electric Company LLC.
© 2021 Westinghouse Electric Company LLC.

SAMPLING DATA

WELL No: W-RW-1	SAMPLED BY (PRINT) / AFFILIATION: RANDY CREWS		
SAMPLER(S) SIGNATURE(S): RCW		SAMPLING START TIME: 0940	SAMPLING END TIME: 1012
TUBING MATERIAL CODE:	PUMP OR TUBING DEPTH IN WELL (feet): 25.7	DUPLICATE: Y (N)	
FIELD DECONTAMINATION: PUMP Y (N)	TUBING (Y) N (replaced)	SAMPLE COLLECTION METHOD: LOW FLOW	

FIELD EQUIPMENT USED:	FIELD EQUIPMENT USED:	REMARKS:
MAKE:	MAKE:	
MODEL:	MODEL:	
SERIAL NO:	SERIAL NO:	

MATERIAL CODES: AG = Amber Glass; CG = Clear Glass; HDPE = High Density Polyethylene; LDPE = Low Density Polyethylene; PP = Polypropylene; S = Silicone; T = Teflon; O = Other (Specify)

NOTES:
1. STABILIZATION CRITERIA FOR RANGE OF VARIATION OF LAST THREE CONSECUTIVE READINGS:
pH: + 1.0 units **Temperature**: + 3% **Specific Conductance**: + 3% **Dissolved Oxygen**: optionally, + 0.2 mg/L or + 10% (whichever is greater) **ORP**: + 10 mV
Turbidity: all readings < 20 NTU; optionally + 5 NTU or + 10% (whichever is greater)

SAMPLED? Y OR N	# of bottles	Size	Material	Preservative	Preservative Lot Number	Analysis	Preferred Lab
Y	1	250 ml	Plastic	H_2SO_4	206143	Ammonia	WEC Chem Lab
Y	1	250 ml	Plastic	N/A		Conductivity[a]	WEC Chem Lab
						Fluoride[a]	
Y	1	250 ml	Plastic	N/A		Nitrate	Shealy
Y	3	50 ml	Glass vial	Vendor[b]		VOC	Shealy
N	2	250 ml	Glass-amber	N/A		SVOC[d]	Shealy
N	1	250 ml	Plastic	N/A		Tritium[c]	GEL
Y	2	1 liter	Plastic	HNO_3	201942	Gamma Spec[c]	GEL
						Gross Alpha	GEL
						Gross Beta	
						Isotopic U (α Spec)	
						Isotopic U (ICP-MS)	
						Total U (ICP-MS)	
						Tc-99 (liquid scint)	

Notes: [a] Ensure there is no headspace in the bottle.
[b] Glass vials for VOC collection are acidified by the vendor supplying the vials.
[c] Tritium and Gamma Spec Analysis are only performed on Wells W-7, W-10, W-13, W-15, W-16, W-18, W-22, W-24, W-26, W-29, W-30, W-32, W-33, W-39, W-41, W-43, W-44, W-47, W-48, and W-RW2 per NPDES SC0001848 requirements.
[d] SVOC analysis is only performed on Wells W-26, W-41, W-48, and W-RW2 per NPDES SC0001848 requirements.

Retain form in area for 1 year, in Records Room - 3 years and offsite - 57 years.

© 2021 Westinghouse Electric Company LLC.
All Rights Reserved.

Westinghouse Proprietary Class 2
PRINTED COPIES ARE UNCONTROLLED

Low Flow Groundwater Sample Collection Record

WELL NO: W-RW2	SAMPLE ID: W-RW2-2021-Q4	DATE: 10-21-21
TOTAL WELL LENGTH (feet) (A): 31.30	WATER TABLE DEPTH (feet) (B): 18.42	LENGTH OF WATER COLUMN (feet) (A-B): 12.88
CASING DIAMATER / MATL (inches): 2" / PVC	WELL SCREEN INTERVAL DEPTH: 19 feet to 29.2 feet	CALCULATED SYSTEM VOLUME: 2.10

PURGING DATA

	TUBING DIAMETER (inches): 1/4		PURGE PUMP TYPE OR BAILER: PERISTALTIC
INITIAL PUMP OR TUBING DEPTH IN WELL (feet): 18.30	FINAL PUMP OR TUBING DEPTH IN WELL (feet): 18.30	PURGING START TIME: 0940	PURGING END TIME: 1002	TOTAL VOLUME PURGED (gallons): 4.40

TIME (24 HR)	CUMUL VOLUME PURGED (gallons) ~~(liters)~~	PURGE RATE ~~(gpm)~~ mL Per Min	DEPTH TO WATER (feet)	ORP (mV)	pH (standard units)	TEMP. (°C)	SPEC COND (circle units) µmhos/cm or µS/cm	DISSOLVED OXYGEN (circle units) mg/L or % saturation	TURBIDITY (NTUs)	COLOR (describe) ~~liters~~	ODOR (describe)
0942	INITIAL	220	18.68	250.43	5.18	19.43	192.81	4.93	0	CLEAR	NS
0947	1.10	220	18.74	286.68	5.12	19.92	200.31	1.10	0	"	"
0952	2.20	220	18.75	286.31	5.10	20.05	200.81	0.92	0	"	"
0957	3.30	220	18.75	291.76	5.16	20.15	199.60	0.85	0	"	"
1002	4.40	220	18.76	298.10	5.13	20.16	198.91	0.80	0	"	"

WELL CAPACITY (Gallons Per Foot): **0.75"** = 0.02; **1"** = 0.04; **1.25"** = 0.06; **2"** = 0.16; **3"** = 0.37; **4"** = 0.65; **5"** = 1.02; **6"** = 1.47; **12"** = 5.88
TUBING INSIDE DIA. CAPACITY (Gal./Ft.): **1/8"** = 0.0006; **3/16"** = 0.0014; **1/4"** = 0.0026; **5/16"** = 0.004; **3/8"** = 0.006; **1/2"** = 0.010; **5/8"** = 0.016

PURGING EQUIPMENT CODES: **B** = Bailer; **BP** = Bladder Pump; **ESP** = Electric Submersible Pump; **PP** = Peristaltic Pump; **O** = Other (Specify)

*Parent Procedure, other procedures may reference this form in ETAPS. * Procedure # ROP-06-007

Electronically approved records are authenticated in the electronic document management system.

Information included in this material is proprietary and confidential and cannot be disclosed or used for any reason beyond the intended purpose without the prior written consent of Westinghouse Electric Company LLC.

© 2021 Westinghouse Electric Company LLC.
All Rights Reserved.

Westinghouse Proprietary Class 2
PRINTED COPIES ARE UNCONTROLLED

SAMPLING DATA

WELL No: W-RW2	SAMPLED BY (PRINT) / AFFILIATION: JAMES GRAPHMEYER / AECOM		
SAMPLER(S) SIGNATURE(S):		SAMPLING START TIME: 1003	SAMPLING END TIME: 1033
TUBING MATERIAL CODE: T	PUMP OR TUBING DEPTH IN WELL (feet): 18.36	DUPLICATE: Y (N)	
FIELD DECONTAMINATION: PUMP Y (N) TUBING (Y) N (replaced)		SAMPLE COLLECTION METHOD:	

FIELD EQUIPMENT USED:	FIELD EQUIPMENT USED:	REMARKS:
MAKE: IPSITU	MAKE: SOLINST	
MODEL: TROLL 600	MODEL: 107	
SERIAL NO: 808958	SERIAL NO: 56924	

MATERIAL CODES: **AG** = Amber Glass; **CG** = Clear Glass; **HDPE** = High Density Polyethylene; **LDPE** = Low Density Polyethylene; **PP** = Polypropylene; **S** = Silicone; **T** = Teflon; **O** = Other (Specify)

NOTES:
1. STABILIZATION CRITERIA FOR RANGE OF VARIATION OF LAST THREE CONSECUTIVE READINGS:
pH: + 1.0 units **Temperature**: + 3% **Specific Conductance**: + 3% **Dissolved Oxygen**: optionally, + 0.2 mg/L or + 10% (whichever is greater) **ORP**: + 10 mV
Turbidity: all readings < 20 NTU; optionally + 5 NTU or + 10% (whichever is greater)

SAMPLED? Y OR N	# of bottles	Size	Material	Preservative	Preservative Lot Number	Analysis	Preferred Lab
Y	1	250 ml	Plastic	H_2SO_4	206168	Ammonia	WEC Chem Lab
Y	1	250 ml	Plastic	N/A		~~Conductivity~~	WEC Chem Lab
						Fluoride[a]	
Y	1	250 ml	Plastic	N/A		Nitrate	Shealy
Y	3	50 ml	Glass vial	Vendor[b]		VOC	Shealy
Y	2	250 ml	Glass-amber	N/A		SVOC[d]	Shealy
Y	1	250 ml	Plastic	N/A		Tritium[c]	GEL
Y	2	1 liter	Plastic	HNO_3	201942	Gamma Spec[c]	GEL
						Gross Alpha	GEL
						Gross Beta	
						Isotopic U (α Spec)	
						Isotopic U (ICP-MS)	
						Total U (ICP-MS)	
						Tc-99 (liquid scint)	

Notes: [a] Ensure there is no headspace in the bottle.
[b] Glass vials for VOC collection are acidified by the vendor supplying the vials.
[c] Tritium and Gamma Spec Analysis are only performed on Wells W-7, W-10, W-13, W-15, W-16, W-18, W-22, W-24, W-26, W-29, W-30, W-32, W-33, W-39, W-41, W-43, W-44, W-47, W-48, and W-RW2 per NPDES SC0001848 requirements.
[d] SVOC analysis is only performed on Wells W-26, W-41, W-48, and W-RW2 per NPDES SC0001848 requirements.

Retain form in area for 1 year, in Records Room - 3 years and offsite - 57 years.

© 2021 Westinghouse Electric Company LLC.
All Rights Reserved.

Low Flow Groundwater Sample Collection Record

WELL NO: W-3A	SAMPLE ID: W-3A-2021-Q4	DATE: 10-25-21
TOTAL WELL LENGTH (feet) (A): 85.25	WATER TABLE DEPTH (feet) (B): 7.54	LENGTH OF WATER COLUMN (feet) (A-B): 77.71
CASING DIAMATER / MATL (inches): 2" / PVC	WELL SCREEN INTERVAL DEPTH: 72.5 feet to 82.5 feet	CALCULATED SYSTEM VOLUME: 12.67

PURGING DATA

	TUBING DIAMETER (inches): 1/4		PURGE PUMP TYPE OR BAILER: PERISTALTIC
INITIAL PUMP OR TUBING DEPTH IN WELL (feet): 81.25	FINAL PUMP OR TUBING DEPTH IN WELL (feet): 81.25	PURGING START TIME: 0929	PURGING END TIME: 0956 / TOTAL VOLUME PURGED (~~gallons~~ LITERS): 5.0

TIME (24 HR)	CUMUL. VOLUME PURGED (gallons) LITERS	PURGE RATE (gpm) mL PM	DEPTH TO WATER (feet)	ORP (mV)	pH (standard units)	TEMP. (°C)	SPEC. COND. (circle units) µmhos/cm or µS/cm	DISSOLVED OXYGEN (circle units) mg/L or % saturation	TURBIDITY (NTUs)	COLOR (describe)	ODOR (describe)
0930	INITIAL	200	7.64	29.52	5.79	19.69	35.07	5.18	2.20	CLEAR	NO
0935	1.00	200	7.64	117.60	4.90	19.11	24.45	0.46	0	"	"
0941	2.00	200	7.64	120.55	4.90	19.07	24.35	0.30	0	"	"
0946	3.00	200	7.64	128.83	4.86	19.06	24.40	0.23	0	"	"
0951	4.00	200	7.64	131.78	4.87	19.07	24.40	0.21	0	"	"
0956	5.00	200	7.64	133.07	4.87	19.04	24.40	0.18	0	"	"

WELL CAPACITY (Gallons Per Foot): **0.75"** = 0.02; **1"** = 0.04; **1.25"** = 0.06; **2"** = 0.16; **3"** = 0.37; **4"** = 0.65; **5"** = 1.02; **6"** = 1.47; **12"** = 5.88
TUBING INSIDE DIA. CAPACITY (Gal./Ft.): **1/8"** = 0.0006; **3/16"** = 0.0014; **1/4"** = 0.0026; **5/16"** = 0.004; **3/8"** = 0.006; **1/2"** = 0.010; **5/8"** = 0.016

PURGING EQUIPMENT CODES: **B** = Bailer; **BP** = Bladder Pump; **ESP** = Electric Submersible Pump; **PP** = Peristaltic Pump; **O** = Other (Specify)

*Parent Procedure, other procedures may reference this form in ETAPS. * Procedure # ROP-06-007

Electronically approved records are authenticated in the electronic document management system.
Information included in this material is proprietary and confidential and cannot be disclosed or used for any reason beyond the intended purpose without the prior written consent of Westinghouse Electric Company LLC.
© 2021 Westinghouse Electric Company LLC. All Rights Reserved.

SAMPLING DATA

WELL No: W-3A	SAMPLED BY (PRINT) / AFFILIATION: JAMES LEAHART / ACCOM		
SAMPLER(S) SIGNATURE(S): JLeahart		SAMPLING START TIME: 0957	SAMPLING END TIME: 1051
TUBING MATERIAL CODE: T	PUMP OR TUBING DEPTH IN WELL (feet): 81.25	DUPLICATE: Y (N)	
FIELD DECONTAMINATION: PUMP Y (N)	TUBING (Y) N (replaced)	SAMPLE COLLECTION METHOD: PERISTALTIC	

FIELD EQUIPMENT USED:	FIELD EQUIPMENT USED:	REMARKS:
MAKE: INSITU	MAKE: SOLINST	MS/MSD COLLECTED
MODEL: TROLL 600	MODEL: 107	
SERIAL NO: 808958	SERIAL NO: 56924	

MATERIAL CODES: **AG** = Amber Glass; **CG** = Clear Glass; **HDPE** = High Density Polyethylene; **LDPE** = Low Density Polyethylene; **PP** = Polypropylene; **S** = Silicone; **T** = Teflon; **O** = Other (Specify)

NOTES:
1. STABILIZATION CRITERIA FOR RANGE OF VARIATION OF LAST THREE CONSECUTIVE READINGS:
pH: + 1.0 units **Temperature**: + 3% **Specific Conductance**: + 3% **Dissolved Oxygen**: optionally, + 0.2 mg/L or + 10% (whichever is greater) **ORP**: + 10 mV
Turbidity: all readings < 20 NTU; optionally + 5 NTU or + 10% (whichever is greater)

SAMPLED? Y OR N	# of bottles	Size	Material	Preservative	Preservative Lot Number	Analysis	Preferred Lab
Y	1	250 ml	Plastic	H_2SO_4	206168	Ammonia	WEC Chem Lab
Y	1	250 ml	Plastic	N/A		~~Conductivity[a]~~	WEC Chem Lab
						Fluoride[a]	
Y	1	250 ml	Plastic	N/A		Nitrate	Shealy
Y	3	50 ml	Glass vial	Vendor[b]		VOC	Shealy
N	2	250 ml	Glass-amber	N/A		SVOC[d]	Shealy
N	1	250 ml	Plastic	N/A		Tritium[c]	GEL
Y	2	1 liter	Plastic	HNO_3	207555	Gamma Spec[c]	GEL
						Gross Alpha	GEL
						Gross Beta	
						Isotopic U (α Spec)	
						Isotopic U (ICP-MS)	
						Total U (ICP-MS)	
						Tc-99 (liquid scint)	

Notes: [a] Ensure there is no headspace in the bottle.
[b] Glass vials for VOC collection are acidified by the vendor supplying the vials.
[c] Tritium and Gamma Spec Analysis are only performed on Wells W-7, W-10, W-13, W-15, W-16, W-18, W-22, W-24, W-26, W-29, W-30, W-32, W-33, W-39, W-41, W-43, W-44, W-47, W-48, and W-RW2 per NPDES SC0001848 requirements.
[d] SVOC analysis is only performed on Wells W-26, W-41, W-48, and W-RW2 per NPDES SC0001848 requirements.

Retain form in area for 1 year, in Records Room - 3 years and offsite - 57 years.

© 2021 Westinghouse Electric Company LLC.
All Rights Reserved.
Westinghouse Proprietary Class 2
PRINTED COPIES ARE UNCONTROLLED

Low Flow Groundwater Sample Collection Record

WELL NO: W-4R	SAMPLE ID: W-4R-2021-Q4	DATE: 10-25-21
TOTAL WELL LENGTH (feet) (A): 17.27	WATER TABLE DEPTH (feet) (B): 11.50	LENGTH OF WATER COLUMN (feet) (A-B): 5.77
CASING DIAMATER / MATL (inches): 2" / PVC	WELL SCREEN INTERVAL DEPTH: 5 feet to 15 feet	CALCULATED SYSTEM VOLUME: 0.94

PURGING DATA

	TUBING DIAMETER (inches): 1/4			PURGE PUMP TYPE OR BAILER: PERISTALTIC
INITIAL PUMP OR TUBING DEPTH IN WELL (feet): 14.27	FINAL PUMP OR TUBING DEPTH IN WELL (feet): 14.27	PURGING START TIME: 0829	PURGING END TIME: 0902	TOTAL VOLUME PURGED ~~(gallons)~~ LITERS: 3.30

TIME (24 HR)	CUMUL. VOLUME PURGED (gallons) LITERS	PURGE RATE (gpm) mL Per Min	DEPTH TO WATER (feet)	ORP (mV)	pH (standard units)	TEMP. (°C)	SPEC COND. (circle units) µmhos/cm or µS/cm	DISSOLVED OXYGEN (circle units) mg/L or % saturation	TURBIDITY (NTUs)	COLOR (describe)	ODOR (describe)
0831	INITIAL	160	11.62	-13.21	5.94	19.84	200.50	1.86	9.38	CLEAR	NO
0836	0.80	0.80	11.79	9.24	5.77	20.22	170.53	0.44	0.70	"	"
0841	1.30	100	11.86	42.80	5.70	20.42	162.81	0.32	0	"	"
0846	1.80	100	11.89	62.41	5.68	20.47	160.13	0.30	1.22	"	"
0852	2.30	100	11.92	71.52	5.70	20.54	160.76	0.29	2.20	"	"
0857	2.80	100	11.93	74.71	5.68	20.55	160.76	0.26	3.39	"	"
0902	3.30	100	11.94	78.48	5.69	20.58	162.13	0.24	4.01	"	"

WELL CAPACITY (Gallons Per Foot): **0.75"** = 0.02; **1"** = 0.04; **1.25"** = 0.06; **2"** = 0.16; **3"** = 0.37; **4"** = 0.65; **5"** = 1.02; **6"** = 1.47; **12"** = 5.88
TUBING INSIDE DIA. CAPACITY (Gal./Ft.): **1/8"** = 0.0006; **3/16"** = 0.0014; **1/4"** = 0.0026; **5/16"** = 0.004; **3/8"** = 0.006; **1/2"** = 0.010; **5/8"** = 0.016

PURGING EQUIPMENT CODES: **B** = Bailer; **BP** = Bladder Pump; **ESP** = Electric Submersible Pump; **PP** = Peristaltic Pump; **O** = Other (Specify)

*Parent Procedure, other procedures may reference this form in ETAPS. * Procedure # ROP-06-007

Electronically approved records are authenticated in the electronic document management system.

Information included in this material is proprietary and confidential and cannot be disclosed or used for any reason beyond the intended purpose without the prior written consent of Westinghouse Electric Company LLC.

© 2021 Westinghouse Electric Company LLC. All Rights Reserved.

Westinghouse Proprietary Class 2
PRINTED COPIES ARE UNCONTROLLED

SAMPLING DATA

WELL No: W-4R	SAMPLED BY (PRINT) / AFFILIATION: J A 3 (illegible) / AECOM		
SAMPLER(S) SIGNATURE(S):		SAMPLING START TIME: 0903	SAMPLING END TIME: 0922
TUBING MATERIAL CODE: T	PUMP OR TUBING DEPTH IN WELL (feet): 1427	DUPLICATE: Y (N)	
FIELD DECONTAMINATION: PUMP Y (N) TUBING (Y) N (replaced)		SAMPLE COLLECTION METHOD: PERISTALTIC	

FIELD EQUIPMENT USED:	FIELD EQUIPMENT USED:	REMARKS:
MAKE: INSITU	MAKE: SOLINST	
MODEL: TROLL 600	MODEL: 107	
SERIAL NO: 808958	SERIAL NO: 56924	

MATERIAL CODES: **AG** = Amber Glass; **CG** = Clear Glass; **HDPE** = High Density Polyethylene; **LDPE** = Low Density Polyethylene; **PP** = Polypropylene; **S** = Silicone; **T** = Teflon; **O** = Other (Specify)

NOTES:
1. STABILIZATION CRITERIA FOR RANGE OF VARIATION OF LAST THREE CONSECUTIVE READINGS:
pH: + 1.0 units **Temperature**: + 3% **Specific Conductance**: + 3% **Dissolved Oxygen**: optionally, + 0.2 mg/L or + 10% (whichever is greater) **ORP**: + 10 mV
Turbidity: all readings < 20 NTU; optionally + 5 NTU or + 10% (whichever is greater)

SAMPLED? Y OR N	# of bottles	Size	Material	Preservative	Preservative Lot Number	Analysis	Preferred Lab
Y	1	250 ml	Plastic	H_2SO_4	206168	Ammonia	WEC Chem Lab
Y	1	250 ml	Plastic	N/A		~~Conductivity[a]~~	WEC Chem Lab
						Fluoride[a]	
Y	1	250 ml	Plastic	N/A		Nitrate	Shealy
Y	3	50 ml	Glass vial	Vendor[b]		VOC	Shealy
N	2	250 ml	Glass-amber	N/A		SVOC[d]	Shealy
N	1	250 ml	Plastic	N/A		Tritium[c]	GEL
Y	2	1 liter	Plastic	HNO_3	201942	Gamma Spec[c]	GEL
						Gross Alpha	GEL
						Gross Beta	
						Isotopic U (α Spec)	
						Isotopic U (ICP-MS)	
						Total U (ICP-MS)	
						Tc-99 (liquid scint)	

Notes: [a] Ensure there is no headspace in the bottle.
[b] Glass vials for VOC collection are acidified by the vendor supplying the vials.
[c] Tritium and Gamma Spec Analysis are only performed on Wells W-7, W-10, W-13, W-15, W-16, W-18, W-22, W-24, W-26, W-29, W-30, W-32, W-33, W-39, W-41, W-43, W-44, W-47, W-48, and W-RW2 per NPDES SC0001848 requirements.
[d] SVOC analysis is only performed on Wells W-26, W-41, W-48, and W-RW2 per NPDES SC0001848 requirements.

Retain form in area for 1 year, in Records Room - 3 years and offsite - 57 years.

© 2021 Westinghouse Electric Company LLC.
All Rights Reserved.
Westinghouse Proprietary Class 2
PRINTED COPIES ARE UNCONTROLLED

Low Flow Groundwater Sample Collection Record

WELL NO: W-6	SAMPLE ID: W-6-2021-Q4	DATE: 10-8-21
TOTAL WELL LENGTH (feet) (A): 27.30	WATER TABLE DEPTH (feet) (B): 10.32	LENGTH OF WATER COLUMN (feet) (A-B): 16.98
CASING DIAMATER / MATL (inches): 2" / PVC	WELL SCREEN INTERVAL DEPTH: 23.5 feet to 28.5 feet	CALCULATED SYSTEM VOLUME: 2.77

PURGING DATA

TUBING DIAMETER (inches): 1/4			PURGE PUMP TYPE OR BAILER: PERISTALTIC
INITIAL PUMP OR TUBING DEPTH IN WELL (feet): 25.5	FINAL PUMP OR TUBING DEPTH IN WELL (feet): 25.5	PURGING START TIME: 1008	PURGING END TIME: 1025 / TOTAL VOLUME PURGED (~~gallons~~): 1.65 LITERS

TIME (24 HR)	CUMUL. VOLUME PURGED (~~gallons~~) L	PURGE RATE (~~gpm~~)	DEPTH TO WATER (feet)	ORP (mV)	pH (standard units)	TEMP. (°C)	SPEC. COND. (circle units) µmhos/cm or µS/cm	DISSOLVED OXYGEN (circle units) mg/L or % saturation	TURBIDITY (NTUs)	COLOR (describe)	ODOR (describe)
1010	INITIAL	130	10.77	165.63	6.27	23.25	2286.83	1.93	6.51	CLEAR	NO
1015	0.65	100	11.30	152.27	6.34	23.12	2306.87	0.44	2.56	"	"
1020	1.15	100	11.42	155.41	6.34	23.02	2305.58	0.32	2.85	"	"
1025	1.65	100	11.45	156.03	6.34	23.11	2318.39	0.30	5.16	"	"

WELL CAPACITY (Gallons Per Foot): **0.75"** = 0.02; **1"** = 0.04; **1.25"** = 0.06; **2"** = 0.16; **3"** = 0.37; **4"** = 0.65; **5"** = 1.02; **6"** = 1.47; **12"** = 5.88
TUBING INSIDE DIA. CAPACITY (Gal./Ft.): **1/8"** = 0.0006; **3/16"** = 0.0014; **1/4"** = 0.0026; **5/16"** = 0.004; **3/8"** = 0.006; **1/2"** = 0.010; **5/8"** = 0.016

PURGING EQUIPMENT CODES: **B** = Bailer; **BP** = Bladder Pump; **ESP** = Electric Submersible Pump; **PP** = Peristaltic Pump; **O** = Other (Specify)

*Parent Procedure, other procedures may reference this form in ETAPS. * Procedure # ROP-06-007

Electronically approved records are authenticated in the electronic document management system.
Information included in this material is proprietary and confidential and cannot be disclosed or used for any reason beyond the intended purpose without the prior written consent of Westinghouse Electric Company LLC.
© 2021 Westinghouse Electric Company LLC. All Rights Reserved.

Westinghouse Proprietary Class 2
PRINTED COPIES ARE UNCONTROLLED

SAMPLING DATA

WELL No:	SAMPLED BY (PRINT) / AFFILIATION:		
W-6	JAMES LEATHART / AECOM		
SAMPLER(S) SIGNATURE(S):		SAMPLING START TIME: 1028	SAMPLING END TIME: 1055
TUBING MATERIAL CODE: T	PUMP OR TUBING DEPTH IN WELL (feet): 25.5	DUPLICATE: Y (N)	
FIELD DECONTAMINATION: PUMP Y (N)	TUBING (Y) N (replaced)	SAMPLE COLLECTION METHOD: PERISTALTIC	

FIELD EQUIPMENT USED:	FIELD EQUIPMENT USED:	REMARKS:
MAKE: INSITU	MAKE: SOLINST	
MODEL: TROLL 600	MODEL: 107	
SERIAL NO: 808958	SERIAL NO: 56924	

MATERIAL CODES: **AG** = Amber Glass; **CG** = Clear Glass; **HDPE** = High Density Polyethylene; **LDPE** = Low Density Polyethylene; **PP** = Polypropylene; **S** = Silicone; **T** = Teflon; **O** = Other (Specify)

NOTES:
1. STABILIZATION CRITERIA FOR RANGE OF VARIATION OF LAST THREE CONSECUTIVE READINGS:
   pH: + 1.0 units **Temperature:** + 3% **Specific Conductance:** + 3% **Dissolved Oxygen:** optionally, + 0.2 mg/L or + 10% (whichever is greater) **ORP:** + 10 mV
   Turbidity: all readings < 20 NTU; optionally + 5 NTU or + 10% (whichever is greater)

SAMPLED? Y OR N	# of bottles	Size	Material	Preservative	Preservative Lot Number	Analysis	Preferred Lab
Y	1	250 ml	Plastic	H_2SO_4	206168	Ammonia	WEC Chem Lab
Y	1	250 ml	Plastic	N/A		~~Conductivity~~	WEC Chem Lab
						Fluoride[a]	
Y	1	250 ml	Plastic	N/A		Nitrate	Shealy
Y	3	50 ml	Glass vial	Vendor[b]		VOC	Shealy
N	2	250 ml	Glass-amber	N/A		SVOC[d]	Shealy
N	1	250 ml	Plastic	N/A		Tritium[c]	GEL
Y	2	1 liter	Plastic	HNO_3	201942	Gamma Spec[c]	GEL
						Gross Alpha	GEL
						Gross Beta	
						Isotopic U (α Spec)	
						Isotopic U (ICP-MS)	
						Total U (ICP-MS)	
						Tc-99 (liquid scint)	

Notes: [a] Ensure there is no headspace in the bottle.
[b] Glass vials for VOC collection are acidified by the vendor supplying the vials.
[c] Tritium and Gamma Spec Analysis are only performed on Wells W-7, W-10, W-13, W-15, W-16, W-18, W-22, W-24, W-26, W-29, W-30, W-32, W-33, W-39, W-41, W-43, W-44, W-47, W-48, and W-RW2 per NPDES SC0001848 requirements.
[d] SVOC analysis is only performed on Wells W-26, W-41, W-48, and W-RW2 per NPDES SC0001848 requirements.

Retain form in area for 1 year, in Records Room - 3 years and offsite - 57 years.

© 2021 Westinghouse Electric Company LLC.
All Rights Reserved.

Westinghouse Proprietary Class 2
PRINTED COPIES ARE UNCONTROLLED

Low Flow Groundwater Sample Collection Record

WELL NO: 7A	SAMPLE ID: W-7A-2021-Q4	DATE: 10/5/21
TOTAL WELL LENGTH (feet) (A): 20.1	WATER TABLE DEPTH (feet) (B): 11.71	LENGTH OF WATER COLUMN (feet) (A-B): 8.39
CASING DIAMATER / MATL (inches): 2"	WELL SCREEN INTERVAL DEPTH 13.0 feet to 18.0 feet	CALCULATED SYSTEM VOLUME: 1.4

PURGING DATA

	TUBING DIAMETER (inches): 1/4		PURGE PUMP TYPE OR BAILER: Peristaltic
INITIAL PUMP OR TUBING DEPTH IN WELL (feet): 15.5	FINAL PUMP OR TUBING DEPTH IN WELL (feet): 15.5	PURGING START TIME: 1323	PURGING END TIME: 1350	TOTAL VOLUME PURGED (gallons): 3.7

TIME (24 HR)	CUMUL. VOLUME PURGED (gallons)	PURGE RATE (gpm)	DEPTH TO WATER (feet)	ORP (mV)	pH (standard units)	TEMP. (°C)	SPEC. COND. (circle units) µmhos/cm or µS/cm	DISSOLVED OXYGEN (circle units) mg/L or % saturation	TURBIDITY (NTUs)	COLOR (describe)	ODOR (describe)
						24.4					
1324	0	180	12.04	-12.89	6.95	39.78	1.832	5.268	1.8	clear	none
1329	0.9	180	12.2	-15.21	7.01	~~3160.8~~	3160.8	0.578	0.6	clear	none
1334	1.5	120	12.23	-17.94	7.02	23.8	3174.1	0.341	1.2	clear	none
1339	2.3	160	12.23	-21.05	7.03	23.7	3159.9	0.307	4.7	clear	none
~~1344~~ 1350	3.7	130	12.23	-26.64	7.04	23.7	3163.9	0.297	10.7	clear	none

WELL CAPACITY (Gallons Per Foot): **0.75"** = 0.02; **1"** = 0.04; **1.25"** = 0.06; **2"** = 0.16; **3"** = 0.37; **4"** = 0.65; **5"** = 1.02; **6"** = 1.47; **12"** = 5.88
TUBING INSIDE DIA. CAPACITY (Gal./Ft.): **1/8"** = 0.0006; **3/16"** = 0.0014; **1/4"** = 0.0026; **5/16"** = 0.004; **3/8"** = 0.006; **1/2"** = 0.010; **5/8"** = 0.016

PURGING EQUIPMENT CODES: **B** = Bailer; **BP** = Bladder Pump; **ESP** = Electric Submersible Pump; **PP** = Peristaltic Pump; **O** = Other (Specify)

*Parent Procedure, other procedures may reference this form in ETAPS. * Procedure # ROP-06-007

Electronically approved records are authenticated in the electronic document management system.
Information included in this material is proprietary and confidential and cannot be disclosed or used for any reason beyond the intended purpose without the prior written consent of Westinghouse Electric Company LLC.
© 2020 Westinghouse Electric Company LLC. All Rights Reserved.

Westinghouse Proprietary Class 2
PRINTED COPIES ARE UNCONTROLLED

SAMPLING DATA

WELL No: 7A	SAMPLED BY (PRINT) / AFFILIATION: R. CREWS		
SAMPLER(S) SIGNATURE(S): R		SAMPLING START TIME: 1352	SAMPLING END TIME: 1430 ~~1430~~
TUBING MATERIAL CODE: T	PUMP OR TUBING DEPTH IN WELL (feet):		DUPLICATE: Y (N)
FIELD DECONTAMINATION: PUMP Y (N)	TUBING (Y) N (replaced)		SAMPLE COLLECTION METHOD: Low Flow

FIELD EQUIPMENT USED:	FIELD EQUIPMENT USED:	REMARKS:
MAKE:	MAKE:	
MODEL:	MODEL:	
SERIAL NO:	SERIAL NO:	

MATERIAL CODES: **AG** = Amber Glass; **CG** = Clear Glass; **HDPE** = High Density Polyethylene; **LDPE** = Low Density Polyethylene; **PP** = Polypropylene; **S** = Silicone; **T** = Teflon; **O** = Other (Specify)

NOTES:
1. STABILIZATION CRITERIA FOR RANGE OF VARIATION OF LAST THREE CONSECUTIVE READINGS:
pH: + 1.0 units **Temperature**: + 3% **Specific Conductance**: + 3% **Dissolved Oxygen**: optionally, + 0.2 mg/L or + 10% (whichever is greater) **ORP**: + 10 mV
Turbidity: all readings < 20 NTU; optionally + 5 NTU or + 10% (whichever is greater)

SAMPLED? Y OR N	# of bottles	Size	Material	Preservative	Preservative Lot Number	Analysis	Preferred Lab
Y	1	250 ml	Plastic	H_2SO_4	206168	Ammonia	WEC Chem Lab
Y	1	250 ml	Plastic	N/A		Conductivity[a]	WEC Chem Lab
Y						Fluoride[a]	
Y	1	250 ml	Plastic	N/A		Nitrate	Shealy
Y	3	50 ml	Glass vial	Vendor[b]		VOC	Shealy
N	2	250 ml	Glass-amber	N/A		SVOC	Shealy
Y	1	250 ml	Plastic	N/A		Tritium	GEL
Y	2	1 liter	Plastic	HNO_3	201942	GAMMA	GEL
						Gross Alpha	GEL
						Gross Beta	
						Isotopic U (α Spec)	
						Isotopic U (ICP-MS)	
						Total U (ICP-MS)	
						Tc-99 (liquid scint)	

Notes: [a] Ensure there is no headspace in the bottle.
[b] Glass vials for VOC collection are acidified by the vendor supplying the vials.

Retain form in area for 1 year, in Records Room - 3 years and offsite - 57 years.

© 2020 Westinghouse Electric Company LLC.
All Rights Reserved.

Westinghouse Proprietary Class 2
PRINTED COPIES ARE UNCONTROLLED

Low Flow Groundwater Sample Collection Record

WELL NO: W-10	SAMPLE ID: W-10-2021-Q4	DATE: 10-5-21
TOTAL WELL LENGTH (feet) (A): 22.25	WATER TABLE DEPTH (feet) (B): 15.80	LENGTH OF WATER COLUMN (feet) (A-B): 6.45
CASING DIAMATER / MATL (inches): 2" / PVC	WELL SCREEN INTERVAL DEPTH: 18.5 feet to 23.5 feet	CALCULATED SYSTEM VOLUME: 1.05

PURGING DATA

	TUBING DIAMETER (inches): 1/4"		PURGE PUMP TYPE OR BAILER: PERISTALTIC
INITIAL PUMP OR TUBING DEPTH IN WELL (feet): 20.5	FINAL PUMP OR TUBING DEPTH IN WELL (feet): 20.5	PURGING START TIME: 1249	PURGING END TIME: 1316	TOTAL VOLUME PURGED (~~gallons~~ LITERS): 3.30

TIME (24 HR)	CUMUL. VOLUME PURGED (~~gallons~~ LITERS)	PURGE RATE (~~gpm~~ mL PM)	DEPTH TO WATER (feet)	ORP (mV)	pH (standard units)	TEMP. (°C)	SPEC. COND. (circle units) µmhos/cm or µS/cm	DISSOLVED OXYGEN (circle units) mg/L or % saturation	TURBIDITY (NTUs)	COLOR (describe)	ODOR (describe)
1251	INITIAL	180	16.45	78.03	6.27	25.96	424.41	2.06	3.90	CLEAR	NO
1256	0.90	120	16.72	106.24	6.16	24.43	422.96	0.42	2.35	"	"
1301	1.50	120	16.70	111.86	6.17	24.49	441.73	0.35	4.51	"	"
1306	2.10	120	16.70	116.91	6.19	24.18	517.14	0.32	6.77	"	"
1311	2.70	120	16.70	119.23	6.20	24.27	523.99	0.30	0.68	"	"
1316	3.30	120	16.70	115.75	6.22	24.40	527.64	0.27	0.87	"	"

WELL CAPACITY (Gallons Per Foot): **0.75"** = 0.02; **1"** = 0.04; **1.25"** = 0.06; **2"** = 0.16; **3"** = 0.37; **4"** = 0.65; **5"** = 1.02; **6"** = 1.47; **12"** = 5.88
TUBING INSIDE DIA. CAPACITY (Gal./Ft.): **1/8"** = 0.0006; **3/16"** = 0.0014; **1/4"** = 0.0026; **5/16"** = 0.004; **3/8"** = 0.006; **1/2"** = 0.010; **5/8"** = 0.016

PURGING EQUIPMENT CODES: **B** = Bailer; **BP** = Bladder Pump; **ESP** = Electric Submersible Pump; **PP** = Peristaltic Pump; **O** = Other (Specify)

*Parent Procedure, other procedures may reference this form in ETAPS. * Procedure # ROP-06-007

Electronically approved records are authenticated in the electronic document management system.
Information included in this material is proprietary and confidential and cannot be disclosed or used for any reason beyond the intended purpose without the prior written consent of Westinghouse Electric Company LLC.
© 2020 Westinghouse Electric Company LLC. All Rights Reserved.

SAMPLING DATA

WELL No:	SAMPLED BY (PRINT) / AFFILIATION:	
W-10	JAMES LEAHART / AECOM	
SAMPLER(S) SIGNATURE(S):	SAMPLING START TIME: 1319	SAMPLING END TIME: 1349
TUBING MATERIAL CODE: T	PUMP OR TUBING DEPTH IN WELL (feet): 20.5	DUPLICATE: Y (N)
FIELD DECONTAMINATION: PUMP Y (N)	TUBING (Y) N (replaced)	SAMPLE COLLECTION METHOD: PERISTALTIC

FIELD EQUIPMENT USED:	FIELD EQUIPMENT USED:	REMARKS:
MAKE: INSITU	MAKE: SOLINST	
MODEL: TROLL 600	MODEL: 107	
SERIAL NO: 808958	SERIAL NO: 56924	

MATERIAL CODES: **AG** = Amber Glass; **CG** = Clear Glass; **HDPE** = High Density Polyethylene; **LDPE** = Low Density Polyethylene; **PP** = Polypropylene; **S** = Silicone; **T** = Teflon; **O** = Other (Specify)

NOTES:
1. STABILIZATION CRITERIA FOR RANGE OF VARIATION OF LAST THREE CONSECUTIVE READINGS:
pH: + 1.0 units **Temperature**: + 3% **Specific Conductance**: + 3% **Dissolved Oxygen**: optionally, + 0.2 mg/L or + 10% (whichever is greater) **ORP**: + 10 mV
Turbidity: all readings < 20 NTU; optionally + 5 NTU or + 10% (whichever is greater)

SAMPLED? Y OR N	# of bottles	Size	Material	Preservative	Preservative Lot Number	Analysis	Preferred Lab
Y	1	250 ml	Plastic	H_2SO_4	206168	Ammonia	WEC Chem Lab
Y	1	250 ml	Plastic	N/A		~~Conductivity~~	WEC Chem Lab
						Fluoride[a]	
Y	1	250 ml	Plastic	N/A		Nitrate	Shealy
Y	3	50 ml	Glass vial	Vendor[b]		VOC	Shealy
N	2	250 ml	Glass-amber	N/A		SVOC	Shealy
Y	1	250 ml	Plastic	N/A		Tritium	GEL
Y	2	1 liter	Plastic	HNO_3	201942	GAMMA SPEC	
						Gross Alpha	GEL
						Gross Beta	
						Isotopic U (α Spec)	
						Isotopic U (ICP-MS)	
						Total U (ICP-MS)	
						Tc-99 (liquid scint)	

Notes: [a] Ensure there is no headspace in the bottle.
[b] Glass vials for VOC collection are acidified by the vendor supplying the vials.

Retain form in area for 1 year, in Records Room - 3 years and offsite - 57 years.

© 2020 Westinghouse Electric Company LLC.
All Rights Reserved.
Westinghouse Proprietary Class 2
PRINTED COPIES ARE UNCONTROLLED

Low Flow Groundwater Sample Collection Record

WELL NO: 11	SAMPLE ID: W-11-2021-Q4-[redacted]	DATE: 10/5/21
TOTAL WELL LENGTH (feet) (A): 27.25	WATER TABLE DEPTH (feet) (B): 18.3	LENGTH OF WATER COLUMN (feet) (A-B): 1.5
CASING DIAMATER / MATL (inches): 2"	WELL SCREEN INTERVAL DEPTH 25.5 feet to 28.5 feet	CALCULATED SYSTEM VOLUME 4.5

PURGING DATA

TUBING DIAMETER (inches): 1/4			PURGE PUMP TYPE OR BAILER: Peristaltic
INITIAL PUMP OR TUBING DEPTH IN WELL (feet): 27.0	FINAL PUMP OR TUBING DEPTH IN WELL (feet): 27.0	PURGING START TIME: 1018	PURGING END TIME: 1039 / TOTAL VOLUME PURGED (gallons): 1.7L

TIME (24 HR)	CUMUL. VOLUME PURGED (gallons)	PURGE RATE (gpm)	DEPTH TO WATER (feet)	ORP (mV)	pH (standard units)	TEMP. (°C)	SPEC. COND. (circle units) µmhos/cm or µS/cm	DISSOLVED OXYGEN (circle units) mg/L or % saturation	TURBIDITY (NTUs)	COLOR (describe)	ODOR (describe)
1018	0	100	18.82	-48.90	5.91	30.04	439.14	3.81	19.8	CLEAR	NONE
1023	0.5	100	19.52	-30.81	5.68	23.6	281.61	0.466	5.28	CLEAR	NONE
1028	0.9	90	20.07	-19.21	5.74	23.2	279.8	0.510	4.85	CLEAR	NONE
1033	1.3	90	20.62	-14.41	5.73	23.0	273.68	0.376	6.7	CLEAR	NONE
1038	1.7	90	21.25	-11.45	5.74	23.1	271.74	0.332	5.8	CLEAR	NONE

WELL CAPACITY (Gallons Per Foot): **0.75"** = 0.02; **1"** = 0.04; **1.25"** = 0.06; **2"** = 0.16; **3"** = 0.37; **4"** = 0.65; **5"** = 1.02; **6"** = 1.47; **12"** = 5.88
TUBING INSIDE DIA. CAPACITY (Gal./Ft.): **1/8"** = 0.0006; **3/16"** = 0.0014; **1/4"** = 0.0026; **5/16"** = 0.004; **3/8"** = 0.006; **1/2"** = 0.010; **5/8"** = 0.016

PURGING EQUIPMENT CODES: **B** = Bailer; **BP** = Bladder Pump; **ESP** = Electric Submersible Pump; **PP** = Peristaltic Pump; **O** = Other (Specify)

*Parent Procedure, other procedures may reference this form in ETAPS. * Procedure # ROP-06-007

Electronically approved records are authenticated in the electronic document management system.

Information included in this material is proprietary and confidential and cannot be disclosed or used for any reason beyond the intended purpose without the prior written consent of Westinghouse Electric Company LLC.
© 2020 Westinghouse Electric Company LLC.
All Rights Reserved.

Westinghouse Proprietary Class 2
PRINTED COPIES ARE UNCONTROLLED

SAMPLING DATA

WELL No:	SAMPLED BY (PRINT) / AFFILIATION:		
11	R. Crews		
SAMPLER(S) SIGNATURE(S):		SAMPLING START TIME: 1045	SAMPLING END TIME: 1121
TUBING MATERIAL CODE:	PUMP OR TUBING DEPTH IN WELL (feet):	DUPLICATE: Y (N)	
FIELD DECONTAMINATION: PUMP Y (N)	TUBING (Y) N (replaced)	SAMPLE COLLECTION METHOD: Low Flow	

FIELD EQUIPMENT USED:	FIELD EQUIPMENT USED:	REMARKS:
MAKE:	MAKE:	
MODEL:	MODEL:	
SERIAL NO:	SERIAL NO:	

MATERIAL CODES: **AG** = Amber Glass; **CG** = Clear Glass; **HDPE** = High Density Polyethylene; **LDPE** = Low Density Polyethylene; **PP** = Polypropylene; **S** = Silicone; **T** = Teflon; **O** = Other (Specify)

NOTES:
1. STABILIZATION CRITERIA FOR RANGE OF VARIATION OF LAST THREE CONSECUTIVE READINGS:
pH: + 1.0 units **Temperature**: + 3% **Specific Conductance**: + 3% **Dissolved Oxygen**: optionally, + 0.2 mg/L or + 10% (whichever is greater) **ORP**: + 10 mV
Turbidity: all readings < 20 NTU; optionally + 5 NTU or + 10% (whichever is greater)

SAMPLED? Y OR N	# of bottles	Size	Material	Preservative	Preservative Lot Number	Analysis	Preferred Lab
Y	1	250 ml	Plastic	H_2SO_4	206168	Ammonia	WEC Chem Lab
Y	1	250 ml	Plastic	N/A		Conductivity[a]	WEC Chem Lab
						Fluoride[a]	
Y	1	250 ml	Plastic	N/A		Nitrate	Shealy
Y	3	50 ml	Glass vial	Vendor[b]		VOC	Shealy
N	2	250 ml	Glass-amber	N/A		SVOC	Shealy
N	1	250 ml	Plastic	N/A		Tritium	GEL
Y	2	1 liter	Plastic	HNO_3	201942	GAMMA	GEL
						Gross Alpha	GEL
						Gross Beta	
						Isotopic U (α Spec)	
						Isotopic U (ICP-MS)	
						Total U (ICP-MS)	
						Tc-99 (liquid scint)	

Notes: [a] Ensure there is no headspace in the bottle.
[b] Glass vials for VOC collection are acidified by the vendor supplying the vials.

Retain form in area for 1 year, in Records Room - 3 years and offsite - 57 years.

© 2020 Westinghouse Electric Company LLC.
All Rights Reserved.

Westinghouse Proprietary Class 2
PRINTED COPIES ARE UNCONTROLLED

Low Flow Groundwater Sample Collection Record

WELL NO: W-13R	SAMPLE ID: W-1312-2021-Q4	DATE: 10-5-21
TOTAL WELL LENGTH (feet) (A): 20.28	WATER TABLE DEPTH (feet) (B): 12.13	LENGTH OF WATER COLUMN (feet) (A-B): 8.15
CASING DIAMATER / MATL (inches): 2" / PVC	WELL SCREEN INTERVAL DEPTH: 15 feet to 20 feet	CALCULATED SYSTEM VOLUME: 1.33

PURGING DATA

	TUBING DIAMETER (inches): 1/4"		PURGE PUMP TYPE OR BAILER: PERISTALTIC
INITIAL PUMP OR TUBING DEPTH IN WELL (feet): 17	FINAL PUMP OR TUBING DEPTH IN WELL (feet): 17	PURGING START TIME: 1004	PURGING END TIME: 1049	TOTAL VOLUME PURGED (~~gallons~~ LITERS): 4.25

TIME (24 HR)	CUMUL. VOLUME PURGED (~~gallons~~ LITERS)	PURGE RATE (~~gpm~~ mL Pm)	DEPTH TO WATER (feet)	ORP (mV)	pH (standard units)	TEMP. (°C)	SPEC. COND. (circle units) µmhos/cm or(µS/cm)	DISSOLVED OXYGEN (circle units) mg/L or % saturation	TURBIDITY (NTUs)	COLOR (describe)	ODOR (describe)
1009	INITIAL	150	12.25	84.93	6.05	24.61	564.30	1.13	43.01	CLEAR	NO
1014	0.75	100	12.25	107.29	6.28	24.16	746.76	0.72	287	CLOUDY	"
1019	1.25	100	12.13	108.19	6.35	24.36	769.40	0.68	129	"	"
1024	1.75	100	12.13	115.28	6.33	24.37	757.23	0.64	116	"	"
1029	2.25	100	12.13	117.84	6.35	24.32	772.54	0.62	90.62	"	"
1034	2.75	100	12.13	120.80	6.33	24.37	763.01	0.57	42.27	CLEAR	"
1039	3.25	100	12.13	121.11	6.35	24.40	768.16	0.61	20.62	"	"
1044	3.75	100	12.13	121.88	6.34	24.40	766.06	0.62	21.13	"	"
1049	4.25	100	12.13	123.73	6.33	24.43	764.73	0.60	23.44	"	"

WELL CAPACITY (Gallons Per Foot): **0.75"** = 0.02; **1"** = 0.04; **1.25"** = 0.06; **2"** = 0.16; **3"** = 0.37; **4"** = 0.65; **5"** = 1.02; **6"** = 1.47; **12"** = 5.88
TUBING INSIDE DIA. CAPACITY (Gal./Ft.): **1/8"** = 0.0006; **3/16"** = 0.0014; **1/4"** = 0.0026; **5/16"** = 0.004; **3/8"** = 0.006; **1/2"** = 0.010; **5/8"** = 0.016

PURGING EQUIPMENT CODES: **B** = Bailer; **BP** = Bladder Pump; **ESP** = Electric Submersible Pump; **PP** = Peristaltic Pump; **O** = Other (Specify)

*Parent Procedure, other procedures may reference this form in ETAPS. * Procedure # ROP-06-007

Electronically approved records are authenticated in the electronic document management system.

Information included in this material is proprietary and confidential and cannot be disclosed or used for any reason beyond the intended purpose without the prior written consent of Westinghouse Electric Company LLC.

© 2020 Westinghouse Electric Company LLC.
All Rights Reserved.

Westinghouse Proprietary Class 2
PRINTED COPIES ARE UNCONTROLLED

SAMPLING DATA

WELL No: W-13R	SAMPLED BY (PRINT) / AFFILIATION: JAMES LEADHART / AECOM		
SAMPLER(S) SIGNATURE(S): JLeadhart		SAMPLING START TIME: 1051	SAMPLING END TIME: 1125
TUBING MATERIAL CODE: T	PUMP OR TUBING DEPTH IN WELL (feet): 17	DUPLICATE: Y (N)	
FIELD DECONTAMINATION: PUMP Y (N) TUBING (Y) N (replaced)		SAMPLE COLLECTION METHOD: PERISTALTIC	

FIELD EQUIPMENT USED:	FIELD EQUIPMENT USED:	REMARKS:
MAKE: INSITU	MAKE: SOLINST	
MODEL: TROLL 600	MODEL: 107	
SERIAL NO: 808958	SERIAL NO: 56924	

MATERIAL CODES: **AG** = Amber Glass; **CG** = Clear Glass; **HDPE** = High Density Polyethylene; **LDPE** = Low Density Polyethylene; **PP** = Polypropylene; **S** = Silicone; **T** = Teflon; **O** = Other (Specify)

NOTES:
1. STABILIZATION CRITERIA FOR RANGE OF VARIATION OF LAST THREE CONSECUTIVE READINGS:
pH: + 1.0 units **Temperature**: + 3% **Specific Conductance**: + 3% **Dissolved Oxygen**: optionally, + 0.2 mg/L or + 10% (whichever is greater) **ORP**: + 10 mV
Turbidity: all readings < 20 NTU; optionally + 5 NTU or + 10% (whichever is greater)

SAMPLED? Y OR N	# of bottles	Size	Material	Preservative	Preservative Lot Number	Analysis	Preferred Lab
Y	1	250 ml	Plastic	H_2SO_4	206168	Ammonia	WEC Chem Lab
Y	1	250 ml	Plastic	N/A		~~Conductivity[a]~~	WEC Chem Lab
						Fluoride[a]	
Y	1	250 ml	Plastic	N/A		Nitrate	Shealy
Y	3	50 ml	Glass vial	Vendor[b]		VOC	Shealy
N	2	250 ml	Glass-amber	N/A		SVOC	Shealy
Y	1	250 ml	Plastic	N/A		Tritium	GEL
Y	2	1 liter	Plastic	HNO_3	201942	GAMMA SPEC	
						Gross Alpha	GEL
						Gross Beta	
						Isotopic U (α Spec)	
						Isotopic U (ICP-MS)	
						Total U (ICP-MS)	
						Tc-99 (liquid scint)	

Notes: [a] Ensure there is no headspace in the bottle.
[b] Glass vials for VOC collection are acidified by the vendor supplying the vials.

Retain form in area for 1 year, in Records Room - 3 years and offsite - 57 years.

© 2020 Westinghouse Electric Company LLC.
All Rights Reserved.

Westinghouse Proprietary Class 2
PRINTED COPIES ARE UNCONTROLLED

Low Flow Groundwater Sample Collection Record

WELL NO: W-14	SAMPLE ID: W-14-2021-Q4	DATE: 10-18-21
TOTAL WELL LENGTH (feet) (A): 30.50	WATER TABLE DEPTH (feet) (B): 16.83	LENGTH OF WATER COLUMN (feet) (A-B): 13.67
CASING DIAMATER / MATL (inches): 2" / PVC	WELL SCREEN INTERVAL DEPTH: 23.5 feet to 28.5 feet	CALCULATED SYSTEM VOLUME: 2.23

PURGING DATA

TUBING DIAMETER (inches): 1/4			PURGE PUMP TYPE OR BAILER: PERISTALTIC
INITIAL PUMP OR TUBING DEPTH IN WELL (feet): 27.5	FINAL PUMP OR TUBING DEPTH IN WELL (feet): 27.5	PURGING START TIME: 1300	PURGING END TIME: 1328	TOTAL VOLUME PURGED (~~gallons~~ LITERS): 3.5

TIME (24 HR)	CUMUL. VOLUME PURGED (gallons)	PURGE RATE (gpm)	DEPTH TO WATER (feet)	ORP (mV)	pH (standard units)	TEMP. (°C)	SPEC. COND. (circle units) µmhos/cm or µS/cm	DISSOLVED OXYGEN (circle units) mg/L or % saturation	TURBIDITY (NTUs)	COLOR (describe)	ODOR (describe)
1303	INITIAL	140	16.94	-11.17	6.13	23.05	556.48	5.64	2.74	CLEAR	NS
1308	0.70	140	16.94	-45.83	6.21	21.72	594.97	0.62	0.84	"	"
1313	1.40	140	16.94	-57.19	6.23	21.52	586.66	0.40	3.05	"	"
1318	2.10	140	16.94	-71.33	6.23	21.56	575.58	0.34	1.85	"	"
1323	2.80	140	16.94	-73.90	6.24	21.56	561.66	0.29	4.81	"	"
1328	3.50	140	16.94	-76.11	6.23	21.59	551.28	0.28	0.94	"	"

WELL CAPACITY (Gallons Per Foot): **0.75"** = 0.02; **1"** = 0.04; **1.25"** = 0.06; **2"** = 0.16; **3"** = 0.37; **4"** = 0.65; **5"** = 1.02; **6"** = 1.47; **12"** = 5.88
TUBING INSIDE DIA. CAPACITY (Gal./Ft.): **1/8"** = 0.0006; **3/16"** = 0.0014; **1/4"** = 0.0026; **5/16"** = 0.004; **3/8"** = 0.006; **1/2"** = 0.010; **5/8"** = 0.016

PURGING EQUIPMENT CODES: **B** = Bailer; **BP** = Bladder Pump; **ESP** = Electric Submersible Pump; **PP** = Peristaltic Pump; **O** = Other (Specify)

*Parent Procedure, other procedures may reference this form in ETAPS. * Procedure # ROP-06-007

Electronically approved records are authenticated in the electronic document management system.

Information included in this material is proprietary and confidential and cannot be disclosed or used for any reason beyond the intended purpose without the prior written consent of Westinghouse Electric Company LLC.

© 2021 Westinghouse Electric Company LLC.
All Rights Reserved.

Westinghouse Proprietary Class 2
PRINTED COPIES ARE UNCONTROLLED

SAMPLING DATA

WELL No:	SAMPLED BY (PRINT) / AFFILIATION:	
W-14	JAMES LEGHART / AECOM	
SAMPLER(S) SIGNATURE(S): J Leghart	SAMPLING START TIME: 1330	SAMPLING END TIME: 1352
TUBING MATERIAL CODE: T	PUMP OR TUBING DEPTH IN WELL (feet): 27.5	DUPLICATE: Y (N)
FIELD DECONTAMINATION: PUMP Y (N) TUBING (Y) N (replaced)		SAMPLE COLLECTION METHOD: PERISTALTIC

FIELD EQUIPMENT USED:	FIELD EQUIPMENT USED:	REMARKS:
MAKE: INSITU	MAKE: SOLINST	
MODEL: TROLL 600	MODEL: 107	
SERIAL NO: 808958	SERIAL NO: 56924	

MATERIAL CODES: **AG** = Amber Glass; **CG** = Clear Glass; **HDPE** = High Density Polyethylene; **LDPE** = Low Density Polyethylene; **PP** = Polypropylene; **S** = Silicone; **T** = Teflon; **O** = Other (Specify)

NOTES:
1. **STABILIZATION CRITERIA FOR RANGE OF VARIATION OF LAST THREE CONSECUTIVE READINGS:**
pH: + 1.0 units **Temperature:** + 3% **Specific Conductance:** + 3% **Dissolved Oxygen:** optionally, + 0.2 mg/L or + 10% (whichever is greater) **ORP:** + 10 mV
Turbidity: all readings < 20 NTU; optionally + 5 NTU or + 10% (whichever is greater)

SAMPLED? Y OR N	# of bottles	Size	Material	Preservative	Preservative Lot Number	Analysis	Preferred Lab
Y	1	250 ml	Plastic	H_2SO_4	206168	Ammonia	WEC Chem Lab
Y	1	250 ml	Plastic	N/A		~~Conductivity~~[a]	WEC Chem Lab
						Fluoride[a]	
Y	1	250 ml	Plastic	N/A		Nitrate	Shealy
Y	3	50 ml	Glass vial	Vendor[b]		VOC	Shealy
N	2	250 ml	Glass-amber	N/A		SVOC[d]	Shealy
N	1	250 ml	Plastic	N/A		Tritium[c]	GEL
Y	2	1 liter	Plastic	HNO_3	201942	Gamma Spec[c]	GEL
						Gross Alpha	GEL
						Gross Beta	
						Isotopic U (α Spec)	
						Isotopic U (ICP-MS)	
						Total U (ICP-MS)	
						Tc-99 (liquid scint)	

Notes: [a] Ensure there is no headspace in the bottle.
[b] Glass vials for VOC collection are acidified by the vendor supplying the vials.
[c] Tritium and Gamma Spec Analysis are only performed on Wells W-7, W-10, W-13, W-15, W-16, W-18, W-22, W-24, W-26, W-29, W-30, W-32, W-33, W-39, W-41, W-43, W-44, W-47, W-48, and W-RW2 per NPDES SC0001848 requirements.
[d] SVOC analysis is only performed on Wells W-26, W-41, W-48, and W-RW2 per NPDES SC0001848 requirements.

Retain form in area for 1 year, in Records Room - 3 years and offsite - 57 years.

© 2021 Westinghouse Electric Company LLC.
All Rights Reserved.

Westinghouse Proprietary Class 2
PRINTED COPIES ARE UNCONTROLLED

Low Flow Groundwater Sample Collection Record

WELL NO: W-15	SAMPLE ID: W-15-2021-Q4	DATE: 10-19-21
TOTAL WELL LENGTH (feet) (A): 21.85	WATER TABLE DEPTH (feet) (B): 12.15	LENGTH OF WATER COLUMN (feet) (A-B): 9.7
CASING DIAMATER / MATL (inches): 2" / PVC	WELL SCREEN INTERVAL DEPTH: 13.5 feet to 18.5 feet	CALCULATED SYSTEM VOLUME: 1.58

PURGING DATA

	TUBING DIAMETER (inches): 1/4		PURGE PUMP TYPE OR BAILER: PERISTALTIC
INITIAL PUMP OR TUBING DEPTH IN WELL (feet): 19	FINAL PUMP OR TUBING DEPTH IN WELL (feet): 19	PURGING START TIME: 1029	PURGING END TIME: 1051	TOTAL VOLUME PURGED ~~(gallons)~~ LITERS: 3.00

TIME (24 HR)	CUMUL. VOLUME PURGED ~~(gallons)~~ LITERS	PURGE RATE ~~(gpm)~~ mL/m	DEPTH TO WATER (feet)	ORP (mV)	pH (standard units)	TEMP. (°C)	SPEC. COND. (circle units) µmhos/cm or µS/cm	DISSOLVED OXYGEN (circle units) mg/L or % saturation	TURBIDITY (NTUs)	COLOR (describe)	ODOR (describe)
1031	INITIAL	150	12.36	151.42	5.78	20.34	456.45	4.51	0	CLEAR	NO
1036	0.75	150	12.40	192.39	5.80	21.05	470.17	0.56	0	"	"
1041	1.50	150	12.40	189.68	5.98	21.03	548.04	0.41	0	"	"
1046	2.25	150	12.40	183.40	5.99	21.24	552.06	0.35	3.24	"	"
1051	3.00	150	12.40	182.22	5.99	21.35	555.96	0.28	0	"	"

WELL CAPACITY (Gallons Per Foot): **0.75"** = 0.02; **1"** = 0.04; **1.25"** = 0.06; **2"** = 0.16; **3"** = 0.37; **4"** = 0.65; **5"** = 1.02; **6"** = 1.47; **12"** = 5.88
TUBING INSIDE DIA. CAPACITY (Gal./Ft.): **1/8"** = 0.0006; **3/16"** = 0.0014; **1/4"** = 0.0026; **5/16"** = 0.004; **3/8"** = 0.006; **1/2"** = 0.010; **5/8"** = 0.016

PURGING EQUIPMENT CODES: B = Bailer; BP = Bladder Pump; ESP = Electric Submersible Pump; PP = Peristaltic Pump; O = Other (Specify)

*Parent Procedure, other procedures may reference this form in ETAPS. * Procedure # ROP-06-007

Electronically approved records are authenticated in the electronic document management system.
Information included in this material is proprietary and confidential and cannot be disclosed or used for any reason beyond the intended purpose without the prior written consent of Westinghouse Electric Company LLC.
© 2021 Westinghouse Electric Company LLC. All Rights Reserved.

Westinghouse Proprietary Class 2
PRINTED COPIES ARE UNCONTROLLED

SAMPLING DATA

WELL No:	SAMPLED BY (PRINT) / AFFILIATION:		
W-15	JAMES LEAPHART / AECOM		
SAMPLER(S) SIGNATURE(S): JLeaphart	SAMPLING START TIME: 1054	SAMPLING END TIME: 1117	
TUBING MATERIAL CODE: T	PUMP OR TUBING DEPTH IN WELL (feet): 19	DUPLICATE: Y (N)	
FIELD DECONTAMINATION: PUMP Y (N) TUBING (Y) N (replaced)	SAMPLE COLLECTION METHOD: PERISTALTIC		

FIELD EQUIPMENT USED:	FIELD EQUIPMENT USED:	REMARKS:
MAKE: INSITU	MAKE: SOLINST	
MODEL: TROLL 600	MODEL: 107	
SERIAL NO: 808958	SERIAL NO: 56924	

MATERIAL CODES: **AG** = Amber Glass; **CG** = Clear Glass; **HDPE** = High Density Polyethylene; **LDPE** = Low Density Polyethylene; **PP** = Polypropylene; **S** = Silicone; **T** = Teflon; **O** = Other (Specify)

NOTES:
1. STABILIZATION CRITERIA FOR RANGE OF VARIATION OF LAST THREE CONSECUTIVE READINGS:
pH: + 1.0 units **Temperature**: + 3% **Specific Conductance**: + 3% **Dissolved Oxygen**: optionally, + 0.2 mg/L or + 10% (whichever is greater) **ORP**: + 10 mV
Turbidity: all readings < 20 NTU; optionally + 5 NTU or + 10% (whichever is greater)

SAMPLED? Y OR N	# of bottles	Size	Material	Preservative	Preservative Lot Number	Analysis	Preferred Lab
Y	1	250 ml	Plastic	H_2SO_4	206168	Ammonia	WEC Chem Lab
Y	1	250 ml	Plastic	N/A		~~Conductivity~~[a]	WEC Chem Lab
						Fluoride[a]	
Y	1	250 ml	Plastic	N/A		Nitrate	Shealy
Y	3	50 ml	Glass vial	Vendor[b]		VOC	Shealy
N	2	250 ml	Glass-amber	N/A		SVOC[d]	Shealy
Y	1	250 ml	Plastic	N/A		Tritium[c]	GEL
Y	2	1 liter	Plastic	HNO_3	201942	Gamma Spec[c]	GEL
						Gross Alpha	GEL
						Gross Beta	
						Isotopic U (α Spec)	
						Isotopic U (ICP-MS)	
						Total U (ICP-MS)	
						Tc-99 (liquid scint)	

Notes: [a] Ensure there is no headspace in the bottle.
[b] Glass vials for VOC collection are acidified by the vendor supplying the vials.
[c] Tritium and Gamma Spec Analysis are only performed on Wells W-7, W-10, W-13, W-15, W-16, W-18, W-22, W-24, W-26, W-29, W-30, W-32, W-33, W-39, W-41, W-43, W-44, W-47, W-48, and W-RW2 per NPDES SC0001848 requirements.
[d] SVOC analysis is only performed on Wells W-26, W-41, W-48, and W-RW2 per NPDES SC0001848 requirements.

Retain form in area for 1 year, in Records Room - 3 years and offsite - 57 years.

© 2021 Westinghouse Electric Company LLC.
All Rights Reserved.

Westinghouse Proprietary Class 2
PRINTED COPIES ARE UNCONTROLLED

Low Flow Groundwater Sample Collection Record

WELL NO: D-16	SAMPLE ID: D-16-2021-Q4	DATE: Oct 19-21
TOTAL WELL LENGTH (feet) (A): 13.56	WATER TABLE DEPTH (feet) (B): 4.20	LENGTH OF WATER COLUMN (feet) (A-B): 9.36
CASING DIAMATER / MATL (inches): 2" / PVC	WELL SCREEN INTERVAL DEPTH: 15.5 feet to 18.5 feet ?	CALCULATED SYSTEM VOLUME: 1.53

PURGING DATA

	TUBING DIAMETER (inches): 1/4		PURGE PUMP TYPE OR BAILER: PERISTALTIC
INITIAL PUMP OR TUBING DEPTH IN WELL (feet): 11.0	FINAL PUMP OR TUBING DEPTH IN WELL (feet): 11.0	PURGING START TIME: 1133	PURGING END TIME: 1217 / TOTAL VOLUME PURGED (~~gallons~~ LITERS): 4.95

TIME (24 HR)	CUMUL. VOLUME PURGED (~~gallons~~ LITERS)	PURGE RATE (~~gpm~~ ML PM)	DEPTH TO WATER (feet)	ORP (mV)	pH (standard units)	TEMP. (°C)	SPEC. COND. (circle units) µmhos/cm or µS/cm	DISSOLVED OXYGEN (circle units) mg/L or % saturation	TURBIDITY (NTUs)	COLOR (describe)	ODOR (describe)
1137	INITIAL	180	4.20	107.78	6.51	21.46	433.92	7.18	1.53	CLEAR	NO
1142	0.90	150	6.20	110.61	6.51	21.64	434.78	0.47	3.91	"	"
1147	1.65	120	6.70	109.26	6.50	21.49	433.07	0.29	2.71	"	"
1152	2.25	120	6.88	24.96	6.34	21.37	412.27	0.24	13.27	"	"
1202	3.45	100	6.80	5.03	6.19	21.28	391.25	0.24	66.07	"	"
1207	3.95	100	6.78	5.79	6.17	21.25	387.20	0.24	0.20	"	"
1212	4.45	100	6.75	7.86	6.16	21.29	383.94	0.23	2.89	"	"
1217	4.95	100	6.73	9.60	6.16	21.30	379.97	0.22	3.53	"	"

WELL CAPACITY (Gallons Per Foot): **0.75"** = 0.02; **1"** = 0.04; **1.25"** = 0.06; **2"** = 0.16; **3"** = 0.37; **4"** = 0.65; **5"** = 1.02; **6"** = 1.47; **12"** = 5.88
TUBING INSIDE DIA. CAPACITY (Gal./Ft.): **1/8"** = 0.0006; **3/16"** = 0.0014; **1/4"** = 0.0026; **5/16"** = 0.004; **3/8"** = 0.006; **1/2"** = 0.010; **5/8"** = 0.016

PURGING EQUIPMENT CODES: **B** = Bailer; **BP** = Bladder Pump; **ESP** = Electric Submersible Pump; **PP** = Peristaltic Pump; **O** = Other (Specify)

*Parent Procedure, other procedures may reference this form in ETAPS. | * Procedure # ROP-06-007

Electronically approved records are authenticated in the electronic document management system.

Information included in this material is proprietary and confidential and cannot be disclosed or used for any reason beyond the intended purpose without the prior written consent of Westinghouse Electric Company LLC.

© 2021 Westinghouse Electric Company LLC.
All Rights Reserved.

Westinghouse Proprietary Class 2
PRINTED COPIES ARE UNCONTROLLED

SAMPLING DATA

WELL No:	SAMPLED BY (PRINT) / AFFILIATION:		
W-16	James Leaphart / AECOM		
SAMPLER(S) SIGNATURE(S): JLeaphart	SAMPLING START TIME: 1218	SAMPLING END TIME: 1238	
TUBING MATERIAL CODE: T	PUMP OR TUBING DEPTH IN WELL (feet): 11.0	DUPLICATE: Y (N)	
FIELD DECONTAMINATION: PUMP Y (N) TUBING (Y) N (replaced)	SAMPLE COLLECTION METHOD:		

FIELD EQUIPMENT USED:	FIELD EQUIPMENT USED:	REMARKS:
MAKE: INSITU	MAKE: SOLINST	
MODEL: TROLL 600	MODEL: 107	
SERIAL NO: 808958	SERIAL NO: 56924	

MATERIAL CODES: **AG** = Amber Glass; **CG** = Clear Glass; **HDPE** = High Density Polyethylene; **LDPE** = Low Density Polyethylene; **PP** = Polypropylene; **S** = Silicone; **T** = Teflon; **O** = Other (Specify)

NOTES:
1. STABILIZATION CRITERIA FOR RANGE OF VARIATION OF LAST THREE CONSECUTIVE READINGS:
pH: + 1.0 units **Temperature**: + 3% **Specific Conductance**: + 3% **Dissolved Oxygen**: optionally, + 0.2 mg/L or + 10% (whichever is greater) **ORP**: + 10 mV
Turbidity: all readings < 20 NTU; optionally + 5 NTU or + 10% (whichever is greater)

SAMPLED? Y OR N	# of bottles	Size	Material	Preservative	Preservative Lot Number	Analysis	Preferred Lab
Y	1	250 ml	Plastic	H_2SO_4	20668	Ammonia	WEC Chem Lab
Y	1	250 ml	Plastic	N/A		~~Conductivity~~[a]	WEC Chem Lab
						Fluoride[a]	
Y	1	250 ml	Plastic	N/A		Nitrate	Shealy
Y	3	50 ml	Glass vial	Vendor[b]		VOC	Shealy
N	2	250 ml	Glass-amber	N/A		SVOC[d]	Shealy
Y	1	250 ml	Plastic	N/A		Tritium[c]	GEL
Y	2	1 liter	Plastic	HNO_3	201942	Gamma Spec[c]	GEL
						Gross Alpha	GEL
						Gross Beta	
						Isotopic U (α Spec)	
						Isotopic U (ICP-MS)	
						Total U (ICP-MS)	
						Tc-99 (liquid scint)	

Notes: [a] Ensure there is no headspace in the bottle.
[b] Glass vials for VOC collection are acidified by the vendor supplying the vials.
[c] Tritium and Gamma Spec Analysis are only performed on Wells W-7, W-10, W-13, W-15, W-16, W-18, W-22, W-24, W-26, W-29, W-30, W-32, W-33, W-39, W-41, W-43, W-44, W-47, W-48, and W-RW2 per NPDES SC0001848 requirements.
[d] SVOC analysis is only performed on Wells W-26, W-41, W-48, and W-RW2 per NPDES SC0001848 requirements.

Retain form in area for 1 year, in Records Room - 3 years and offsite - 57 years.

© 2021 Westinghouse Electric Company LLC.
All Rights Reserved.
Westinghouse Proprietary Class 2
PRINTED COPIES ARE UNCONTROLLED

Low Flow Groundwater Sample Collection Record

WELL NO: 17	SAMPLE ID: W-17-2021-Q4	DATE: 10/12/21
TOTAL WELL LENGTH (feet) (A): 29.60	WATER TABLE DEPTH (feet) (B): 14.1	LENGTH OF WATER COLUMN (feet) (A-B): 15.5
CASING DIAMATER / MATL (inches): 2"	WELL SCREEN INTERVAL DEPTH: 23.5 feet to 28.0 feet	CALCULATED SYSTEM VOLUME: 2.5

PURGING DATA

	TUBING DIAMETER (inches): 1/4		PURGE PUMP TYPE OR BAILER: peristaltic
INITIAL PUMP OR TUBING DEPTH IN WELL (feet): 25.5	FINAL PUMP OR TUBING DEPTH IN WELL (feet): 25.5	PURGING START TIME: 1210	PURGING END TIME: 1254	TOTAL VOLUME PURGED (~~gallons~~): 6.6

TIME (24 HR)	CUMUL. VOLUME PURGED (gallons)	PURGE RATE (gpm)	DEPTH TO WATER (feet)	ORP (mV)	pH (standard units)	TEMP. (°C)	SPEC. COND. (circle units) µmhos/cm or µS/cm	DISSOLVED OXYGEN (circle units) mg/L or % saturation	TURBIDITY (NTUs)	COLOR (describe)	ODOR (describe)
1214	0	180	14.25	-71.07	6.60	26.5	357.13	3.466	1.2	CLEAR	NONE
1219	0.9	180	14.3	-84.19	6.68	22.5	538.2	1.240	1.3	CLEAR	NONE
1224	1.8	180	14.31	-84.73	6.61	22.5	495.31	1.121	7.5	CLEAR	NONE
1229	2.6	160	14.32	-84.06	6.57	22.4	483.37	0.508	6.2	CLEAR	NONE
1234	3.4	160	1432	-84.08	6.57	22.5	477.75	0.240	8.2	CLEAR	NONE
1239	4.2	160	14.32	-84.47	6.50	22.7	453.69	0.253	12.8	CLEAR	NONE
1244	5.0	160	14.32	-83.79	6.47	22.7	442.40	0.270	7.8	CLEAR	NONE
1249	5.8	160	14.32	-83.32	6.44	22.7	434.30	0.268	18.7	CLEAR	NONE
1254	6.6	160	14.32	-82.63	6.48	22.5	432.94	0.276	4.2	CLEAR	NONE

WELL CAPACITY (Gallons Per Foot): **0.75"** = 0.02; **1"** = 0.04; **1.25"** = 0.06; **2"** = 0.16; **3"** = 0.37; **4"** = 0.65; **5"** = 1.02; **6"** = 1.47; **12"** = 5.88
TUBING INSIDE DIA. CAPACITY (Gal./Ft.): **1/8"** = 0.0006; **3/16"** = 0.0014; **1/4"** = 0.0026; **5/16"** = 0.004; **3/8"** = 0.006; **1/2"** = 0.010; **5/8"** = 0.016
PURGING EQUIPMENT CODES: **B** = Bailer; **BP** = Bladder Pump; **ESP** = Electric Submersible Pump; **PP** = Peristaltic Pump; **O** = Other (Specify)

*Parent Procedure, other procedures may reference this form in ETAPS. * Procedure # ROP-06-007

Electronically approved records are authenticated in the electronic document management system.
Information included in this material is proprietary and confidential and cannot be disclosed or used for any reason beyond the intended purpose without the prior written consent of Westinghouse Electric Company LLC.
Westinghouse Electric Company LLC.
Reserved.

Westinghouse Proprietary Class 2
PRINTED COPIES ARE UNCONTROLLED

SAMPLING DATA

WELL No: 17	SAMPLED BY (PRINT) / AFFILIATION: R. Crews		
SAMPLER(S) SIGNATURE(S): RCrews		SAMPLING START TIME: 1258	SAMPLING END TIME: 1355
TUBING MATERIAL CODE:	PUMP OR TUBING DEPTH IN WELL (feet): 25.5	DUPLICATE: Y (N)	
FIELD DECONTAMINATION: PUMP Y (N)	TUBING (Y) N (replaced)	SAMPLE COLLECTION METHOD: Low Flow	

FIELD EQUIPMENT USED:	FIELD EQUIPMENT USED:	REMARKS:
MAKE:	MAKE:	
MODEL:	MODEL:	
SERIAL NO:	SERIAL NO:	

MATERIAL CODES: **AG** = Amber Glass; **CG** = Clear Glass; **HDPE** = High Density Polyethylene; **LDPE** = Low Density Polyethylene; **PP** = Polypropylene; **S** = Silicone; **T** = Teflon; **O** = Other (Specify)

NOTES:
1. STABILIZATION CRITERIA FOR RANGE OF VARIATION OF LAST THREE CONSECUTIVE READINGS:
pH: + 1.0 units **Temperature**: + 3% **Specific Conductance**: + 3% **Dissolved Oxygen**: optionally, + 0.2 mg/L or + 10% (whichever is greater) **ORP**: + 10 mV
Turbidity: all readings < 20 NTU; optionally + 5 NTU or + 10% (whichever is greater)

SAMPLED? Y OR N	# of bottles	Size	Material	Preservative	Preservative Lot Number	Analysis	Preferred Lab
Y	1	250 ml	Plastic	H_2SO_4	206168	Ammonia	WEC Chem Lab
Y	1	250 ml	Plastic	N/A		Conductivity[a]	WEC Chem Lab
						Fluoride[a]	
Y	1	250 ml	Plastic	N/A		Nitrate	Shealy
Y	3	50 ml	Glass vial	Vendor[b]		VOC	Shealy
N	2	250 ml	Glass-amber	N/A		SVOC[d]	Shealy
N	1	250 ml	Plastic	N/A		Tritium[c]	GEL
Y	2	1 liter	Plastic	HNO_3	201942	Gamma Spec[c]	GEL
						Gross Alpha	GEL
						Gross Beta	
						Isotopic U (α Spec)	
						Isotopic U (ICP-MS)	
						Total U (ICP-MS)	
						Tc-99 (liquid scint)	

Notes: [a] Ensure there is no headspace in the bottle.
[b] Glass vials for VOC collection are acidified by the vendor supplying the vials.
[c] Tritium and Gamma Spec Analysis are only performed on Wells W-7, W-10, W-13, W-15, W-16, W-18, W-22, W-24, W-26, W-29, W-30, W-32, W-33, W-39, W-41, W-43, W-44, W-47, W-48, and W-RW2 per NPDES SC0001848 requirements.
[d] SVOC analysis is only performed on Wells W-26, W-41, W-48, and W-RW2 per NPDES SC0001848 requirements.

Retain form in area for 1 year, in Records Room - 3 years and offsite - 57 years.

© 2021 Westinghouse Electric Company LLC.
All Rights Reserved.
Westinghouse Proprietary Class 2
PRINTED COPIES ARE UNCONTROLLED

Low Flow Groundwater Sample Collection Record

WELL NO: W-18R	SAMPLE ID: W-18R-2021-Q4	DATE: 10-8-21
TOTAL WELL LENGTH (feet) (A): ~~27.30~~ 27.28 (JL)	WATER TABLE DEPTH (feet) (B): 11.49	LENGTH OF WATER COLUMN (feet) (A-B): 15.81
CASING DIAMATER / MATL (inches): 2" / PVC	WELL SCREEN INTERVAL DEPTH: 12.5 feet to 17.5 feet	CALCULATED SYSTEM VOLUME: 2.58

PURGING DATA

	TUBING DIAMETER (inches): 1/4			PURGE PUMP TYPE OR BAILER: PERISTALTIC
INITIAL PUMP OR TUBING DEPTH IN WELL (feet): 25.30	FINAL PUMP OR TUBING DEPTH IN WELL (feet): 25.30	PURGING START TIME: 1117	PURGING END TIME: 1149	TOTAL VOLUME PURGED (~~gallons~~ Liters): 3.25 Liters

TIME (24 HR)	CUMUL. VOLUME PURGED (~~gallons~~ Liters)	PURGE RATE (~~gpm~~ mL Per Min)	DEPTH TO WATER (feet)	ORP (mV)	pH (standard units)	TEMP. (°C)	SPEC. COND. (circle units) µmhos/cm or µS/cm	DISSOLVED OXYGEN (circle units) mg/L or % saturation	TURBIDITY (NTUs)	COLOR (describe)	ODOR (describe)
1119	INITIAL	150	12.11	119.44	7.25	23.34	4516.54	1.89	1.01	CLEAR	NO
1124	0.75	100	13.20	112.82	7.28	22.90	4068.89	0.46	1.69	"	"
1129	1.25	100	13.44	111.67	7.28	23.41	4295.00	0.47	4.49	"	"
1134	1.75	100	13.60	109.50	7.33	23.41	4413.31	0.36	0.30	"	"
1139	2.25	100	13.70	107.60	7.37	23.39	4557.89	0.35	0.79	"	"
1144	2.75	100	13.81	105.60	7.41	23.30	4635.09	0.31	2.83	"	"
1149	3.25	100	13.87	104.23	7.43	23.18	4703.98	0.30	0.28	"	"

WELL CAPACITY (Gallons Per Foot): **0.75"** = 0.02; **1"** = 0.04; **1.25"** = 0.06; **2"** = 0.16; **3"** = 0.37; **4"** = 0.65; **5"** = 1.02; **6"** = 1.47; **12"** = 5.88
TUBING INSIDE DIA. CAPACITY (Gal./Ft.): **1/8"** = 0.0006; **3/16"** = 0.0014; **1/4"** = 0.0026; **5/16"** = 0.004; **3/8"** = 0.006; **1/2"** = 0.010; **5/8"** = 0.016

PURGING EQUIPMENT CODES: **B** = Bailer; **BP** = Bladder Pump; **ESP** = Electric Submersible Pump; **PP** = Peristaltic Pump; **O** = Other (Specify)

*Parent Procedure, other procedures may reference this form in ETAPS. * Procedure # ROP-06-007

Electronically approved records are authenticated in the electronic document management system.
Information included in this material is proprietary and confidential and cannot be disclosed or used for any reason beyond the intended purpose without the prior written consent of Westinghouse Electric Company LLC.
© 2021 Westinghouse Electric Company LLC. All Rights Reserved.

Westinghouse Proprietary Class 2
PRINTED COPIES ARE UNCONTROLLED

SAMPLING DATA

WELL No:	SAMPLED BY (PRINT) / AFFILIATION:	
W-18R	James Leadhart / AECOM	
SAMPLER(S) SIGNATURE(S): JLeadhart	SAMPLING START TIME: 1150	SAMPLING END TIME: 1223
TUBING MATERIAL CODE: T	PUMP OR TUBING DEPTH IN WELL (feet): 25.30	DUPLICATE: Y (N)
FIELD DECONTAMINATION: PUMP Y (N) TUBING (Y) N (replaced)		SAMPLE COLLECTION METHOD: PERISTALTIC

FIELD EQUIPMENT USED:	FIELD EQUIPMENT USED:	REMARKS:
MAKE: INSITU	MAKE: SOLINST	
MODEL: TROLL 600	MODEL: 107	
SERIAL NO: 808958	SERIAL NO: 56924	

MATERIAL CODES: **AG** = Amber Glass; **CG** = Clear Glass; **HDPE** = High Density Polyethylene; **LDPE** = Low Density Polyethylene; **PP** = Polypropylene; **S** = Silicone; **T** = Teflon; **O** = Other (Specify)

NOTES:
1. STABILIZATION CRITERIA FOR RANGE OF VARIATION OF LAST THREE CONSECUTIVE READINGS:
pH: + 1.0 units **Temperature:** + 3% **Specific Conductance:** + 3% **Dissolved Oxygen:** optionally, + 0.2 mg/L or + 10% (whichever is greater) **ORP:** + 10 mV **Turbidity:** all readings < 20 NTU; optionally + 5 NTU or + 10% (whichever is greater)

SAMPLED? Y OR N	# of bottles	Size	Material	Preservative	Preservative Lot Number	Analysis	Preferred Lab
Y	1	250 ml	Plastic	H_2SO_4	266168	Ammonia	WEC Chem Lab
Y	1	250 ml	Plastic	N/A		~~Conductivity~~[a]	WEC Chem Lab
						Fluoride[a]	
Y	1	250 ml	Plastic	N/A		Nitrate	Shealy
Y	3	50 ml	Glass vial	Vendor[b]		VOC	Shealy
N	2	250 ml	Glass-amber	N/A		SVOC[d]	Shealy
Y	1	250 ml	Plastic	N/A		Tritium[c]	GEL
Y	2	1 liter	Plastic	HNO_3	201942	Gamma Spec[c]	GEL
						Gross Alpha	GEL
						Gross Beta	
						Isotopic U (α Spec)	
						Isotopic U (ICP-MS)	
						Total U (ICP-MS)	
						Tc-99 (liquid scint)	

Notes: [a] Ensure there is no headspace in the bottle.
[b] Glass vials for VOC collection are acidified by the vendor supplying the vials.
[c] Tritium and Gamma Spec Analysis are only performed on Wells W-7, W-10, W-13, W-15, W-16, W-18, W-22, W-24, W-26, W-29, W-30, W-32, W-33, W-39, W-41, W-43, W-44, W-47, W-48, and W-RW2 per NPDES SC0001848 requirements.
[d] SVOC analysis is only performed on Wells W-26, W-41, W-48, and W-RW2 per NPDES SC0001848 requirements.

Retain form in area for 1 year, in Records Room - 3 years and offsite - 57 years.

© 2021 Westinghouse Electric Company LLC.
All Rights Reserved.
Westinghouse Proprietary Class 2
PRINTED COPIES ARE UNCONTROLLED

Low Flow Groundwater Sample Collection Record

WELL NO: W-19B	SAMPLE ID: W-19B-2021-Q4	DATE: 10-20-21
TOTAL WELL LENGTH (feet) (A): 43.00	WATER TABLE DEPTH (feet) (B): 24.64	LENGTH OF WATER COLUMN (feet) (A-B): 18.36
CASING DIAMATER / MATL (inches): 4" / PVC	WELL SCREEN INTERVAL DEPTH: 30 feet to 40.5 feet	CALCULATED SYSTEM VOLUME: 11.93

PURGING DATA

	TUBING DIAMETER (inches): 1/4		PURGE PUMP TYPE OR BAILER: PERISTALTIC
INITIAL PUMP OR TUBING DEPTH IN WELL (feet): 40	FINAL PUMP OR TUBING DEPTH IN WELL (feet): 40	PURGING START TIME: 1323	PURGING END TIME: ~~1424~~ 1351 (JL) / TOTAL VOLUME PURGED (~~gallons~~ LITERS): 4.50

TIME (24 HR)	CUMUL. VOLUME PURGED (~~gallons~~ LITERS)	PURGE RATE (~~gpm~~ mL/m)	DEPTH TO WATER (feet)	ORP (mV)	pH (standard units)	TEMP. (°C)	SPEC. COND. (circle units) µmhos/cm or µS/cm	DISSOLVED OXYGEN (circle units) mg/L or % saturation	TURBIDITY (NTUs)	COLOR (describe)	ODOR (describe)
1326	INITIAL	180	24.69	176.29	5.46	21.39	78.14	5.86	6.05	CLEAR	NO
1331	0.90	180	24.70	232.31	5.41	19.54	78.43	4.71	1.87	"	"
1336	1.80	180	24.70	246.91	5.41	19.33	78.45	4.55	0.47	"	"
1341	2.70	180	24.70	281.18	5.39	19.52	79.73	4.44	0	"	"
1346	3.60	180	24.70	275.56	5.37	19.57	79.79	4.40	0	"	"
1351	4.50	180	24.70	272.09	5.35	19.65	79.85	4.38	0	"	"

WELL CAPACITY (Gallons Per Foot): **0.75"** = 0.02; **1"** = 0.04; **1.25"** = 0.06; **2"** = 0.16; **3"** = 0.37; **4"** = 0.65; **5"** = 1.02; **6"** = 1.47; **12"** = 5.88
TUBING INSIDE DIA. CAPACITY (Gal./Ft.): **1/8"** = 0.0006; **3/16"** = 0.0014; **1/4"** = 0.0026; **5/16"** = 0.004; **3/8"** = 0.006; **1/2"** = 0.010; **5/8"** = 0.016

PURGING EQUIPMENT CODES: **B** = Bailer; **BP** = Bladder Pump; **ESP** = Electric Submersible Pump; **PP** = Peristaltic Pump; **O** = Other (Specify)

*Parent Procedure, other procedures may reference this form in ETAPS. * Procedure # ROP-06-007

Electronically approved records are authenticated in the electronic document management system.

Information included in this material is proprietary and confidential and cannot be disclosed or used for any reason beyond the intended purpose without the prior written consent of Westinghouse Electric Company LLC.

© 2020 Westinghouse Electric Company LLC.
All Rights Reserved.

Westinghouse Proprietary Class 2
PRINTED COPIES ARE UNCONTROLLED

SAMPLING DATA

ELL No: W-193	SAMPLED BY (PRINT) / AFFILIATION: James Leadbetter / Arcadis		
SAMPLER(S) SIGNATURE(S):		SAMPLING START TIME: 1353	SAMPLING END TIME: 1424
TUBING MATERIAL CODE: T	PUMP OR TUBING DEPTH IN WELL (feet): 40	DUPLICATE: Y (N)	
FIELD DECONTAMINATION: PUMP Y (N) TUBING (Y) N (replaced)		SAMPLE COLLECTION METHOD: Peristaltic	

FIELD EQUIPMENT USED:	FIELD EQUIPMENT USED:	REMARKS:
MAKE: INSITU	MAKE: SOLINST	
MODEL: TROLL 600	MODEL: 107	
SERIAL NO: 808958	SERIAL NO: 56924	

MATERIAL CODES: **AG** = Amber Glass; **CG** = Clear Glass; **HDPE** = High Density Polyethylene; **LDPE** = Low Density Polyethylene; **PP** = Polypropylene; **S** = Silicone; **T** = Teflon; **O** = Other (Specify)

NOTES:
1. STABILIZATION CRITERIA FOR RANGE OF VARIATION OF LAST THREE CONSECUTIVE READINGS:
   pH: + 1.0 units **Temperature**: + 3% **Specific Conductance**: + 3% **Dissolved Oxygen**: optionally, + 0.2 mg/L or + 10% (whichever is greater) **ORP**: + 10 mV
   Turbidity: all readings < 20 NTU; optionally + 5 NTU or + 10% (whichever is greater)

SAMPLED? Y OR N	# of bottles	Size	Material	Preservative	Preservative Lot Number	Analysis	Preferred Lab
Y	1	250 ml	Plastic	H_2SO_4	206168	Ammonia	WEC Chem Lab
Y	1	250 ml	Plastic	N/A		Conductivity[a]	WEC Chem Lab
						Fluoride[a]	
Y	1	250 ml	Plastic	N/A		Nitrate	Shealy
Y	3	50 ml	Glass vial	Vendor[b]		VOC	Shealy
N	2	250 ml	Glass-amber	N/A		SVOC	Shealy
N	1	250 ml	Plastic	N/A		Tritium	GEL
Y	2	1 liter	Plastic	HNO_3	201942		
						Gross Alpha	GEL
						Gross Beta	
						Isotopic U (α Spec)	
						Isotopic U (ICP-MS)	
						Total U (ICP-MS)	
						Tc-99 (liquid scint)	

Notes: [a] Ensure there is no headspace in the bottle.
[b] Glass vials for VOC collection are acidified by the vendor supplying the vials.

Retain form in area for 1 year, in Records Room - 3 years and offsite - 57 years.

© 2020 Westinghouse Electric Company LLC.
All Rights Reserved.

Westinghouse Proprietary Class 2
PRINTED COPIES ARE UNCONTROLLED

Low Flow Groundwater Sample Collection Record

WELL NO: 20	SAMPLE ID: W-20-2021-Q4	DATE: 10/26/21
TOTAL WELL LENGTH (feet) (A): 18.5	WATER TABLE DEPTH (feet) (B): 9.03	LENGTH OF WATER COLUMN (feet) (A-B): 9.47
CASING DIAMATER / MATL (inches): 2"	WELL SCREEN INTERVAL DEPTH: 10.5 feet to 15.5 feet	CALCULATED SYSTEM VOLUME: 1.5

PURGING DATA

	TUBING DIAMETER (inches): 1/4		PURGE PUMP TYPE OR BAILER: PP

INITIAL PUMP OR TUBING DEPTH IN WELL (feet): 13.0	FINAL PUMP OR TUBING DEPTH IN WELL (feet): 13.0	PURGING START TIME: 1020	PURGING END TIME: 1101	TOTAL VOLUME PURGED (gallons): 7.1

TIME (24 HR)	CUMUL. VOLUME PURGED (gallons)	PURGE RATE (gpm)	DEPTH TO WATER (feet)	ORP (mV)	pH (standard units)	TEMP. (°C)	SPEC. COND. (circle units) µmhos/cm or µS/cm	DISSOLVED OXYGEN (circle units) mg/L or % saturation	TURBIDITY (NTUs)	COLOR (describe)	ODOR (describe)
1021	0	160	9.07	-144.65	5.68	16.9	0.06	9.687	12	CLEAR	NONE
1026	0.8	160	9.07	-77.81	5.54	19.4	138.67	0.678	3	CLEAR	NONE
1031	1.7	180	9.07	-60.75	5.47	19.3	136.50	0.611	0	CLEAR	NONE
1036	2.6	180	9.07	-51.35	5.45	19.4	136.23	0.579	0	CLEAR	NONE
1041	3.5	180	9.07	-43.84	5.42	19.4	135.87	0.770	0	CLEAR	NONE
1046	4.4	180	9.07	-40.51	5.46	19.4	135.46	0.617 mg/L 10/26/21	0	CLEAR	NONE
1051	5.3	180	9.05	-40.70	5.54	19.4	135.46	0.307	0	CLEAR	NONE
1056	6.2	180	9.05	-38.85	5.57	19.5	135.92	0.261	0	CLEAR	NONE
1101	7.1	180	9.05							CLEAR	NONE

WELL CAPACITY (Gallons Per Foot): **0.75"** = 0.02; **1"** = 0.04; **1.25"** = 0.06; **2"** = 0.16; **3"** = 0.37; **4"** = 0.65; **5"** = 1.02; **6"** = 1.47; **12"** = 5.88
TUBING INSIDE DIA. CAPACITY (Gal./Ft.): **1/8"** = 0.0006; **3/16"** = 0.0014; **1/4"** = 0.0026; **5/16"** = 0.004; **3/8"** = 0.006; **1/2"** = 0.010; **5/8"** = 0.016
PURGING EQUIPMENT CODES: **B** = Bailer; **BP** = Bladder Pump; **ESP** = Electric Submersible Pump; **PP** = Peristaltic Pump; **O** = Other (Specify)

*Parent Procedure, other procedures may reference this form in ETAPS. * Procedure # ROP-06-007

Electronically approved records are authenticated in the electronic document management system.
Information included in this material is proprietary and confidential and cannot be disclosed or used for any reason beyond the intended purpose without the prior written consent of Westinghouse Electric Company LLC.
© 2021 Westinghouse Electric Company LLC. All Rights Reserved.

Westinghouse Proprietary Class 2
PRINTED COPIES ARE UNCONTROLLED

SAMPLING DATA

WELL No: 20	SAMPLED BY (PRINT) / AFFILIATION: RANDY CREWS		
SAMPLER(S) SIGNATURE(S): RC		SAMPLING START TIME: 1103	SAMPLING END TIME: 1123
TUBING MATERIAL CODE: T	PUMP OR TUBING DEPTH IN WELL (feet):	DUPLICATE: Y (N)	
FIELD DECONTAMINATION: PUMP Y (N)	TUBING (Y) N (replaced)	SAMPLE COLLECTION METHOD: LOW FLOW	

FIELD EQUIPMENT USED:	FIELD EQUIPMENT USED:	REMARKS:
MAKE:	MAKE:	
MODEL:	MODEL:	
SERIAL NO:	SERIAL NO:	

MATERIAL CODES: AG = Amber Glass; CG = Clear Glass; HDPE = High Density Polyethylene; LDPE = Low Density Polyethylene; PP = Polypropylene; S = Silicone; T = Teflon; O = Other (Specify)

NOTES:
1. STABILIZATION CRITERIA FOR RANGE OF VARIATION OF LAST THREE CONSECUTIVE READINGS:
   pH: + 1.0 units **Temperature**: + 3% **Specific Conductance**: + 3% **Dissolved Oxygen**: optionally, + 0.2 mg/L or + 10% (whichever is greater) **ORP**: + 10 mV
   Turbidity: all readings < 20 NTU; optionally + 5 NTU or + 10% (whichever is greater)

SAMPLED? Y OR N	# of bottles	Size	Material	Preservative	Preservative Lot Number	Analysis	Preferred Lab
Y	1	250 ml	Plastic	H_2SO_4	2061168	Ammonia	WEC Chem Lab
Y	1	250 ml	Plastic	N/A		Conductivity[a]	WEC Chem Lab
						Fluoride[a]	
Y	1	250 ml	Plastic	N/A		Nitrate	Shealy
Y	3	50 ml	Glass vial	Vendor[b]		VOC	Shealy
N	2	250 ml	Glass-amber	N/A		SVOC[d]	Shealy
N	1	250 ml	Plastic	N/A		Tritium[c]	GEL
Y	2	1 liter	Plastic	HNO_3	207555	Gamma Spec[c]	GEL
						Gross Alpha	GEL
						Gross Beta	
						Isotopic U (α Spec)	
						Isotopic U (ICP-MS)	
						Total U (ICP-MS)	
						Tc-99 (liquid scint)	

Notes: [a] Ensure there is no headspace in the bottle.
[b] Glass vials for VOC collection are acidified by the vendor supplying the vials.
[c] Tritium and Gamma Spec Analysis are only performed on Wells W-7, W-10, W-13, W-15, W-16, W-18, W-22, W-24, W-26, W-29, W-30, W-32, W-33, W-39, W-41, W-43, W-44, W-47, W-48, and W-RW2 per NPDES SC0001848 requirements.
[d] SVOC analysis is only performed on Wells W-26, W-41, W-48, and W-RW2 per NPDES SC0001848 requirements.

Retain form in area for 1 year, in Records Room - 3 years and offsite - 57 years.

© 2021 Westinghouse Electric Company LLC.
All Rights Reserved.

Westinghouse Proprietary Class 2
PRINTED COPIES ARE UNCONTROLLED

Low Flow Groundwater Sample Collection Record

WELL NO: W-22	SAMPLE ID: W-22-2021-Q4	DATE: 10-8-21
TOTAL WELL LENGTH (feet) (A): 14.37	WATER TABLE DEPTH (feet) (B): 10.80	LENGTH OF WATER COLUMN (feet) (A-B): 4.07
CASING DIAMATER / MATL (inches): 2" / PVC	WELL SCREEN INTERVAL DEPTH: 13.4 feet to 17.8 feet	CALCULATED SYSTEM VOLUME: 0.66

PURGING DATA

	TUBING DIAMETER (inches): 1/4		PURGE PUMP TYPE OR BAILER: PERISTALTIC
INITIAL PUMP OR TUBING DEPTH IN WELL (feet): 14.8	FINAL PUMP OR TUBING DEPTH IN WELL (feet): 14.8	PURGING START TIME: ~~0859~~ 0912	PURGING END TIME: 0933	TOTAL VOLUME PURGED (~~gallons~~ Liters): 3.20

TIME (24 HR)	CUMUL. VOLUME PURGED ~~(gallons)~~ LITERS	PURGE RATE ~~(gpm)~~ ML PM	DEPTH TO WATER (feet)	ORP (mV)	pH (standard units)	TEMP. (°C)	SPEC. COND. (circle units) µmhos/cm or µS/cm	DISSOLVED OXYGEN (circle units) mg/L or % saturation	TURBIDITY (NTUs)	COLOR (describe)	ODOR (describe)
0913	INITIAL	160	10.95	163.39	6.29	24.52	182.05	5.05	0.28	CLEAR	NS
0918	0.80	160	11.03	227.46	5.60	24.73	1172.13	0.60	0.22	"	"
0923	1.60	160	11.07	222.46	5.59	24.65	1285.53	0.39	0.22	"	"
0928	2.40	160	11.07	224.01	5.60	24.61	1311.05	0.29	0.26	"	"
0933	3.20	160	11.08	225.01	5.61	24.59	1317.13	0.27	2.39	"	"

WELL CAPACITY (Gallons Per Foot): 0.75" = 0.02; 1" = 0.04; 1.25" = 0.06; 2" = 0.16; 3" = 0.37; 4" = 0.65; 5" = 1.02; 6" = 1.47; 12" = 5.88
TUBING INSIDE DIA. CAPACITY (Gal./Ft.): 1/8" = 0.0006; 3/16" = 0.0014; 1/4" = 0.0026; 5/16" = 0.004; 3/8" = 0.006; 1/2" = 0.010; 5/8" = 0.016

PURGING EQUIPMENT CODES: B = Bailer; BP = Bladder Pump; ESP = Electric Submersible Pump; PP = Peristaltic Pump; O = Other (Specify)

*Parent Procedure, other procedures may reference this form in ETAPS. * Procedure # ROP-06-007

Electronically approved records are authenticated in the electronic document management system.

Information included in this material is proprietary and confidential and cannot be disclosed or used for any reason beyond the intended purpose without the prior written consent of Westinghouse Electric Company LLC.

© 2021 Westinghouse Electric Company LLC.
All Rights Reserved.

Westinghouse Proprietary Class 2
PRINTED COPIES ARE UNCONTROLLED

SAMPLING DATA

WELL No: W-22	SAMPLED BY (PRINT) / AFFILIATION: James Leathart / AECOM		
SAMPLER(S) SIGNATURE(S): JLeathart		SAMPLING START TIME: 0934	SAMPLING END TIME: 1001
TUBING MATERIAL CODE: T	PUMP OR TUBING DEPTH IN WELL (feet): 14.8		DUPLICATE: Y (N)
FIELD DECONTAMINATION: PUMP Y (N)	TUBING (Y) N (replaced)		SAMPLE COLLECTION METHOD: Peristaltic

FIELD EQUIPMENT USED:	FIELD EQUIPMENT USED:	REMARKS:
MAKE: INSITU	MAKE: SOLINST	
MODEL: TROLL 600	MODEL: 107	
SERIAL NO: 808958	SERIAL NO: 56924	

MATERIAL CODES: AG = Amber Glass; S = Silicone; CG = Clear Glass; T = Teflon; HDPE = High Density Polyethylene; O = Other (Specify); LDPE = Low Density Polyethylene; PP = Polypropylene;

NOTES:
1. **STABILIZATION CRITERIA FOR RANGE OF VARIATION OF LAST THREE CONSECUTIVE READINGS:**
pH: + 1.0 units **Temperature:** + 3% **Specific Conductance:** + 3% **Dissolved Oxygen:** optionally, + 0.2 mg/L or + 10% (whichever is greater) **ORP:** + 10 mV
Turbidity: all readings < 20 NTU; optionally + 5 NTU or + 10% (whichever is greater)

SAMPLED? Y OR N	# of bottles	Size	Material	Preservative	Preservative Lot Number	Analysis	Preferred Lab
Y	1	250 ml	Plastic	H_2SO_4	206168	Ammonia	WEC Chem Lab
Y	1	250 ml	Plastic	N/A		~~Conductivity[a]~~	WEC Chem Lab
						Fluoride[a]	
Y	1	250 ml	Plastic	N/A		Nitrate	Shealy
Y	3	50 ml	Glass vial	Vendor[b]		VOC	Shealy
N	2	250 ml	Glass-amber	N/A		SVOC[d]	Shealy
Y	1	250 ml	Plastic	N/A		Tritium[c]	GEL
Y	2	1 liter	Plastic	HNO_3	201942	Gamma Spec[c]	GEL
						Gross Alpha	GEL
						Gross Beta	
						Isotopic U (α Spec)	
						Isotopic U (ICP-MS)	
						Total U (ICP-MS)	
						Tc-99 (liquid scint)	

Notes: [a] Ensure there is no headspace in the bottle.
[b] Glass vials for VOC collection are acidified by the vendor supplying the vials.
[c] Tritium and Gamma Spec Analysis are only performed on Wells W-7, W-10, W-13, W-15, W-16, W-18, W-22, W-24, W-26, W-29, W-30, W-32, W-33, W-39, W-41, W-43, W-44, W-47, W-48, and W-RW2 per NPDES SC0001848 requirements.
[d] SVOC analysis is only performed on Wells W-26, W-41, W-48, and W-RW2 per NPDES SC0001848 requirements.

Retain form in area for 1 year, in Records Room - 3 years and offsite - 57 years.

© 2021 Westinghouse Electric Company LLC.
All Rights Reserved.
Westinghouse Proprietary Class 2
PRINTED COPIES ARE UNCONTROLLED

Low Flow Groundwater Sample Collection Record

WELL NO: L-23R	SAMPLE ID: L-23R-2021-Q4	DATE: 10-18-21
TOTAL WELL LENGTH (feet) (A): 23.95	WATER TABLE DEPTH (feet) (B): 18.69	LENGTH OF WATER COLUMN (feet) (A-B): 5.26
CASING DIAMATER / MATL (inches): 2" / PVC	WELL SCREEN INTERVAL DEPTH: 15.5 feet to feet	CALCULATED SYSTEM VOLUME: 0.86

PURGING DATA

	TUBING DIAMETER (inches): 1/4		PURGE PUMP TYPE OR BAILER: P
INITIAL PUMP OR TUBING DEPTH IN WELL (feet): 20.95	FINAL PUMP OR TUBING DEPTH IN WELL (feet): 20.95	PURGING START TIME: 1006	PURGING END TIME: 1028	TOTAL VOLUME PURGED (~~gallons~~ LITERS): 4.40

TIME (24 HR)	CUMUL. VOLUME PURGED (~~gallons~~ LITERS)	PURGE RATE (~~gpm~~ mL PM)	DEPTH TO WATER (feet)	ORP (mV)	pH (standard units)	TEMP. (°C)	SPEC COND. (circle units) µmhos/cm or µS/cm	DISSOLVED OXYGEN (circle units) mg/L or % saturation	TURBIDITY (NTUs)	COLOR (describe)	ODOR (describe)
1008	INITIAL	220	18.88	138.85	5.35	20.09	0	9.17	1.01	CLEAR	NO
1013	1.10	220	18.88	272.03	4.76	18.54	49.41	4.16	0	"	"
1018	2.20	220	18.88	285.48	4.80	18.54	51.58	4.19	0	"	"
1023	3.30	220	18.88	283.94	4.89	18.59	52.96	4.21	0	"	"
1028	4.40	220	18.88	284.23	4.92	18.63	56.20	4.15	0	"	"

WELL CAPACITY (Gallons Per Foot): **0.75"** = 0.02; **1"** = 0.04; **1.25"** = 0.06; **2"** = 0.16; **3"** = 0.37; **4"** = 0.65; **5"** = 1.02; **6"** = 1.47; **12"** = 5.88
TUBING INSIDE DIA. CAPACITY (Gal./Ft.): **1/8"** = 0.0006; **3/16"** = 0.0014; **1/4"** = 0.0026; **5/16"** = 0.004; **3/8"** = 0.006; **1/2"** = 0.010; **5/8"** = 0.016

PURGING EQUIPMENT CODES: **B** = Bailer; **BP** = Bladder Pump; **ESP** = Electric Submersible Pump; **PP** = Peristaltic Pump; **O** = Other (Specify)

*Parent Procedure, other procedures may reference this form in ETAPS. * Procedure # ROP-06-007

Electronically approved records are authenticated in the electronic document management system.

Information included in this material is proprietary and confidential and cannot be disclosed or used for any reason beyond the intended purpose without the prior written consent of Westinghouse Electric Company LLC.

© 2021 Westinghouse Electric Company LLC.
All Rights Reserved.

Westinghouse Proprietary Class 2
PRINTED COPIES ARE UNCONTROLLED

SAMPLING DATA

WELL No: W-23R	SAMPLED BY (PRINT) / AFFILIATION: James Leaphart / AECOM		
SAMPLER(S) SIGNATURE(S): JLeaphart		SAMPLING START TIME: 1029	SAMPLING END TIME: 1048
TUBING MATERIAL CODE: T	PUMP OR TUBING DEPTH IN WELL (feet): 20.95	DUPLICATE: Y (N)	
FIELD DECONTAMINATION: PUMP Y (N) TUBING (Y) N (replaced)		SAMPLE COLLECTION METHOD: Peristaltic	

FIELD EQUIPMENT USED:	FIELD EQUIPMENT USED:	REMARKS:
MAKE: INSITU	MAKE: SOLINST	
MODEL: TROLL 600	MODEL: 107	
SERIAL NO: 808958	SERIAL NO: 56924	

MATERIAL CODES: AG = Amber Glass; CG = Clear Glass; HDPE = High Density Polyethylene; LDPE = Low Density Polyethylene; PP = Polypropylene; S = Silicone; T = Teflon; O = Other (Specify)

NOTES:
1. STABILIZATION CRITERIA FOR RANGE OF VARIATION OF LAST THREE CONSECUTIVE READINGS:
pH: + 1.0 units Temperature: + 3% Specific Conductance: + 3% Dissolved Oxygen: optionally, + 0.2 mg/L or + 10% (whichever is greater) ORP: + 10 mV
Turbidity: all readings < 20 NTU; optionally + 5 NTU or + 10% (whichever is greater)

SAMPLED? Y OR N	# of bottles	Size	Material	Preservative	Preservative Lot Number	Analysis	Preferred Lab
Y	1	250 ml	Plastic	H_2SO_4	206168	Ammonia	WEC Chem Lab
Y	1	250 ml	Plastic	N/A		~~Conductivity~~[a]	WEC Chem Lab
						Fluoride[a]	
Y	1	250 ml	Plastic	N/A		Nitrate	Shealy
Y	3	50 ml	Glass vial	Vendor[b]		VOC	Shealy
N	2	250 ml	Glass-amber	N/A		SVOC[d]	Shealy
N	1	250 ml	Plastic	N/A		Tritium[c]	GEL
Y	2	1 liter	Plastic	HNO_3	201942	Gamma Spec[c]	GEL
						Gross Alpha	GEL
						Gross Beta	
						Isotopic U (α Spec)	
						Isotopic U (ICP-MS)	
						Total U (ICP-MS)	
						Tc-99 (liquid scint)	

Notes: [a] Ensure there is no headspace in the bottle.
[b] Glass vials for VOC collection are acidified by the vendor supplying the vials.
[c] Tritium and Gamma Spec Analysis are only performed on Wells W-7, W-10, W-13, W-15, W-16, W-18, W-22, W-24, W-26, W-29, W-30, W-32, W-33, W-39, W-41, W-43, W-44, W-47, W-48, and W-RW2 per NPDES SC0001848 requirements.
[d] SVOC analysis is only performed on Wells W-26, W-41, W-48, and W-RW2 per NPDES SC0001848 requirements.

Retain form in area for 1 year, in Records Room - 3 years and offsite - 57 years.

© 2021 Westinghouse Electric Company LLC.
All Rights Reserved.

Westinghouse Proprietary Class 2
PRINTED COPIES ARE UNCONTROLLED

Low Flow Groundwater Sample Collection Record

WELL NO: 24	SAMPLE ID: W-24-2021-Q4	DATE: 10/21/21
TOTAL WELL LENGTH (feet) (A): 17.12	WATER TABLE DEPTH (feet) (B): 10.15	LENGTH OF WATER COLUMN (feet) (A-B): 6.97
CASING DIAMATER / MATL (inches): 2"	WELL SCREEN INTERVAL DEPTH: 10.1 feet to 15.1 feet	CALCULATED SYSTEM VOLUME: 1.1

PURGING DATA

	TUBING DIAMETER (inches): 1/4		PURGE PUMP TYPE OR BAILER: PP
INITIAL PUMP OR TUBING DEPTH IN WELL (feet): 12.6	FINAL PUMP OR TUBING DEPTH IN WELL (feet): 12.6	PURGING START TIME: 1336	PURGING END TIME: 1412	TOTAL VOLUME PURGED (gallons): 6.3L

TIME (24 HR)	CUMUL. VOLUME PURGED (gallons)	PURGE RATE (gpm)	DEPTH TO WATER (feet)	ORP (mV)	pH (standard units)	TEMP. (°C)	SPEC. COND. (circle units) µmhos/cm or µS/cm	DISSOLVED OXYGEN (circle units) mg/L or % saturation	TURBIDITY (NTUs)	COLOR (describe)	ODOR (describe)
1337	0	180	15.17	-98.78	5.52	27.5	44.94	2.343	2.5	clear	NONE
1342	0.9	180	15.17	-131.52	5.51	23.3	43.69	0.421	1.9	clear	NONE
1347	1.8	180	15.17	-131.27	5.52	23.3	46.88	0.267	2.9	clear	NONE
1352	2.7	180	15.17	-129.72	5.55	23.2	51.38	0.203	4.3	clear	NONE
1357	3.6	180	15.17	-128.51	5.56	23.2	54.75	0.174	3.1	clear	NONE
1402	4.5	180	15.17	-123.9	5.54	23.0	57.64	0.167	6.1	clear	NONE
1407	5.4	180	15.17	-123.8	5.55	23.0	58.31	0.157	1.8	clear	NONE
1412	6.3	180	15.17	-122.5	5.56	23.1	58.33	0.178	8.6	clear	NONE

WELL CAPACITY (Gallons Per Foot): **0.75"** = 0.02; **1"** = 0.04; **1.25"** = 0.06; **2"** = 0.16; **3"** = 0.37; **4"** = 0.65; **5"** = 1.02; **6"** = 1.47; **12"** = 5.88
TUBING INSIDE DIA. CAPACITY (Gal./Ft.): **1/8"** = 0.0006; **3/16"** = 0.0014; **1/4"** = 0.0026; **5/16"** = 0.004; **3/8"** = 0.006; **1/2"** = 0.010; **5/8"** = 0.016

PURGING EQUIPMENT CODES: **B** = Bailer; **BP** = Bladder Pump; **ESP** = Electric Submersible Pump; **PP** = Peristaltic Pump; **O** = Other (Specify)

*Parent Procedure, other procedures may reference this form in ETAPS. * Procedure # ROP-06-007

Electronically approved records are authenticated in the electronic document management system.
Information included in this material is proprietary and confidential and cannot be disclosed or used for any reason beyond the intended purpose without the prior written consent of Westinghouse Electric Company LLC.
© 2021 Westinghouse Electric Company LLC. All Rights Reserved.

Westinghouse Proprietary Class 2
PRINTED COPIES ARE UNCONTROLLED

SAMPLING DATA

WELL No:	SAMPLED BY (PRINT) / AFFILIATION:		
24	RANDY CREWS		
SAMPLER(S) SIGNATURE(S):		SAMPLING START TIME: 1415	SAMPLING END TIME: 1140
TUBING MATERIAL CODE: T	PUMP OR TUBING DEPTH IN WELL (feet): 12.6	DUPLICATE: Y (N)	
FIELD DECONTAMINATION: PUMP Y (N)	TUBING (Y) N (replaced)	SAMPLE COLLECTION METHOD: LOW FLOW	

FIELD EQUIPMENT USED:	FIELD EQUIPMENT USED:	REMARKS:
MAKE:	MAKE:	
MODEL:	MODEL:	
SERIAL NO:	SERIAL NO:	

MATERIAL CODES: **AG** = Amber Glass; **CG** = Clear Glass; **HDPE** = High Density Polyethylene; **LDPE** = Low Density Polyethylene; **PP** = Polypropylene; **S** = Silicone; **T** = Teflon; **O** = Other (Specify)

NOTES:
1. STABILIZATION CRITERIA FOR RANGE OF VARIATION OF LAST THREE CONSECUTIVE READINGS:
pH: + 1.0 units **Temperature**: + 3% **Specific Conductance**: + 3% **Dissolved Oxygen**: optionally, + 0.2 mg/L or + 10% (whichever is greater) **ORP**: + 10 mV
Turbidity: all readings < 20 NTU; optionally + 5 NTU or + 10% (whichever is greater)

SAMPLED? Y OR N	# of bottles	Size	Material	Preservative	Preservative Lot Number	Analysis	Preferred Lab
Y	1	250 ml	Plastic	H_2SO_4	206168	Ammonia	WEC Chem Lab
Y	1	250 ml	Plastic	N/A		Conductivity[a]	WEC Chem Lab
						Fluoride[a]	
Y	1	250 ml	Plastic	N/A		Nitrate	Shealy
Y	3	50 ml	Glass vial	Vendor[b]		VOC	Shealy
N	2	250 ml	Glass-amber	N/A		SVOC[d]	Shealy
Y	1	250 ml	Plastic	N/A		Tritium[c]	GEL
Y	2	1 liter	Plastic	HNO_3	201942	Gamma Spec[c]	GEL
						Gross Alpha	GEL
						Gross Beta	
						Isotopic U (α Spec)	
						Isotopic U (ICP-MS)	
						Total U (ICP-MS)	
						Tc-99 (liquid scint)	

Notes: [a] Ensure there is no headspace in the bottle.
[b] Glass vials for VOC collection are acidified by the vendor supplying the vials.
[c] Tritium and Gamma Spec Analysis are only performed on Wells W-7, W-10, W-13, W-15, W-16, W-18, W-22, W-24, W-26, W-29, W-30, W-32, W-33, W-39, W-41, W-43, W-44, W-47, W-48, and W-RW2 per NPDES SC0001848 requirements.
[d] SVOC analysis is only performed on Wells W-26, W-41, W-48, and W-RW2 per NPDES SC0001848 requirements.

Retain form in area for 1 year, in Records Room - 3 years and offsite - 57 years.

© 2021 Westinghouse Electric Company LLC.
All Rights Reserved.
Westinghouse Proprietary Class 2
PRINTED COPIES ARE UNCONTROLLED

Low Flow Groundwater Sample Collection Record

WELL NO: 25	SAMPLE ID: W-25-2021-Q4	DATE: 10/26/21
TOTAL WELL LENGTH (feet) (A): 28.15	WATER TABLE DEPTH (feet) (B): 9.38	LENGTH OF WATER COLUMN (feet) (A-B): 18.77
CASING DIAMATER / MATL (inches): 2"	WELL SCREEN INTERVAL DEPTH: 22.5 feet to 27.5 feet	CALCULATED SYSTEM VOLUME:

PURGING DATA

	TUBING DIAMETER (inches): 1/4		PURGE PUMP TYPE OR BAILER: PP
INITIAL PUMP OR TUBING DEPTH IN WELL (feet): 25.0	FINAL PUMP OR TUBING DEPTH IN WELL (feet): 25.0	PURGING START TIME: 1139	PURGING END TIME: 1207	TOTAL VOLUME PURGED (~~gallons~~): 3.6

TIME (24 HR)	CUMUL. VOLUME PURGED (gallons)	PURGE RATE (gpm)	DEPTH TO WATER (feet)	ORP (mV)	pH (standard units)	TEMP. (°C)	SPEC. COND. (circle units) µmhos/cm or µS/cm	DISSOLVED OXYGEN (circle units) mg/L or % saturation	TURBIDITY (NTUs)	COLOR (describe)	ODOR (describe)
1142	0	140	9.42	-159.08	6.58	18.5	149.96	5.278	6	CLEAR	NONE
1147	0.7	140	9.42	-216.62	6.60	18.5	145.95	0.662	6	CLEAR	NONE
1152	1.4	140	9.42	-228.73	6.63	18.5	148.60	0.419	11	CLEAR	NONE
1157	2.1	140	9.42	-237.90	6.67	18.5	150.37	0.357	15	CLEAR	NONE
1202	2.8	140	9.42	-242.29	6.68	18.5	150.33	0.226	13	CLEAR	NONE
1207	3.6	140	9.42	-246.16	6.70	18.4	150.36	0.188	10	CLEAR	NONE

WELL CAPACITY (Gallons Per Foot): **0.75"** = 0.02; **1"** = 0.04; **1.25"** = 0.06; **2"** = 0.16; **3"** = 0.37; **4"** = 0.65; **5"** = 1.02; **6"** = 1.47; **12"** = 5.88
TUBING INSIDE DIA. CAPACITY (Gal./Ft.): **1/8"** = 0.0006; **3/16"** = 0.0014; **1/4"** = 0.0026; **5/16"** = 0.004; **3/8"** = 0.006; **1/2"** = 0.010; **5/8"** = 0.016

PURGING EQUIPMENT CODES: **B** = Bailer; **BP** = Bladder Pump; **ESP** = Electric Submersible Pump; **PP** = Peristaltic Pump; **O** = Other (Specify)

*Parent Procedure, other procedures may reference this form in ETAPS. * Procedure # ROP-06-007

Electronically approved records are authenticated in the electronic document management system.
Information included in this material is proprietary and confidential and cannot be disclosed or used for any reason beyond the intended purpose without the prior written consent of Westinghouse Electric Company LLC.
© 2021 Westinghouse Electric Company LLC. All Rights Reserved.

Westinghouse Proprietary Class 2
PRINTED COPIES ARE UNCONTROLLED

SAMPLING DATA

WELL No: 25	SAMPLED BY (PRINT) / AFFILIATION: RANDY CREWS		
SAMPLER(S) SIGNATURE(S): R Crews		SAMPLING START TIME: 1209	SAMPLING END TIME: 1230
TUBING MATERIAL CODE: T	PUMP OR TUBING DEPTH IN WELL (feet):	DUPLICATE: Y (N)	
FIELD DECONTAMINATION: PUMP Y (N) TUBING (Y) N (replaced)		SAMPLE COLLECTION METHOD: LOW FLOW	

FIELD EQUIPMENT USED:	FIELD EQUIPMENT USED:	REMARKS:
MAKE:	MAKE:	
MODEL:	MODEL:	
SERIAL NO:	SERIAL NO:	

MATERIAL CODES: **AG** = Amber Glass; **CG** = Clear Glass; **HDPE** = High Density Polyethylene; **LDPE** = Low Density Polyethylene; **PP** = Polypropylene; **S** = Silicone; **T** = Teflon; **O** = Other (Specify)

NOTES:
1. STABILIZATION CRITERIA FOR RANGE OF VARIATION OF LAST THREE CONSECUTIVE READINGS:
pH: + 1.0 units **Temperature**: + 3% **Specific Conductance**: + 3% **Dissolved Oxygen**: optionally, + 0.2 mg/L or + 10% (whichever is greater) **ORP**: + 10 mV
Turbidity: all readings < 20 NTU; optionally + 5 NTU or + 10% (whichever is greater)

SAMPLED? Y OR N	# of bottles	Size	Material	Preservative	Preservative Lot Number	Analysis	Preferred Lab
Y	1	250 ml	Plastic	H_2SO_4	206168	Ammonia	WEC Chem Lab
Y	1	250 ml	Plastic	N/A		Conductivity[a]	WEC Chem Lab
						Fluoride[a]	
Y	1	250 ml	Plastic	N/A		Nitrate	Shealy
Y	3	50 ml	Glass vial	Vendor[b]		VOC	Shealy
N	2	250 ml	Glass-amber	N/A		SVOC[d]	Shealy
N	1	250 ml	Plastic	N/A		Tritium[c]	GEL
Y	2	1 liter	Plastic	HNO_3	207555	Gamma Spec[c]	GEL
						Gross Alpha	GEL
						Gross Beta	
						Isotopic U (α Spec)	
						Isotopic U (ICP-MS)	
						Total U (ICP-MS)	
						Tc-99 (liquid scint)	

Notes: [a] Ensure there is no headspace in the bottle.
[b] Glass vials for VOC collection are acidified by the vendor supplying the vials.
[c] Tritium and Gamma Spec Analysis are only performed on Wells W-7, W-10, W-13, W-15, W-16, W-18, W-22, W-24, W-26, W-29, W-30, W-32, W-33, W-39, W-41, W-43, W-44, W-47, W-48, and W-RW2 per NPDES SC0001848 requirements.
[d] SVOC analysis is only performed on Wells W-26, W-41, W-48, and W-RW2 per NPDES SC0001848 requirements.

Retain form in area for 1 year, in Records Room - 3 years and offsite - 57 years.

© 2021 Westinghouse Electric Company LLC.
All Rights Reserved.
Westinghouse Proprietary Class 2
PRINTED COPIES ARE UNCONTROLLED

Low Flow Groundwater Sample Collection Record

WELL NO: 26	SAMPLE ID: W-26-2021-Q4	DATE: 10/19/21
TOTAL WELL LENGTH (feet) (A): 32.14	WATER TABLE DEPTH (feet) (B): 25.6	LENGTH OF WATER COLUMN (feet) (A-B): 6.54
CASING DIAMATER / MATL (inches): 2"	WELL SCREEN INTERVAL DEPTH: feet to feet	CALCULATED SYSTEM VOLUME: 1.1

PURGING DATA

	TUBING DIAMETER (inches): 1/4		PURGE PUMP TYPE OR BAILER: peristaltic
INITIAL PUMP OR TUBING DEPTH IN WELL (feet): 28.0	FINAL PUMP OR TUBING DEPTH IN WELL (feet): 28.0	PURGING START TIME: 1125	PURGING END TIME: 1147	TOTAL VOLUME PURGED (gallons): 2.0L

TIME (24 HR)	CUMUL. VOLUME PURGED (gallons)	PURGE RATE (gpm)	DEPTH TO WATER (feet)	ORP (mV)	pH (standard units)	TEMP. (°C)	SPEC. COND. (circle units) µmhos/cm or µS/cm	DISSOLVED OXYGEN (circle units) mg/L or % saturation	TURBIDITY (NTUs)	COLOR (describe)	ODOR (describe)
1127	0	100	25.65	92.19	5.68	18.6	0.062	5.246	1.1	clear	none
1132	0.5	100	25.66	77.52	5.90	19.0	235.20	0.735	0	clear	none
1137	1.0	100	25.66	66.46	6.04	19.0	230.54	0.797	0	clear	none
1142	1.5	100	25.66	62.77	6.07	19.1	230.04	0.730	0	clear	none
1147	2.0	100	25.66	60.72	6.08	19.0	226.59	0.611	0	clear	none

WELL CAPACITY (Gallons Per Foot): **0.75"** = 0.02; **1"** = 0.04; **1.25"** = 0.06; **2"** = 0.16; **3"** = 0.37; **4"** = 0.65; **5"** = 1.02; **6"** = 1.47; **12"** = 5.88
TUBING INSIDE DIA. CAPACITY (Gal./Ft.): **1/8"** = 0.0006; **3/16"** = 0.0014; **1/4"** = 0.0026; **5/16"** = 0.004; **3/8"** = 0.006; **1/2"** = 0.010; **5/8"** = 0.016

PURGING EQUIPMENT CODES: **B** = Bailer; **BP** = Bladder Pump; **ESP** = Electric Submersible Pump; **PP** = Peristaltic Pump; **O** = Other (Specify)

*Parent Procedure, other procedures may reference this form in ETAPS. * Procedure # ROP-06-007

Electronically approved records are authenticated in the electronic document management system.
Information included in this material is proprietary and confidential and cannot be disclosed or used for any reason beyond the intended purpose without the prior written consent of Westinghouse Electric Company LLC.
© 2021 Westinghouse Electric Company LLC.
All Rights Reserved.

Westinghouse Proprietary Class 2
PRINTED COPIES ARE UNCONTROLLED

SAMPLING DATA

WELL No: 26	SAMPLED BY (PRINT) / AFFILIATION: Randy Crews		
SAMPLER(S) SIGNATURE(S): R Crews		SAMPLING START TIME: 1153	SAMPLING END TIME: 1233
TUBING MATERIAL CODE:	PUMP OR TUBING DEPTH IN WELL (feet):	DUPLICATE: Y (N)	
FIELD DECONTAMINATION: PUMP Y (N) TUBING (Y) N (replaced)		SAMPLE COLLECTION METHOD: Low Flow	

FIELD EQUIPMENT USED:	FIELD EQUIPMENT USED:	REMARKS:
MAKE:	MAKE:	
MODEL:	MODEL:	
SERIAL NO:	SERIAL NO:	

MATERIAL CODES: AG = Amber Glass; CG = Clear Glass; HDPE = High Density Polyethylene; LDPE = Low Density Polyethylene; PP = Polypropylene; S = Silicone; T = Teflon; O = Other (Specify)

NOTES:
1. STABILIZATION CRITERIA FOR RANGE OF VARIATION OF LAST THREE CONSECUTIVE READINGS:
pH: + 1.0 units **Temperature**: + 3% **Specific Conductance**: + 3% **Dissolved Oxygen**: optionally, + 0.2 mg/L or + 10% (whichever is greater) **ORP**: + 10 mV
Turbidity: all readings < 20 NTU; optionally + 5 NTU or + 10% (whichever is greater)

SAMPLED? Y OR N	# of bottles	Size	Material	Preservative	Preservative Lot Number	Analysis	Preferred Lab
Y	1	250 ml	Plastic	H_2SO_4	20616B	Ammonia	WEC Chem Lab
Y	1	250 ml	Plastic	N/A		Conductivity[a]	WEC Chem Lab
						Fluoride[a]	
Y	1	250 ml	Plastic	N/A		Nitrate	Shealy
Y	3	50 ml	Glass vial	Vendor[b]		VOC	Shealy
Y	2	250 ml	Glass-amber	N/A		SVOC[d]	Shealy
Y	1	250 ml	Plastic	N/A		Tritium[c]	GEL
Y	2	1 liter	Plastic	HNO_3	201942	Gamma Spec[c]	GEL
						Gross Alpha	GEL
						Gross Beta	
						Isotopic U (α Spec)	
						Isotopic U (ICP-MS)	
						Total U (ICP-MS)	
						Tc-99 (liquid scint)	

Notes: [a] Ensure there is no headspace in the bottle.
[b] Glass vials for VOC collection are acidified by the vendor supplying the vials.
[c] Tritium and Gamma Spec Analysis are only performed on Wells W-7, W-10, W-13, W-15, W-16, W-18, W-22, W-24, W-26, W-29, W-30, W-32, W-33, W-39, W-41, W-43, W-44, W-47, W-48, and W-RW2 per NPDES SC0001848 requirements.
[d] SVOC analysis is only performed on Wells W-26, W-41, W-48, and W-RW2 per NPDES SC0001848 requirements.

Retain form in area for 1 year, in Records Room - 3 years and offsite - 57 years.

© 2021 Westinghouse Electric Company LLC.
All Rights Reserved.
Westinghouse Proprietary Class 2
PRINTED COPIES ARE UNCONTROLLED

Low Flow Groundwater Sample Collection Record

WELL NO: W-27	SAMPLE ID: W-27-2021-Q4	DATE: 10-22-21
TOTAL WELL LENGTH (feet) (A): 16.38	WATER TABLE DEPTH (feet) (B): 10.44	LENGTH OF WATER COLUMN (feet) (A-B): 5.94
CASING DIAMATER / MATL (inches): 2" / PVC	WELL SCREEN INTERVAL DEPTH: 14.1 feet to 18.9 feet	CALCULATED SYSTEM VOLUME: 0.97

PURGING DATA

	TUBING DIAMETER (inches): 1/4		PURGE PUMP TYPE OR BAILER: PERISTALTIC
INITIAL PUMP OR TUBING DEPTH IN WELL (feet): 13.38	FINAL PUMP OR TUBING DEPTH IN WELL (feet): 13.38	PURGING START TIME: 1231	PURGING END TIME: 1258	TOTAL VOLUME PURGED (gallons): 3.25

TIME (24 HR)	CUMUL. VOLUME PURGED (gallons)	PURGE RATE (gpm)	DEPTH TO WATER (feet)	ORP (mV)	pH (standard units)	TEMP. (°C)	SPE COND. (circle units) µmhos/cm or µS/cm	DISSOLVED OXYGEN (circle units) mg/L or % saturation	TURBIDITY (NTUs)	COLOR (describe)	ODOR (describe)
										LITERS	
1233	INITIAL	200	10.85	-62.20	6.07	21.42	348.88	5.45	29.39		NO
1238	1.00	150	10.97	-92.18	6.19	20.02	356.14	0.56	64.37	CLOUDY	"
1243	1.75	100	10.89	-98.98	6.22	20.05	360.81	0.32	16.61	CLEAR	"
1248	2.25	100	10.80	-96.67	6.19	20.85	3	0.36	0.94	"	"
1253	2.75	100	10.80	-97.33	6.19	20.90	348.74	0.33	0.91	"	"
1258	3.25	100	10.80	-102.87	6.23	20.73	357	0.29	0.16	"	"

WELL CAPACITY (Gallons Per Foot): **0.75"** = 0.02; **1"** = 0.04; **1.25"** = 0.06; **2"** = 0.16; **3"** = 0.37; **4"** = 0.65; **5"** = 1.02; **6"** = 1.47; **12"** = 5.88
TUBING INSIDE DIA. CAPACITY (Gal./Ft.): **1/8"** = 0.0006; **3/16"** = 0.0014; **1/4"** = 0.0026; **5/16"** = 0.004; **3/8"** = 0.006; **1/2"** = 0.010; **5/8"** = 0.016
PURGING EQUIPMENT CODES: **B** = Bailer; **BP** = Bladder Pump; **ESP** = Electric Submersible Pump; **PP** = Peristaltic Pump; **O** = Other (Specify)

*Parent Procedure, other procedures may reference this form in ETAPS. * Procedure # ROP-06-007

Electronically approved records are authenticated in the electronic document management system.
Information included in this material is proprietary and confidential and cannot be disclosed or used for any reason beyond the intended purpose without the prior written consent of Westinghouse Electric Company LLC.
© 2021 Westinghouse Electric Company LLC. All Rights Reserved.

SAMPLING DATA

WELL No: W-22	SAMPLED BY (PRINT) / AFFILIATION: James Leaphart / Accom		
SAMPLER(S) SIGNATURE(S):		SAMPLING START TIME: 1303	SAMPLING END TIME: 1330
TUBING MATERIAL CODE: T	PUMP OR TUBING DEPTH IN WELL (feet): 13.38	DUPLICATE: Y (N)	
FIELD DECONTAMINATION: PUMP Y (N) TUBING (Y) N (replaced)		SAMPLE COLLECTION METHOD: Peristaltic	

FIELD EQUIPMENT USED:	FIELD EQUIPMENT USED:	REMARKS:
MAKE: INSITU	MAKE: Solinst	
MODEL: Troll 600	MODEL: 107	
SERIAL NO: 808958	SERIAL NO: 56924	

MATERIAL CODES: **AG** = Amber Glass; **CG** = Clear Glass; **HDPE** = High Density Polyethylene; **LDPE** = Low Density Polyethylene; **PP** = Polypropylene; **S** = Silicone; **T** = Teflon; **O** = Other (Specify)

NOTES:
1. STABILIZATION CRITERIA FOR RANGE OF VARIATION OF LAST THREE CONSECUTIVE READINGS:
pH: + 1.0 units **Temperature**: + 3% **Specific Conductance**: + 3% **Dissolved Oxygen**: optionally, + 0.2 mg/L or + 10% (whichever is greater) **ORP**: + 10 mV
Turbidity: all readings < 20 NTU; optionally + 5 NTU or + 10% (whichever is greater)

SAMPLED? Y OR N	# of bottles	Size	Material	Preservative	Preservative Lot Number	Analysis	Preferred Lab
Y	1	250 ml	Plastic	H_2SO_4	206168	Ammonia	WEC Chem Lab
Y	1	250 ml	Plastic	N/A		~~Conductivity[a]~~	WEC Chem Lab
						Fluoride[a]	
Y	1	250 ml	Plastic	N/A		Nitrate	Shealy
Y	3	50 ml	Glass vial	Vendor[b]		VOC	Shealy
N	2	250 ml	Glass-amber	N/A		SVOC[d]	Shealy
N	1	250 ml	Plastic	N/A		Tritium[c]	GEL
Y	2	1 liter	Plastic	HNO_3	201942	Gamma Spec[c]	GEL
						Gross Alpha	GEL
						Gross Beta	
						Isotopic U (α Spec)	
						Isotopic U (ICP-MS)	
						Total U (ICP-MS)	
						Tc-99 (liquid scint)	

Notes: [a] Ensure there is no headspace in the bottle.
[b] Glass vials for VOC collection are acidified by the vendor supplying the vials.
[c] Tritium and Gamma Spec Analysis are only performed on Wells W-7, W-10, W-13, W-15, W-16, W-18, W-22, W-24, W-26, W-29, W-30, W-32, W-33, W-39, W-41, W-43, W-44, W-47, W-48, and W-RW2 per NPDES SC0001848 requirements.
[d] SVOC analysis is only performed on Wells W-26, W-41, W-48, and W-RW2 per NPDES SC0001848 requirements.

Retain form in area for 1 year, in Records Room - 3 years and offsite - 57 years.

© 2021 Westinghouse Electric Company LLC.
All Rights Reserved.
Westinghouse Proprietary Class 2
PRINTED COPIES ARE UNCONTROLLED

Low Flow Groundwater Water Sample Collection Record

WELL NO: W-28	SAMPLE ID: W-28-2021-Q4	DATE: 10-6-21
TOTAL WELL LENGTH (feet) (A): 17.25	WATER TABLE DEPTH (feet) (B): 11.66	LENGTH OF WATER COLUMN (feet) (A-B): 5.59
CASING DIAMATER / MATL (inches): 2" / PVC	WELL SCREEN INTERVAL DEPTH 9.8 feet to 14.7 feet	CALCULATED SYSTEM VOLUME: 0.91

PURGING DATA

	TUBING DIAMETER (inches): 1/4		PURGE PUMP TYPE OR BAILER: PERISTALTIC
INITIAL PUMP OR TUBING DEPTH IN WELL (feet): 14.25	FINAL PUMP OR TUBING DEPTH IN WELL (feet): 14.25	PURGING START TIME: 1120	PURGING END TIME: 1153	TOTAL VOLUME PURGED (gallons):

TIME (24 HR)	CUMUL. VOLUME PURGED (~~gallons~~) LITERS	PURGE RATE (~~gpm~~) mL PM	DEPTH TO WATER (feet)	ORP (mV)	pH (standard units)	TEMP. (°C)	SPEC. COND. (circle units) µmhos/cm or µS/cm	DISSOLVED OXYGEN (circle units) mg/L or % saturation	TURBIDITY (NTUs)	COLOR (describe)	ODOR (describe)
1123	INITIAL	200	11.71	97.11	6.39	25.46	1047.80	2.27	1.10	CLEAR	NO
1128	1.00	200	11.72	186.75	5.75	25.08	1011.14	0.60	0.85	"	"
1133	2.00	200	11.72	259.99	5.81	25.09	955.04	0.41	2.52	"	"
1138	3.00	200	11.72	391.96	5.90	25.13	894.64	0.51	7.88	"	"
1143	4.00	200	11.72	437.74	5.94	25.14	854.22	0.68	12.68	"	"
1148	5.00	100	11.70	443.04	5.97	25.18	829.83	0.74	18.02	"	"
1153	5.50	100	11.70	440.38	6.02	25.26	809.56	0.84	17.54	"	"
~~1158~~	~~6.00~~	~~100~~	~~11.70~~	JL						"	"

WELL CAPACITY (Gallons Per Foot): **0.75"** = 0.02; **1"** = 0.04; **1.25"** = 0.06; **2"** = 0.16; **3"** = 0.37; **4"** = 0.65; **5"** = 1.02; **6"** = 1.47; **12"** = 5.88
TUBING INSIDE DIA. CAPACITY (Gal./Ft.): **1/8"** = 0.0006; **3/16"** = 0.0014; **1/4"** = 0.0026; **5/16"** = 0.004; **3/8"** = 0.006; **1/2"** = 0.010; **5/8"** = 0.016

PURGING EQUIPMENT CODES: **B** = Bailer; **BP** = Bladder Pump; **ESP** = Electric Submersible Pump; **PP** = Peristaltic Pump; **O** = Other (Specify)

*Parent Procedure, other procedures may reference this form in ETAPS. | * Procedure # ROP-06-007

Electronically approved records are authenticated in the electronic document management system.

This document is the property of and contains Proprietary Information owned by Westinghouse Electric Company LLC and/or its affiliates, subcontractors and/or suppliers. It is transmitted to you in confidence and trust, and you agree to treat this document in strict accordance with the terms and conditions of the agreement under which it was provided to you. Any unauthorized use of this document is prohibited.

© 2019 Westinghouse Electric Company LLC.
All Rights Reserved.

Westinghouse Proprietary Class 2
PRINTED COPIES ARE UNCONTROLLED

SAMPLING DATA

SAMPLED BY (PRINT) / AFFILIATION:	SAMPLER(S) SIGNATURE(S):	SAMPLING START TIME:	SAMPLING END TIME:
James Leaphart / Accom		1158	1222

TUBING MATERIAL CODE:	PUMP OR TUBING DEPTH IN WELL (feet):	DUPLICATE:
T	14.25	Y (N)

FIELD DECONTAMINATION:	SAMPLE COLLECTION METHOD:
PUMP Y (N) TUBING (Y) N (replaced)	PERISTALTIC

FIELD EQUIPMENT USED:	FIELD EQUIPMENT USED:	REMARKS:
MAKE: INSITU	MAKE: SOLINST	
MODEL: TROLL 600	MODEL: 107	
SERIAL NO: 808958	SERIAL NO: 56924	

MATERIAL CODES: **AG** = Amber Glass; **CG** = Clear Glass; **HDPE** = High Density Polyethylene; **LDPE** = Low Density Polyethylene; **PP** = Polypropylene; **S** = Silicone; **T** = Teflon; **O** = Other (Specify)

NOTES:
1. STABILIZATION CRITERIA FOR RANGE OF VARIATION OF LAST THREE CONSECUTIVE READINGS:
pH: + 1.0 units **Temperature**: + 3% **Specific Conductance**: + 3% **Dissolved Oxygen**: optionally, + 0.2 mg/L or + 10% (whichever is greater) **ORP**: + 10 mV
Turbidity: all readings < 20 NTU; optionally + 5 NTU or + 10% (whichever is greater)

SAMPLED? Y OR N	# of bottles	Size	Material	Preservative	Preservative Lot Number	Analysis	Preferred Lab
Y	1	250 ml	Plastic	H_2SO_4	206168	Ammonia	WEC Chem Lab
Y	1	250 ml	Plastic	N/A		~~Conductivity~~[a]	WEC Chem Lab
						Fluoride[a]	
Y	1	250 ml	Plastic	N/A		Nitrate	Shealy
Y	3	50 ml	Glass vial	Vendor[b]		VOC	Shealy
N	2	250 ml	Glass-amber	N/A		SVOC	Shealy
N	1	250 ml	Plastic	N/A		Tritium	GEL
Y	2	1 liter	Plastic	HNO_3	201942	~~RAD~~ GAMMA SPEC	
						Gross Alpha	GEL
						Gross Beta	
						Isotopic U (α Spec)	
						Isotopic U (ICP-MS)	
						Total U (ICP-MS)	
						Tc-99 (liquid scint)	

Notes: [a] Ensure there is no headspace in the bottle.
[b] Glass vials for VOC collection are acidified by the vendor supplying the vials.

Retain form in area for 1 year, in Records Room - 3 years and offsite - 57 years.

*Parent Procedure, other procedures may reference this form in ETAPS. * Procedure # ROP-06-007

Electronically approved records are authenticated in the electronic document management system.

This document is the property of and contains Proprietary Information owned by Westinghouse Electric Company LLC and/or its affiliates, subcontractors and/or suppliers. It is transmitted to you in confidence and trust, and you agree to treat this document in strict accordance with the terms and conditions of the agreement under which it was provided to you. Any unauthorized use of this document is prohibited.

© 2019 Westinghouse Electric Company LLC.
All Rights Reserved.

Westinghouse Proprietary Class 2
PRINTED COPIES ARE UNCONTROLLED

Low Flow Groundwater Sample Collection Record

WELL NO: 29	SAMPLE ID: W-29-2021-EQ4	DATE: 10/8/21
TOTAL WELL LENGTH (feet) (A): 15.6	WATER TABLE DEPTH (feet) (B): 11.43	LENGTH OF WATER COLUMN (feet) (A-B): 4.17
CASING DIAMATER / MATL (inches): 2	WELL SCREEN INTERVAL DEPTH: 10 feet to 15 feet	CALCULATED SYSTEM VOLUME: 0.7

PURGING DATA

12.5	TUBING DIAMETER (inches): 1/4			PURGE PUMP TYPE OR BAILER: peristaltic
INITIAL PUMP OR TUBING DEPTH IN WELL (feet): ~~0837~~	FINAL PUMP OR TUBING DEPTH IN WELL (feet): 12.5	PURGING START TIME: 0837	PURGING END TIME: 0900	TOTAL VOLUME PURGED (gallons): 2.7

TIME (24 HR)	CUMUL. VOLUME PURGED (gallons)	PURGE RATE (gpm)	DEPTH TO WATER (feet)	ORP (mV)	pH (standard units)	TEMP. (°C)	SPEC. COND. (circle units) µmhos/cm or µS/cm	DISSOLVED OXYGEN (circle units) mg/L or % saturation	TURBIDITY (NTUs)	COLOR (describe)	ODOR (describe)
0840	0	120	11.47	7.37	7.33	21.8	0.058	7.417	0	CLEAR	NONE
0845	0.6	120	11.47	-6.19	7.40	24.2	436.8	0.900	0	CLEAR	NONE
0850	1.3	140	11.47	-10.45	7.36	24.2	429.47	0.353	0	CLEAR	NONE
0855	2.0	140	11.47	-13.72	7.33	24.3	422.4	0.316	0	CLEAR	NONE
0900	2.7	140	11.47	-15.49	7.27	24.3	412.19	0.270	0	CLEAR	NONE

WELL CAPACITY (Gallons Per Foot): **0.75"** = 0.02; **1"** = 0.04; **1.25"** = 0.06; **2"** = 0.16; **3"** = 0.37; **4"** = 0.65; **5"** = 1.02; **6"** = 1.47; **12"** = 5.88
TUBING INSIDE DIA. CAPACITY (Gal./Ft.): **1/8"** = 0.0006; **3/16"** = 0.0014; **1/4"** = 0.0026; **5/16"** = 0.004; **3/8"** = 0.006; **1/2"** = 0.010; **5/8"** = 0.016

PURGING EQUIPMENT CODES: **B** = Bailer; **BP** = Bladder Pump; **ESP** = Electric Submersible Pump; **PP** = Peristaltic Pump; **O** = Other (Specify)

*Parent Procedure, other procedures may reference this form in ETAPS. * Procedure # ROP-06-007

Electronically approved records are authenticated in the electronic document management system.
Information included in this material is proprietary and confidential and cannot be disclosed or used for any reason beyond the intended purpose without the prior written consent of Westinghouse Electric Company LLC.
© 2021 Westinghouse Electric Company LLC. All Rights Reserved

Westinghouse Proprietary Class 2
PRINTED COPIES ARE UNCONTROLLED

SAMPLING DATA

WELL No: 29	SAMPLED BY (PRINT) / AFFILIATION: R Crews		
SAMPLER(S) SIGNATURE(S): R Cr		SAMPLING START TIME: 0905	SAMPLING END TIME: 1010
TUBING MATERIAL CODE: T	PUMP OR TUBING DEPTH IN WELL (feet):	DUPLICATE: Y (N)	
FIELD DECONTAMINATION: PUMP Y (N)	TUBING (Y) N (replaced)	SAMPLE COLLECTION METHOD: Low Flow	

FIELD EQUIPMENT USED:	FIELD EQUIPMENT USED:	REMARKS: Pulled MS & MSD
MAKE:	MAKE:	
MODEL:	MODEL:	
SERIAL NO:	SERIAL NO:	

MATERIAL CODES: **AG** = Amber Glass; **CG** = Clear Glass; **HDPE** = High Density Polyethylene; **LDPE** = Low Density Polyethylene; **PP** = Polypropylene; **S** = Silicone; **T** = Teflon; **O** = Other (Specify)

NOTES:
1. STABILIZATION CRITERIA FOR RANGE OF VARIATION OF LAST THREE CONSECUTIVE READINGS:
pH: + 1.0 units **Temperature**: + 3% **Specific Conductance**: + 3% **Dissolved Oxygen**: optionally, + 0.2 mg/L or + 10% (whichever is greater) **ORP**: + 10 mV
Turbidity: all readings < 20 NTU; optionally + 5 NTU or + 10% (whichever is greater)

SAMPLED? Y OR N	# of bottles	Size	Material	Preservative	Preservative Lot Number	Analysis	Preferred Lab
Y	1	250 ml	Plastic	H_2SO_4	206168	Ammonia	WEC Chem Lab
Y	1	250 ml	Plastic	N/A		Conductivity[a]	WEC Chem Lab
						Fluoride[a]	
Y	1	250 ml	Plastic	N/A		Nitrate	Shealy
Y	3	50 ml	Glass vial	Vendor[b]		VOC	Shealy
N	2	250 ml	Glass-amber	N/A		SVOC[d]	Shealy
Y	1	250 ml	Plastic	N/A		Tritium[c]	GEL
Y	2	1 liter	Plastic	HNO_3	201942	Gamma Spec[c]	GEL
						Gross Alpha	GEL
						Gross Beta	
						Isotopic U (α Spec)	
						Isotopic U (ICP-MS)	
						Total U (ICP-MS)	
						Tc-99 (liquid scint)	

Notes: [a] Ensure there is no headspace in the bottle.
[b] Glass vials for VOC collection are acidified by the vendor supplying the vials.
[c] Tritium and Gamma Spec Analysis are only performed on Wells W-7, W-10, W-13, W-15, W-16, W-18, W-22, W-24, W-26, W-29, W-30, W-32, W-33, W-39, W-41, W-43, W-44, W-47, W-48, and W-RW2 per NPDES SC0001848 requirements.
[d] SVOC analysis is only performed on Wells W-26, W-41, W-48, and W-RW2 per NPDES SC0001848 requirements.

Retain form in area for 1 year, in Records Room - 3 years and offsite - 57 years.

© 2021 Westinghouse Electric Company LLC.
All Rights Reserved.

Westinghouse Proprietary Class 2
PRINTED COPIES ARE UNCONTROLLED

Low Flow Groundwater Sample Collection Record

WELL NO: 30	SAMPLE ID: W-30-2021-Q4	DATE: 10/8/21
TOTAL WELL LENGTH (feet) (A): 16.77	WATER TABLE DEPTH (feet) (B): 11.78	LENGTH OF WATER COLUMN (feet) (A-B): 4.99
CASING DIAMATER / MATL (inches): 2"	WELL SCREEN INTERVAL DEPTH: 10.2 feet to 15.2 feet	CALCULATED SYSTEM VOLUME: 0.8

PURGING DATA

	TUBING DIAMETER (inches): 1/4		PURGE PUMP TYPE OR BAILER: Peristaltic
INITIAL PUMP OR TUBING DEPTH IN WELL (feet): 12.7	FINAL PUMP OR TUBING DEPTH IN WELL (feet): 12.7	PURGING START TIME: 1220	PURGING END TIME: 1252	TOTAL VOLUME PURGED (gallons): 4.2

TIME (24 HR)	CUMUL. VOLUME PURGED (gallons)	PURGE RATE (gpm)	DEPTH TO WATER (feet)	ORP (mV)	pH (standard units)	TEMP. (°C)	SPEC. COND. (circle units) µmhos/cm or µS/cm	DISSOLVED OXYGEN (circle units) mg/L or % saturation	TURBIDITY (NTUs)	COLOR (describe)	ODOR (describe)
1222	0	140	11.8	-12.05	5.90	24.4	840.66	4.782	0	CLEAR	NONE
1227	0.7	140	11.8	-2.48	5.85	25.0	825.36	0.521	0	CLEAR	NONE
1232	1.4	140	11.8	+1.53	5.88	25.1	839.17	0.362	0	CLEAR	NONE
1237	2.1	140	11.8	2.64	5.89	25.2	842.80	0.285	0	CLEAR	NONE
1242	2.8	140	11.8	3.38	5.89	25.3	847.21	0.382	0	CLEAR	NONE
1247	3.5	140	11.8	3.62	5.89	25.3	849.89	0.218	0	CLEAR	NONE
1252	4.2	140	11.8	4.65	5.89	25.3	849.03	0.189	0	CLEAR	NONE

WELL CAPACITY (Gallons Per Foot): **0.75"** = 0.02; **1"** = 0.04; **1.25"** = 0.06; **2"** = 0.16; **3"** = 0.37; **4"** = 0.65; **5"** = 1.02; **6"** = 1.47; **12"** = 5.88
TUBING INSIDE DIA. CAPACITY (Gal./Ft.): **1/8"** = 0.0006; **3/16"** = 0.0014; **1/4"** = 0.0026; **5/16"** = 0.004; **3/8"** = 0.006; **1/2"** = 0.010; **5/8"** = 0.016
PURGING EQUIPMENT CODES: **B** = Bailer; **BP** = Bladder Pump; **ESP** = Electric Submersible Pump; **PP** = Peristaltic Pump; **O** = Other (Specify)

*Parent Procedure, other procedures may reference this form in ETAPS. * Procedure # ROP-06-007

Electronically approved records are authenticated in the electronic document management system.
Information included in this material is proprietary and confidential and cannot be disclosed or used for any reason beyond the intended purpose without the prior written consent of Westinghouse Electric Company LLC.
© 2021 Westinghouse Electric Company LLC. All Rights Reserved.

TITLE: LOW FLOW GROUNDWATER SAMPLE COLLECTION RECORD
TYPE: REFERENCE USE
DATE: 10-07-21

FORM NO: ROF-06-007-2
REFERENCE NO: NONE
REVISION: 6

SAMPLING DATA

WELL No:	SAMPLED BY (PRINT) / AFFILIATION:		
30	R. Gibbs		
SAMPLER(S) SIGNATURE(S): R Gibbs	SAMPLING START TIME: 1255	SAMPLING END TIME: 1325	
TUBING MATERIAL CODE: T	PUMP OR TUBING DEPTH IN WELL (feet): 12.7	DUPLICATE: Y (N)	
FIELD DECONTAMINATION: PUMP Y (N)	TUBING (Y) N (replaced)	SAMPLE COLLECTION METHOD: Low Flow	

FIELD EQUIPMENT USED:	FIELD EQUIPMENT USED:	REMARKS:
MAKE:	MAKE:	
MODEL:	MODEL:	
SERIAL NO:	SERIAL NO:	

MATERIAL CODES: **AG** = Amber Glass; **CG** = Clear Glass; **HDPE** = High Density Polyethylene; **LDPE** = Low Density Polyethylene; **PP** = Polypropylene; **S** = Silicone; **T** = Teflon; **O** = Other (Specify)

NOTES:
1. STABILIZATION CRITERIA FOR RANGE OF VARIATION OF LAST THREE CONSECUTIVE READINGS:
pH: + 1.0 units **Temperature**: + 3% **Specific Conductance**: + 3% **Dissolved Oxygen**: optionally, + 0.2 mg/L or + 10% (whichever is greater) **ORP**: + 10 mV
Turbidity: all readings < 20 NTU; optionally + 5 NTU or + 10% (whichever is greater)

SAMPLED? Y OR N	# of bottles	Size	Material	Preservative	Preservative Lot Number	Analysis	Preferred Lab
Y	1	250 ml	Plastic	H_2SO_4	206168	Ammonia	WEC Chem Lab
Y	1	250 ml	Plastic	N/A		Conductivity[a]	WEC Chem Lab
						Fluoride[a]	
Y	1	250 ml	Plastic	N/A		Nitrate	Shealy
Y	3	50 ml	Glass vial	Vendor[b]		VOC	Shealy
N	2	250 ml	Glass-amber	N/A		SVOC[d]	Shealy
Y	1	250 ml	Plastic	N/A		Tritium[c]	GEL
Y	2	1 liter	Plastic	HNO_3	201942	Gamma Spec[c]	GEL
						Gross Alpha	GEL
						Gross Beta	
						Isotopic U (α Spec)	
						Isotopic U (ICP-MS)	
						Total U (ICP-MS)	
						Tc-99 (liquid scint)	

Notes: [a] Ensure there is no headspace in the bottle.
[b] Glass vials for VOC collection are acidified by the vendor supplying the vials.
[c] Tritium and Gamma Spec Analysis are only performed on Wells W-7, W-10, W-13, W-15, W-16, W-18, W-22, W-24, W-26, W-29, W-30, W-32, W-33, W-39, W-41, W-43, W-44, W-47, W-48, and W-RW2 per NPDES SC0001848 requirements.
[d] SVOC analysis is only performed on Wells W-26, W-41, W-48, and W-RW2 per NPDES SC0001848 requirements.

Retain form in area for 1 year, in Records Room - 3 years and offsite - 57 years.

*Parent Procedure, other procedures may reference this form in ETAPS.

© 2021 Westinghouse Electric Company LLC.
All Rights Reserved

* Procedure # ROP-06-007

Westinghouse Proprietary Class 2
PRINTED COPIES ARE UNCONTROLLED

Low Flow Groundwater Sample Collection Record

WELL NO: 32	SAMPLE ID: W-32-2021-Q4	DATE: 10/5/21
TOTAL WELL LENGTH (feet) (A): 23.92	WATER TABLE DEPTH (feet) (B): 18.81	LENGTH OF WATER COLUMN (feet) (A-B): 5.11
CASING DIAMATER / MATL (inches): 2	WELL SCREEN INTERVAL DEPTH: 17.0 feet to 22.5 feet	CALCULATED SYSTEM VOLUME: 0.8

PURGING DATA

	TUBING DIAMETER (inches): 1/4		PURGE PUMP TYPE OR BAILER: peristaltic
INITIAL PUMP OR TUBING DEPTH IN WELL (feet): 19.5	FINAL PUMP OR TUBING DEPTH IN WELL (feet): 19.5	PURGING START TIME: 1125	PURGING END TIME: 1152	TOTAL VOLUME PURGED (gallons): 2.8

TIME (24 HR)	CUMUL. VOLUME PURGED (gallons)	PURGE RATE (gpm)	DEPTH TO WATER (feet)	ORP (mV)	pH (standard units)	TEMP. (°C)	SPEC. COND. (circle units) µmhos/cm or µS/cm	DISSOLVED OXYGEN (circle units) mg/L or % saturation	TURBIDITY (NTUs)	COLOR (describe)	ODOR (describe)
1127	0	140	18.90	21.40	6.92	35.85	1064.9	2.75	2.3	CLEAR	NONE
1132	0.7	140	18.94	5.30	7.02	23.9	1245.9	0.706	1.9	CLEAR	NONE
1137	1.3	120	18.96	-5.05	7.07	23.8	1249.8	0.369	1.8	CLEAR	NONE
1142	1.8	100	18.96	-10.48	7.09	24.0	1267.9	0.379	3.2	CLEAR	NONE
1147	2.3	100	18.96	-16.34	7.10	24.0	1262.1	0.354	5.6	CLEAR	NONE
1152	2.8	100	18.96	-19.60	7.10	23.6	1258.6	0.327	7.9	CLEAR	NONE

WELL CAPACITY (Gallons Per Foot): **0.75"** = 0.02; **1"** = 0.04; **1.25"** = 0.06; **2"** = 0.16; **3"** = 0.37; **4"** = 0.65; **5"** = 1.02; **6"** = 1.47; **12"** = 5.88
TUBING INSIDE DIA. CAPACITY (Gal./Ft.): **1/8"** = 0.0006; **3/16"** = 0.0014; **1/4"** = 0.0026; **5/16"** = 0.004; **3/8"** = 0.006; **1/2"** = 0.010; **5/8"** = 0.016

PURGING EQUIPMENT CODES: **B** = Bailer; **BP** = Bladder Pump; **ESP** = Electric Submersible Pump; **PP** = Peristaltic Pump; **O** = Other (Specify)

*Parent Procedure, other procedures may reference this form in ETAPS. * Procedure # ROP-06-007

Electronically approved records are authenticated in the electronic document management system.
Information included in this material is proprietary and confidential and cannot be disclosed or used for any reason beyond the intended purpose without the prior written consent of Westinghouse Electric Company LLC.
© 2020 Westinghouse Electric Company LLC.
All Rights Reserved.

Westinghouse Proprietary Class 2
PRINTED COPIES ARE UNCONTROLLED

SAMPLING DATA

WELL No:	SAMPLED BY (PRINT) / AFFILIATION:		
32	T. CREWS		
SAMPLER(S) SIGNATURE(S): TC Crews		SAMPLING START TIME: 1153	SAMPLING END TIME: 1222
TUBING MATERIAL CODE: T	PUMP OR TUBING DEPTH IN WELL (feet):	DUPLICATE: Y (N)	
FIELD DECONTAMINATION: PUMP Y (N) TUBING (Y) N (replaced)		SAMPLE COLLECTION METHOD: LOW FLOW	

FIELD EQUIPMENT USED:	FIELD EQUIPMENT USED:	REMARKS:
MAKE:	MAKE:	
MODEL:	MODEL:	
SERIAL NO:	SERIAL NO:	

MATERIAL CODES: **AG** = Amber Glass; **CG** = Clear Glass; **HDPE** = High Density Polyethylene; **LDPE** = Low Density Polyethylene; **PP** = Polypropylene; **S** = Silicone; **T** = Teflon; **O** = Other (Specify)

NOTES:
1. STABILIZATION CRITERIA FOR RANGE OF VARIATION OF LAST THREE CONSECUTIVE READINGS:
pH: + 1.0 units **Temperature**: + 3% **Specific Conductance**: + 3% **Dissolved Oxygen**: optionally, + 0.2 mg/L or + 10% (whichever is greater) **ORP**: + 10 mV
Turbidity: all readings < 20 NTU; optionally + 5 NTU or + 10% (whichever is greater)

SAMPLED? Y OR N	# of bottles	Size	Material	Preservative	Preservative Lot Number	Analysis	Preferred Lab
Y	1	250 ml	Plastic	H_2SO_4	206168	Ammonia	WEC Chem Lab
Y	1	250 ml	Plastic	N/A		Conductivity[a]	WEC Chem Lab
						Fluoride[a]	
Y	1	250 ml	Plastic	N/A		Nitrate	Shealy
Y	3	50 ml	Glass vial	Vendor[b]		VOC	Shealy
N	2	250 ml	Glass-amber	N/A		SVOC	Shealy
Y	1	250 ml	Plastic	N/A		Tritium	GEL
Y	2	1 liter	Plastic	HNO_3	701942	GAMMA	GEL
						Gross Alpha	GEL
						Gross Beta	
						Isotopic U (α Spec)	
						Isotopic U (ICP-MS)	
						Total U (ICP-MS)	
						Tc-99 (liquid scint)	

Notes: [a] Ensure there is no headspace in the bottle.
[b] Glass vials for VOC collection are acidified by the vendor supplying the vials.

Retain form in area for 1 year, in Records Room - 3 years and offsite - 57 years.

© 2020 Westinghouse Electric Company LLC.
All Rights Reserved.

Westinghouse Proprietary Class 2
PRINTED COPIES ARE UNCONTROLLED

Low Flow Groundwater Sample Collection Record

WELL NO: 33	SAMPLE ID: W-33-2021-Q4	DATE: 10/14/21
TOTAL WELL LENGTH (feet) (A): 21.06	WATER TABLE DEPTH (feet) (B): 15.58	LENGTH OF WATER COLUMN (feet) (A-B): 5.48
CASING DIAMATER / MATL (inches): 2"	WELL SCREEN INTERVAL DEPTH: 15.1 feet to 20.7 feet	CALCULATED SYSTEM VOLUME: 0.9

PURGING DATA

	TUBING DIAMETER (inches): 1/4		PURGE PUMP TYPE OR BAILER: peristaltic

INITIAL PUMP OR TUBING DEPTH IN WELL (feet): 17.6	FINAL PUMP OR TUBING DEPTH IN WELL (feet): 17.6	PURGING START TIME: 1411	PURGING END TIME: 1449	TOTAL VOLUME PURGED ~~(gallons)~~: 4.9L	

TIME (24 HR)	CUMUL. VOLUME PURGED (gallons)	PURGE RATE (gpm)	DEPTH TO WATER (feet)	ORP (mV)	pH (standard units)	TEMP. (°C)	SPEC. COND. (circle units) µmhos/cm or µS/cm	DISSOLVED OXYGEN (circle units) mg/L or % saturation	TURBIDITY (NTUs)	COLOR (describe)	ODOR (describe)
1413	0	140	15.62	-3.68	5.83	25.3	239.42	2.469	0.6	CLEAR	NONE
1418	0.7	140	15.63	11.19	5.84	22.6	245.07	1.420	0.1	CLEAR	NONE
1423	1.4	140	15.64	13.48	5.87	22.1	246.16	0.895	0	CLEAR	NONE
1428	2.1	140	15.64	12.28	5.89	22.0	246.63	0.901	0	CLEAR	NONE
1433	2.8	140	15.64	12.86	5.91	22.0	245.55	1.246	0	CLEAR	NONE
1438	3.5	140	15.64	11.91	5.94	22.0	242.49	0.921	0	CLEAR	NONE
1443	4.2	140	15.64	13.71	5.93	21.8	239.11	0.834	0	CLEAR	NONE
1448	4.9	140	15.64	13.47	5.95	21.9	239.33	0.811	0.1	CLEAR	NONE

WELL CAPACITY (Gallons Per Foot): **0.75"** = 0.02; **1"** = 0.04; **1.25"** = 0.06; **2"** = 0.16; **3"** = 0.37; **4"** = 0.65; **5"** = 1.02; **6"** = 1.47; **12"** = 5.88
TUBING INSIDE DIA. CAPACITY (Gal./Ft.): **1/8"** = 0.0006; **3/16"** = 0.0014; **1/4"** = 0.0026; **5/16"** = 0.004; **3/8"** = 0.006; **1/2"** = 0.010; **5/8"** = 0.016

PURGING EQUIPMENT CODES: **B** = Bailer; **BP** = Bladder Pump; **ESP** = Electric Submersible Pump; **PP** = Peristaltic Pump; **O** = Other (Specify)

*Parent Procedure, other procedures may reference this form in ETAPS. * Procedure # ROP-06-007

Electronically approved records are authenticated in the electronic document management system.

Information included in this material is proprietary and confidential and cannot be disclosed or used for any reason beyond the intended purpose without the prior written consent of Westinghouse Electric Company LLC.

© 2021 Westinghouse Electric Company LLC.

SAMPLING DATA

WELL No:	SAMPLED BY (PRINT) / AFFILIATION:	
33	RANDY CREWS	
SAMPLER(S) SIGNATURE(S): R Crews	SAMPLING START TIME: 1451	SAMPLING END TIME: 1520
TUBING MATERIAL CODE:	PUMP OR TUBING DEPTH IN WELL (feet):	DUPLICATE: Y (N)
FIELD DECONTAMINATION: PUMP Y (N) TUBING (Y) N (replaced)		SAMPLE COLLECTION METHOD: Low Flow

FIELD EQUIPMENT USED:	FIELD EQUIPMENT USED:	REMARKS:
MAKE:	MAKE:	
MODEL:	MODEL:	
SERIAL NO:	SERIAL NO:	

MATERIAL CODES: **AG** = Amber Glass; **CG** = Clear Glass; **HDPE** = High Density Polyethylene; **LDPE** = Low Density Polyethylene; **PP** = Polypropylene; **S** = Silicone; **T** = Teflon; **O** = Other (Specify)

NOTES:
1. STABILIZATION CRITERIA FOR RANGE OF VARIATION OF LAST THREE CONSECUTIVE READINGS:
pH: + 1.0 units **Temperature**: + 3% **Specific Conductance**: + 3% **Dissolved Oxygen**: optionally, + 0.2 mg/L or + 10% (whichever is greater) **ORP**: + 10 mV
Turbidity: all readings < 20 NTU; optionally + 5 NTU or + 10% (whichever is greater)

SAMPLED? Y OR N	# of bottles	Size	Material	Preservative	Preservative Lot Number	Analysis	Preferred Lab
Y	1	250 ml	Plastic	H_2SO_4	206168	Ammonia	WEC Chem Lab
Y	1	250 ml	Plastic	N/A		Conductivity[a]	WEC Chem Lab
						Fluoride[a]	
Y	1	250 ml	Plastic	N/A		Nitrate	Shealy
Y	3	50 ml	Glass vial	Vendor[b]		VOC	Shealy
N	2	250 ml	Glass-amber	N/A		SVOC[d]	Shealy
Y	1	250 ml	Plastic	N/A		Tritium[c]	GEL
Y	2	1 liter	Plastic	HNO_3	201942	Gamma Spec[c]	GEL
						Gross Alpha	GEL
						Gross Beta	
						Isotopic U (α Spec)	
						Isotopic U (ICP-MS)	
						Total U (ICP-MS)	
						Tc-99 (liquid scint)	

Notes: [a] Ensure there is no headspace in the bottle.
[b] Glass vials for VOC collection are acidified by the vendor supplying the vials.
[c] Tritium and Gamma Spec Analysis are only performed on Wells W-7, W-10, W-13, W-15, W-16, W-18, W-22, W-24, W-26, W-29, W-30, W-32, W-33, W-39, W-41, W-43, W-44, W-47, W-48, and W-RW2 per NPDES SC0001848 requirements.
[d] SVOC analysis is only performed on Wells W-26, W-41, W-48, and W-RW2 per NPDES SC0001848 requirements.

Retain form in area for 1 year, in Records Room - 3 years and offsite - 57 years.

© 2021 Westinghouse Electric Company LLC.
All Rights Reserved.
Westinghouse Proprietary Class 2
PRINTED COPIES ARE UNCONTROLLED

Low Flow Groundwater Sample Collection Record

WELL NO: 35	SAMPLE ID: W-35-2021-Q4	DATE: 10/14/21
TOTAL WELL LENGTH (feet) (A): 22.9	WATER TABLE DEPTH (feet) (B): 10.99	LENGTH OF WATER COLUMN (feet) (A-B): 11.91
CASING DIAMATER / MATL (inches): 2"	WELL SCREEN INTERVAL DEPTH: 16.8 feet to 21.0 feet	CALCULATED SYSTEM VOLUME: 2.0

PURGING DATA

	TUBING DIAMETER (inches): 1/4			PURGE PUMP TYPE OR BAILER: peristaltic
INITIAL PUMP OR TUBING DEPTH IN WELL (feet): 18.5	FINAL PUMP OR TUBING DEPTH IN WELL (feet): 18.5	PURGING START TIME: 1239	PURGING END TIME:	TOTAL VOLUME PURGED (gallons):

TIME (24 HR)	CUMUL. VOLUME PURGED (gallons)	PURGE RATE (gpm)	DEPTH TO WATER (feet)	ORP (mV)	pH (standard units)	TEMP. (°C)	SPEC. COND. (circle units) µmhos/cm or µS/cm	DISSOLVED OXYGEN (circle units) mg/L or % saturation	TURBIDITY (NTUs)	COLOR (describe)	ODOR (describe)
1240	0	160	11.01	-78.95	6.10	25.7	145.73	5.668	5.8	CLEAR	NONE
1245	0.8	160	11.01	-46.62	6.07	23.4	152.19	4.725	1.7	CLEAR	NONE
1250 1250	1.6	160	11.01	-32.31	6.07	23.7	152.54	4.670	2.0	CLEAR	NONE
1255	2.4	160	11.01	-19.79	6.07	23.5	152.86	4.491	0.2	CLEAR	NONE
1300	3.1	140	11.01	-16.38	6.08	23.4	153.02	4.496	0.1	CLEAR	NONE
1305	3.8	140	11.01	21.25	6.08	23.6	152.69	4.514	0.2	CLEAR	NONE
1310	4.5	140	11.01	11.07	6.08	23.5	152.05	4.459	0.0	CLEAR	NONE
1315	5.2	140	11.01	7.56	6.08	23.6	151.77	4.432	0.9	CLEAR	NONE
1320	5.9	140	11.01	5.41	6.08	24.0	151.24	4.487	1.3	CLEAR	NONE

WELL CAPACITY (Gallons Per Foot): **0.75"** = 0.02; **1"** = 0.04; **1.25"** = 0.06; **2"** = 0.16; **3"** = 0.37; **4"** = 0.65; **5"** = 1.02; **6"** = 1.47; **12"** = 5.88
TUBING INSIDE DIA. CAPACITY (Gal./Ft.): **1/8"** = 0.0006; **3/16"** = 0.0014; **1/4"** = 0.0026; **5/16"** = 0.004; **3/8"** = 0.006; **1/2"** = 0.010; **5/8"** = 0.016
PURGING EQUIPMENT CODES: **B** = Bailer; **BP** = Bladder Pump; **ESP** = Electric Submersible Pump; **PP** = Peristaltic Pump; **O** = Other (Specify)

*Parent Procedure, other procedures may reference this form in ETAPS. * Procedure # ROP-06-007

Electronically approved records are authenticated in the electronic document management system.
Information included in this material is proprietary and confidential and cannot be disclosed or used for any reason beyond the intended purpose without the prior written consent of Westinghouse Electric Company LLC.
© 2021 Westinghouse Electric Company LLC.

SAMPLING DATA

WELL No:	SAMPLED BY (PRINT) / AFFILIATION:	
35	Randy Crews	
SAMPLER(S) SIGNATURE(S): R Crews	SAMPLING START TIME: 1323	SAMPLING END TIME: 1350
TUBING MATERIAL CODE:	PUMP OR TUBING DEPTH IN WELL (feet): 18.5	DUPLICATE: Y (N)
FIELD DECONTAMINATION: PUMP Y (N) TUBING (Y) N (replaced)		SAMPLE COLLECTION METHOD: Low Flow

FIELD EQUIPMENT USED:	FIELD EQUIPMENT USED:	REMARKS:
MAKE:	MAKE:	
MODEL:	MODEL:	
SERIAL NO:	SERIAL NO:	

MATERIAL CODES: AG = Amber Glass; CG = Clear Glass; HDPE = High Density Polyethylene; LDPE = Low Density Polyethylene; PP = Polypropylene; S = Silicone; T = Teflon; O = Other (Specify)

NOTES:
1. STABILIZATION CRITERIA FOR RANGE OF VARIATION OF LAST THREE CONSECUTIVE READINGS:
pH: + 1.0 units **Temperature**: + 3% **Specific Conductance**: + 3% **Dissolved Oxygen**: optionally, + 0.2 mg/L or + 10% (whichever is greater) **ORP**: + 10 mV
Turbidity: all readings < 20 NTU; optionally + 5 NTU or + 10% (whichever is greater)

SAMPLED? Y OR N	# of bottles	Size	Material	Preservative	Preservative Lot Number	Analysis	Preferred Lab
Y	1	250 ml	Plastic	H_2SO_4	206168	Ammonia	WEC Chem Lab
Y	1	250 ml	Plastic	N/A		Conductivity[a]	WEC Chem Lab
						Fluoride[a]	
Y	1	250 ml	Plastic	N/A		Nitrate	Shealy
Y	3	50 ml	Glass vial	Vendor[b]		VOC	Shealy
N	2	250 ml	Glass-amber	N/A		SVOC[d]	Shealy
N	1	250 ml	Plastic	N/A		Tritium[c]	GEL
Y	2	1 liter	Plastic	HNO_3	201942	Gamma Spec[c]	GEL
						Gross Alpha	GEL
						Gross Beta	
						Isotopic U (α Spec)	
						Isotopic U (ICP-MS)	
						Total U (ICP-MS)	
						Tc-99 (liquid scint)	

Notes: [a] Ensure there is no headspace in the bottle.
[b] Glass vials for VOC collection are acidified by the vendor supplying the vials.
[c] Tritium and Gamma Spec Analysis are only performed on Wells W-7, W-10, W-13, W-15, W-16, W-18, W-22, W-24, W-26, W-29, W-30, W-32, W-33, W-39, W-41, W-43, W-44, W-47, W-48, and W-RW2 per NPDES SC0001848 requirements.
[d] SVOC analysis is only performed on Wells W-26, W-41, W-48, and W-RW2 per NPDES SC0001848 requirements.

Retain form in area for 1 year, in Records Room - 3 years and offsite - 57 years.

© 2021 Westinghouse Electric Company LLC. All Rights Reserved.

Westinghouse Proprietary Class 2
PRINTED COPIES ARE UNCONTROLLED

Low Flow Groundwater Sample Collection Record

WELL NO: W-36	SAMPLE ID: W-36-2021-Q4	DATE: 10-13-21
TOTAL WELL LENGTH (feet) (A): 21.95	WATER TABLE DEPTH (feet) (B): 7.76	LENGTH OF WATER COLUMN (feet) (A-B): 14.19
CASING DIAMATER / MATL (inches): 2" / PVC	WELL SCREEN INTERVAL DEPTH: 15 feet to 20 feet	CALCULATED SYSTEM VOLUME: 2.31

PURGING DATA

	TUBING DIAMETER (inches): 1/4		PURGE PUMP TYPE OR BAILER: PERISTALTIC
INITIAL PUMP OR TUBING DEPTH IN WELL (feet): 19	FINAL PUMP OR TUBING DEPTH IN WELL (feet): 19	PURGING START TIME: 0904	PURGING END TIME: 0953	TOTAL VOLUME PURGED (~~gallons~~ LITERS): 6.60

TIME (24 HR)	CUMUL. VOLUME PURGED (~~gallons~~ LITERS)	PURGE RATE (gpm) mL PM	DEPTH TO WATER (feet)	ORP (mV)	pH (standard units)	TEMP. (°C)	SPEC. COND. (circle units) µmhos/cm or µS/cm	DISSOLVED OXYGEN (circle units) mg/L or % saturation	TURBIDITY (NTUs)	COLOR (describe)	ODOR (describe)
0907	INITIAL	200	8.26	112.56	6.54	22.70	42.88	7.72	1.75	CLEAR	NO
0912	1.00	140	8.38	205.47	5.08	22.58	40.25	0.57	12.67	"	"
0917	1.70	140	8.44	213.63	5.04	22.61	4.59	0.30	16.60	"	"
0922	2.40	140	8.48	217.52	5.06	22.57	40.86	0.26	23.17	"	"
0928	3.10	140	8.48	213.39	5.10	22.53	40.75	0.23	22.29	"	"
0933	3.80	140	8.48	205.51	5.08	22.54	40.38	0.22	27.89	"	"
0938	4.50	140	8.48	209.98	4.98	22.55	40.28	0.22	10.70	"	"
0943	5.20	140	8.48	195.23	5.14	22.56	40.46	0.24	10.13	"	"
0948	5.90	140	8.48	198.30	5.15	22.58	40.74	0.23	7.89	"	"
0953	6.60	140	8.48	196.53	5.16	22.60	40.96	0.23	3.12	"	"
0											

WELL CAPACITY (Gallons Per Foot): **0.75"** = 0.02; **1"** = 0.04; **1.25"** = 0.06; **2"** = 0.16; **3"** = 0.37; **4"** = 0.65; **5"** = 1.02; **6"** = 1.47; **12"** = 5.88
TUBING INSIDE DIA. CAPACITY (Gal./Ft.): **1/8"** = 0.0006; **3/16"** = 0.0014; **1/4"** = 0.0026; **5/16"** = 0.004; **3/8"** = 0.006; **1/2"** = 0.010; **5/8"** = 0.016
PURGING EQUIPMENT CODES: **B** = Bailer; **BP** = Bladder Pump; **ESP** = Electric Submersible Pump; **PP** = Peristaltic Pump; **O** = Other (Specify)

*Parent Procedure, other procedures may reference this form in ETAPS. * Procedure # ROP-06-007

Electronically approved records are authenticated in the electronic document management system.
Information included in this material is proprietary and confidential and cannot be disclosed or used for any reason beyond the intended purpose without the prior written consent of Westinghouse Electric Company LLC.
© 2021 Westinghouse Electric Company LLC. All Rights Reserved.

Westinghouse Proprietary Class 2
PRINTED COPIES ARE UNCONTROLLED

SAMPLING DATA

WELL No: W-36	SAMPLED BY (PRINT) / AFFILIATION: James Leaphart / AECOM		
SAMPLER(S) SIGNATURE(S): JLeaphart		SAMPLING START TIME: 0955	SAMPLING END TIME: 1022
TUBING MATERIAL CODE: T	PUMP OR TUBING DEPTH IN WELL (feet): 19	DUPLICATE: Y (N)	
FIELD DECONTAMINATION: PUMP Y (N) TUBING (Y) N (replaced)		SAMPLE COLLECTION METHOD:	

FIELD EQUIPMENT USED:	FIELD EQUIPMENT USED:	REMARKS:
MAKE: IN-SITU	MAKE: SOLINST	
MODEL: TROLL 600	MODEL: 107	
SERIAL NO: 808958	SERIAL NO: 56924	

MATERIAL CODES: AG = Amber Glass; CG = Clear Glass; HDPE = High Density Polyethylene; LDPE = Low Density Polyethylene; PP = Polypropylene; S = Silicone; T = Teflon; O = Other (Specify)

NOTES:
1. STABILIZATION CRITERIA FOR RANGE OF VARIATION OF LAST THREE CONSECUTIVE READINGS:
pH: + 1.0 units **Temperature:** + 3% **Specific Conductance:** + 3% **Dissolved Oxygen:** optionally, + 0.2 mg/L or + 10% (whichever is greater) **ORP:** + 10 mV
Turbidity: all readings < 20 NTU; optionally + 5 NTU or + 10% (whichever is greater)

SAMPLED? Y OR N	# of bottles	Size	Material	Preservative	Preservative Lot Number	Analysis	Preferred Lab
Y	1	250 ml	Plastic	H_2SO_4	206168	Ammonia	WEC Chem Lab
Y	1	250 ml	Plastic	N/A		~~Conductivity~~[a]	WEC Chem Lab
						Fluoride[a]	
Y	1	250 ml	Plastic	N/A		Nitrate	Shealy
Y	3	50 ml	Glass vial	Vendor[b]		VOC	Shealy
N	2	250 ml	Glass-amber	N/A		SVOC[d]	Shealy
N	1	250 ml	Plastic	N/A		Tritium[c]	GEL
Y	2	1 liter	Plastic	HNO_3	201942	Gamma Spec[c]	GEL
						Gross Alpha	GEL
						Gross Beta	
						Isotopic U (α Spec)	
						Isotopic U (ICP-MS)	
						Total U (ICP-MS)	
						Tc-99 (liquid scint)	

Notes: [a] Ensure there is no headspace in the bottle.
[b] Glass vials for VOC collection are acidified by the vendor supplying the vials.
[c] Tritium and Gamma Spec Analysis are only performed on Wells W-7, W-10, W-13, W-15, W-16, W-18, W-22, W-24, W-26, W-29, W-30, W-32, W-33, W-39, W-41, W-43, W-44, W-47, W-48, and W-RW2 per NPDES SC0001848 requirements.
[d] SVOC analysis is only performed on Wells W-26, W-41, W-48, and W-RW2 per NPDES SC0001848 requirements.

Retain form in area for 1 year, in Records Room - 3 years and offsite - 57 years.

© 2021 Westinghouse Electric Company LLC.
All Rights Reserved.

Westinghouse Proprietary Class 2
PRINTED COPIES ARE UNCONTROLLED

Low Flow Groundwater Sample Collection Record

WELL NO: W-37	SAMPLE ID: W-37-2021-Q4	DATE: 10-11-21
TOTAL WELL LENGTH (feet) (A): 22.90	WATER TABLE DEPTH (feet) (B): 11.15	LENGTH OF WATER COLUMN (feet) (A-B): 11.75
CASING DIAMATER / MATL (inches): 2" / PVC	WELL SCREEN INTERVAL DEPTH: 15.5 feet to 20.5 feet	CALCULATED SYSTEM VOLUME: 1.92

PURGING DATA

	TUBING DIAMETER (inches):		PURGE PUMP TYPE OR BAILER: PERISTALTIC
INITIAL PUMP OR TUBING DEPTH IN WELL (feet): 20.90	FINAL PUMP OR TUBING DEPTH IN WELL (feet): 20.90	PURGING START TIME: 1243	PURGING END TIME: 1306

TOTAL VOLUME PURGED ~~(gallons)~~ LITERS: 3.20

TIME (24 HR)	CUMUL. VOLUME PURGED ~~(gallons)~~ LITERS	PURGE RATE ~~(gpm)~~ ML PM	DEPTH TO WATER (feet)	ORP (mV)	pH (standard units)	TEMP. (°C)	SPEC. COND. (circle units) µmhos/cm or µS/cm	DISSOLVED OXYGEN (circle units) mg/L or % saturation	TURBIDITY (NTUs)	COLOR (describe)	ODOR (describe)
1246	INITIAL	160	11.18	182.05	5.79	24.55	138.07	5.14	31.27	CLEAR	NO
1251	0.80	160	11.18	217.71	5.67	24.02	137.18	3.86	26.19	"	"
1256	1.60	160	11.18	226.81	5.67	23.90	136.80	3.76	4.40	"	"
1301	2.40	160	11.18	230.59	5.65	23.86	136.84	3.68	0.44	"	"
1306	3.20	160	11.18	234.44	5.64	23.91	137.30	3.66	0.73	"	"

WELL CAPACITY (Gallons Per Foot): **0.75"** = 0.02; **1"** = 0.04; **1.25"** = 0.06; **2"** = 0.16; **3"** = 0.37; **4"** = 0.65; **5"** = 1.02; **6"** = 1.47; **12"** = 5.88
TUBING INSIDE DIA. CAPACITY (Gal./Ft.): **1/8"** = 0.0006; **3/16"** = 0.0014; **1/4"** = 0.0026; **5/16"** = 0.004; **3/8"** = 0.006; **1/2"** = 0.010; **5/8"** = 0.016

PURGING EQUIPMENT CODES: **B** = Bailer; **BP** = Bladder Pump; **ESP** = Electric Submersible Pump; **PP** = Peristaltic Pump; **O** = Other (Specify)

*Parent Procedure, other procedures may reference this form in ETAPS. * Procedure # ROP-06-007

Electronically approved records are authenticated in the electronic document management system.

Information included in this material is proprietary and confidential and cannot be disclosed or used for any reason beyond the intended purpose without the prior written consent of Westinghouse Electric Company LLC.

© 2021 Westinghouse Electric Company LLC.
All Rights Reserved.

Westinghouse Proprietary Class 2
PRINTED COPIES ARE UNCONTROLLED

SAMPLING DATA

WELL No: W-37	SAMPLED BY (PRINT) / AFFILIATION: [illegible] / ACCAM		
SAMPLER(S) SIGNATURE(S): [signature]		SAMPLING START TIME: 1307	SAMPLING END TIME: 1330
TUBING MATERIAL CODE: T	PUMP OR TUBING DEPTH IN WELL (feet): 20.90	DUPLICATE: Y (N)	
FIELD DECONTAMINATION: PUMP Y (N) TUBING (Y) N (replaced)		SAMPLE COLLECTION METHOD: PERISTALTIC	

FIELD EQUIPMENT USED:	FIELD EQUIPMENT USED:	REMARKS:
MAKE: INSITU	MAKE: SOLINST	
MODEL: TROLL 600	MODEL: 107	
SERIAL NO: 808958	SERIAL NO: 56924	

MATERIAL CODES: AG = Amber Glass; CG = Clear Glass; HDPE = High Density Polyethylene; LDPE = Low Density Polyethylene; PP = Polypropylene; S = Silicone; T = Teflon; O = Other (Specify)

NOTES:
1. STABILIZATION CRITERIA FOR RANGE OF VARIATION OF LAST THREE CONSECUTIVE READINGS:
pH: + 1.0 units **Temperature**: + 3% **Specific Conductance**: + 3% **Dissolved Oxygen**: optionally, + 0.2 mg/L or + 10% (whichever is greater) **ORP**: + 10 mV
Turbidity: all readings < 20 NTU; optionally + 5 NTU or + 10% (whichever is greater)

SAMPLED? Y OR N	# of bottles	Size	Material	Preservative	Preservative Lot Number	Analysis	Preferred Lab
Y	1	250 ml	Plastic	H_2SO_4	206168	Ammonia	WEC Chem Lab
Y	1	250 ml	Plastic	N/A		~~Conductivity~~[a]	WEC Chem Lab
						Fluoride[a]	
Y	1	250 ml	Plastic	N/A		Nitrate	Shealy
Y	3	50 ml	Glass vial	Vendor[b]		VOC	Shealy
N	2	250 ml	Glass-amber	N/A		SVOC[d]	Shealy
N	1	250 ml	Plastic	N/A		Tritium[c]	GEL
Y	2	1 liter	Plastic	HNO_3	201942	Gamma Spec[c]	GEL
						Gross Alpha	GEL
						Gross Beta	
						Isotopic U (α Spec)	
						Isotopic U (ICP-MS)	
						Total U (ICP-MS)	
						Tc-99 (liquid scint)	

Notes: [a] Ensure there is no headspace in the bottle.
[b] Glass vials for VOC collection are acidified by the vendor supplying the vials.
[c] Tritium and Gamma Spec Analysis are only performed on Wells W-7, W-10, W-13, W-15, W-16, W-18, W-22, W-24, W-26, W-29, W-30, W-32, W-33, W-39, W-41, W-43, W-44, W-47, W-48, and W-RW2 per NPDES SC0001848 requirements.
[d] SVOC analysis is only performed on Wells W-26, W-41, W-48, and W-RW2 per NPDES SC0001848 requirements.

Retain form in area for 1 year, in Records Room - 3 years and offsite - 57 years.

© 2021 Westinghouse Electric Company LLC.
All Rights Reserved.
Westinghouse Proprietary Class 2
PRINTED COPIES ARE UNCONTROLLED

Low Flow Groundwater Sample Collection Record

WELL NO: 38	SAMPLE ID: W-38-2021-Q4	DATE: 10/7/21
TOTAL WELL LENGTH (feet) (A): 19.9	WATER TABLE DEPTH (feet) (B): 9.07	LENGTH OF WATER COLUMN (feet) (A-B): 10.83
CASING DIAMATER / MATL (inches): 2"	WELL SCREEN INTERVAL DEPTH: 15 feet to 20 feet	CALCULATED SYSTEM VOLUME: 1.8

PURGING DATA

TUBING DIAMETER (inches): 1/4			PURGE PUMP TYPE OR BAILER: peristaltic
INITIAL PUMP OR TUBING DEPTH IN WELL (feet): 17.5	FINAL PUMP OR TUBING DEPTH IN WELL (feet): 17.5	PURGING START TIME: 1358	PURGING END TIME: 1419	TOTAL VOLUME PURGED (gallons): 2.9

TIME (24 HR)	CUMUL. VOLUME PURGED (gallons)	PURGE RATE (gpm)	DEPTH TO WATER (feet)	ORP (mV)	pH (standard units)	TEMP. (°C)	SPEC. COND. (circle units) µmhos/cm or µS/cm	DISSOLVED OXYGEN (circle units) mg/L or % saturation	TURBIDITY (NTUs)	COLOR (describe)	ODOR (describe)
1359	0	140	9.2	50.80	5.35	28.9	0.051	6.438	0.5	CLEAR	NONE
1404	0.7	140	9.2	58.68	5.40	25.3	174.79	3.454	0.3	CLEAR	NONE
1409	1.4	140	9.2	59.53	5.45	25.2	173.98	3.397	0.3	CLEAR	NONE
1414	2.1	140	9.2	61.72	5.44	25.1	174.39	3.423	0.4	CLEAR	NONE
1419	2.8	140	9.2	63.68	5.45	25.2	173.95	3.164	1.0	CLEAR	NONE

WELL CAPACITY (Gallons Per Foot): **0.75"** = 0.02; **1"** = 0.04; **1.25"** = 0.06; **2"** = 0.16; **3"** = 0.37; **4"** = 0.65; **5"** = 1.02; **6"** = 1.47; **12"** = 5.88
TUBING INSIDE DIA. CAPACITY (Gal./Ft.): **1/8"** = 0.0006; **3/16"** = 0.0014; **1/4"** = 0.0026; **5/16"** = 0.004; **3/8"** = 0.006; **1/2"** = 0.010; **5/8"** = 0.016

PURGING EQUIPMENT CODES: **B** = Bailer; **BP** = Bladder Pump; **ESP** = Electric Submersible Pump; **PP** = Peristaltic Pump; **O** = Other (Specify)

*Parent Procedure, other procedures may reference this form in ETAPS. * Procedure # ROP-06-007

Electronically approved records are authenticated in the electronic document management system.

Information included in this material is proprietary and confidential and cannot be disclosed or used for any reason beyond the intended purpose without the prior written consent of Westinghouse Electric Company LLC.

© 2020 Westinghouse Electric Company LLC.
All Rights Reserved.

Westinghouse Proprietary Class 2
PRINTED COPIES ARE UNCONTROLLED

SAMPLING DATA

WELL No: 38	SAMPLED BY (PRINT) / AFFILIATION: R. GREWS		
SAMPLER(S) SIGNATURE(S): [signature]		SAMPLING START TIME: 1422	SAMPLING END TIME:
TUBING MATERIAL CODE: T	PUMP OR TUBING DEPTH IN WELL (feet): 17.5	DUPLICATE: Y (N)	
FIELD DECONTAMINATION: PUMP Y (N) TUBING (Y) N (replaced)		SAMPLE COLLECTION METHOD: Low Flow	

FIELD EQUIPMENT USED:	FIELD EQUIPMENT USED:	REMARKS:
MAKE:	MAKE:	
MODEL:	MODEL:	
SERIAL NO:	SERIAL NO:	

MATERIAL CODES: **AG** = Amber Glass; **CG** = Clear Glass; **HDPE** = High Density Polyethylene; **LDPE** = Low Density Polyethylene; **PP** = Polypropylene; **S** = Silicone; **T** = Teflon; **O** = Other (Specify)

NOTES:
1. STABILIZATION CRITERIA FOR RANGE OF VARIATION OF LAST THREE CONSECUTIVE READINGS:
pH: + 1.0 units **Temperature**: + 3% **Specific Conductance**: + 3% **Dissolved Oxygen**: optionally, + 0.2 mg/L or + 10% (whichever is greater) **ORP**: + 10 mV
Turbidity: all readings < 20 NTU; optionally + 5 NTU or + 10% (whichever is greater)

SAMPLED? Y OR N	# of bottles	Size	Material	Preservative	Preservative Lot Number	Analysis	Preferred Lab
Y	1	250 ml	Plastic	H_2SO_4	206168	Ammonia	WEC Chem Lab
Y	1	250 ml	Plastic	N/A		Conductivity[a]	WEC Chem Lab
						Fluoride[a]	
Y	1	250 ml	Plastic	N/A		Nitrate	Shealy
Y	3	50 ml	Glass vial	Vendor[b]		VOC	Shealy
N	2	250 ml	Glass-amber	N/A		SVOC	Shealy
N	1	250 ml	Plastic	N/A		Tritium	GEL
Y	2	1 liter	Plastic	HNO_3	201942	GAMMA	
						Gross Alpha	GEL
						Gross Beta	
						Isotopic U (α Spec)	
						Isotopic U (ICP-MS)	
						Total U (ICP-MS)	
						Tc-99 (liquid scint)	

Notes: [a] Ensure there is no headspace in the bottle.
[b] Glass vials for VOC collection are acidified by the vendor supplying the vials.

Retain form in area for 1 year, in Records Room - 3 years and offsite - 57 years.

*Parent Procedure, other procedures may reference this form in ETAPS.

© 2020 Westinghouse Electric Company LLC.
All Rights Reserved.

Westinghouse Proprietary Class 2
PRINTED COPIES ARE UNCONTROLLED

Low Flow Groundwater Sample Collection Record

WELL NO: 39	SAMPLE ID: W-39-2021-Q4	DATE: 10/18/21
TOTAL WELL LENGTH (feet) (A): 25.2	WATER TABLE DEPTH (feet) (B): 15.9	LENGTH OF WATER COLUMN (feet) (A-B): 9.3
CASING DIAMATER / MATL (inches): 2"	WELL SCREEN INTERVAL DEPTH: 12 feet to 22 feet	CALCULATED SYSTEM VOLUME: 1.5

PURGING DATA

	TUBING DIAMETER (inches): 1/4			PURGE PUMP TYPE OR BAILER: Peristaltic
INITIAL PUMP OR TUBING DEPTH IN WELL (feet): 17.0	FINAL PUMP OR TUBING DEPTH IN WELL (feet): 17.0	PURGING START TIME:	PURGING END TIME: 1200	TOTAL VOLUME PURGED (gallons): 2.8L

TIME (24 HR)	CUMUL. VOLUME PURGED (gallons)	PURGE RATE (gpm)	DEPTH TO WATER (feet)	ORP (mV)	pH (standard units)	TEMP. (°C)	SPEC. COND. (circle units) µmhos/cm or µS/cm	DISSOLVED OXYGEN (circle units) mg/L or % saturation	TURBIDITY (NTUs)	COLOR (describe)	ODOR (describe)
1140	0	140	15.9	25.69	5.79	36.3	0.299	5.885	0	CLEAR	NONE
1145	0.7	140	15.9	50.01	5.66	24.2	630.6	2.450	0.5	CLEAR	NONE
1150	1.4	140	15.9	47.92	5.68	24.0	633.1	2.390	0.3	CLEAR	NONE
1155	2.1	140	15.9	49.81	5.70	23.9	621.4	2.350	0.2	CLEAR	NONE
1200	2.8	140	15.9	48.62	5.71	24.1	617.1	2.317	0.1	CLEAR	NONE

WELL CAPACITY (Gallons Per Foot): **0.75"** = 0.02; **1"** = 0.04; **1.25"** = 0.06; **2"** = 0.16; **3"** = 0.37; **4"** = 0.65; **5"** = 1.02; **6"** = 1.47; **12"** = 5.88
TUBING INSIDE DIA. CAPACITY (Gal./Ft.): **1/8"** = 0.0006; **3/16"** = 0.0014; **1/4"** = 0.0026; **5/16"** = 0.004; **3/8"** = 0.006; **1/2"** = 0.010; **5/8"** = 0.016

PURGING EQUIPMENT CODES: **B** = Bailer; **BP** = Bladder Pump; **ESP** = Electric Submersible Pump; **PP** = Peristaltic Pump; **O** = Other (Specify)

*Parent Procedure, other procedures may reference this form in ETAPS. * Procedure # ROP-06-007

Electronically approved records are authenticated in the electronic document management system.
Information included in this material is proprietary and confidential and cannot be disclosed or used for any reason beyond the intended purpose without the prior written consent of Westinghouse Electric Company LLC.
© 2021 Westinghouse Electric Company LLC. All Rights Reserved.

Westinghouse Proprietary Class 2
PRINTED COPIES ARE UNCONTROLLED

SAMPLING DATA

WELL No:	SAMPLED BY (PRINT) / AFFILIATION:		
39	RANDY CREWS		
SAMPLER(S) SIGNATURE(S): RC	SAMPLING START TIME: 1203	SAMPLING END TIME: 1228	
TUBING MATERIAL CODE: T	PUMP OR TUBING DEPTH IN WELL (feet): 17	DUPLICATE: Y (N)	
FIELD DECONTAMINATION: PUMP Y (N)	TUBING (Y) N (replaced)	SAMPLE COLLECTION METHOD: LOW FLOW	

FIELD EQUIPMENT USED:	FIELD EQUIPMENT USED:	REMARKS:
MAKE:	MAKE:	
MODEL:	MODEL:	
SERIAL NO:	SERIAL NO:	

MATERIAL CODES: **AG** = Amber Glass; **CG** = Clear Glass; **HDPE** = High Density Polyethylene; **LDPE** = Low Density Polyethylene; **PP** = Polypropylene; **S** = Silicone; **T** = Teflon; **O** = Other (Specify)

NOTES:
1. STABILIZATION CRITERIA FOR RANGE OF VARIATION OF LAST THREE CONSECUTIVE READINGS:
pH: + 1.0 units **Temperature**: + 3% **Specific Conductance**: + 3% **Dissolved Oxygen**: optionally, + 0.2 mg/L or + 10% (whichever is greater) **ORP**: + 10 mV
Turbidity: all readings < 20 NTU; optionally + 5 NTU or + 10% (whichever is greater)

SAMPLED? Y OR N	# of bottles	Size	Material	Preservative	Preservative Lot Number	Analysis	Preferred Lab
Y	1	250 ml	Plastic	H_2SO_4	206168	Ammonia	WEC Chem Lab
Y	1	250 ml	Plastic	N/A		Conductivity[a]	WEC Chem Lab
						Fluoride[a]	
Y	1	250 ml	Plastic	N/A		Nitrate	Shealy
Y	3	50 ml	Glass vial	Vendor[b]		VOC	Shealy
N	2	250 ml	Glass-amber	N/A		SVOC[d]	Shealy
Y	1	250 ml	Plastic	N/A		Tritium[c]	GEL
Y	2	1 liter	Plastic	HNO_3	201942	Gamma Spec[c]	GEL
						Gross Alpha	GEL
						Gross Beta	
						Isotopic U (α Spec)	
						Isotopic U (ICP-MS)	
						Total U (ICP-MS)	
						Tc-99 (liquid scint)	

Notes: [a] Ensure there is no headspace in the bottle.
[b] Glass vials for VOC collection are acidified by the vendor supplying the vials.
[c] Tritium and Gamma Spec Analysis are only performed on Wells W-7, W-10, W-13, W-15, W-16, W-18, W-22, W-24, W-26, W-29, W-30, W-32, W-33, W-39, W-41, W-43, W-44, W-47, W-48, and W-RW2 per NPDES SC0001848 requirements.
[d] SVOC analysis is only performed on Wells W-26, W-41, W-48, and W-RW2 per NPDES SC0001848 requirements.

Retain form in area for 1 year, in Records Room - 3 years and offsite - 57 years.

© 2021 Westinghouse Electric Company LLC.
All Rights Reserved.

Low Flow Groundwater Sample Collection Record

WELL NO: 40	SAMPLE ID: W-40-2021-Q4	DATE: 10/12/21
TOTAL WELL LENGTH (feet) (A): 17.24	WATER TABLE DEPTH (feet) (B): 11.2	LENGTH OF WATER COLUMN (feet) (A-B): 6.04
CASING DIAMATER / MATL (inches): 2"	WELL SCREEN INTERVAL DEPTH: 5 feet to 15 feet	CALCULATED SYSTEM VOLUME: 1.0

PURGING DATA

	TUBING DIAMETER (inches): 1/4			PURGE PUMP TYPE OR BAILER: peristaltic
INITIAL PUMP OR TUBING DEPTH IN WELL (feet): 10.0	FINAL PUMP OR TUBING DEPTH IN WELL (feet): 10.0	PURGING START TIME: 0856	PURGING END TIME: 0917	TOTAL VOLUME PURGED (~~gallons~~): 2.4L

TIME (24 HR)	CUMUL. VOLUME PURGED (gallons)	PURGE RATE (gpm)	DEPTH TO WATER (feet)	ORP (mV)	pH (standard units)	TEMP. (°C)	SPEC. COND. (circle units) µmhos/cm or µS/cm	DISSOLVED OXYGEN (circle units) mg/L or % saturation	TURBIDITY (NTUs)	COLOR (describe)	ODOR (describe)
0857	0	120	11.3	-139.6	6.31	23.1	105.42	3.509	17.8	CLEAR	NONE
0902	0.6	120	11.32	-128.8	6.18	23.4	95.96	0.736	7.6	CLEAR	NONE
0907	1.2	120	11.32	-121.31	6.16	23.6	94.93	0.672	6.3	CLEAR	NONE
0912	1.8	120	11.32	-118.4	6.21	23.6	92.74	0.593	7.5	CLEAR	NONE
0917	2.4	120	11.32	-115.2	6.24	23.7	92.37	0.531	6.42	CLEAR	NONE

WELL CAPACITY (Gallons Per Foot): **0.75"** = 0.02; **1"** = 0.04; **1.25"** = 0.06; **2"** = 0.16; **3"** = 0.37; **4"** = 0.65; **5"** = 1.02; **6"** = 1.47; **12"** = 5.88
TUBING INSIDE DIA. CAPACITY (Gal./Ft.): **1/8"** = 0.0006; **3/16"** = 0.0014; **1/4"** = 0.0026; **5/16"** = 0.004; **3/8"** = 0.006; **1/2"** = 0.010; **5/8"** = 0.016

PURGING EQUIPMENT CODES: **B** = Bailer; **BP** = Bladder Pump; **ESP** = Electric Submersible Pump; **PP** = Peristaltic Pump; **O** = Other (Specify)

*Parent Procedure, other procedures may reference this form in ETAPS. * Procedure # ROP-06-007

Electronically approved records are authenticated in the electronic document management system.
Information included in this material is proprietary and confidential and cannot be disclosed or used for any reason beyond the intended purpose without the prior written consent of Westinghouse Electric Company LLC.
© 2021 Westinghouse Electric Company LLC. All Rights Reserved.

Westinghouse Proprietary Class 2
PRINTED COPIES ARE UNCONTROLLED

SAMPLING DATA

WELL No: 40	SAMPLED BY (PRINT) / AFFILIATION: R. Crews		
SAMPLER(S) SIGNATURE(S):		SAMPLING START TIME: 0920	SAMPLING END TIME: 0945
TUBING MATERIAL CODE: T	PUMP OR TUBING DEPTH IN WELL (feet): 10.0	DUPLICATE: Y (N)	
FIELD DECONTAMINATION: PUMP Y (N)	TUBING (Y) N (replaced)	SAMPLE COLLECTION METHOD: Low Flow	

FIELD EQUIPMENT USED:	FIELD EQUIPMENT USED:	REMARKS:
MAKE:	MAKE:	
MODEL:	MODEL:	
SERIAL NO:	SERIAL NO:	

MATERIAL CODES: **AG** = Amber Glass; **CG** = Clear Glass; **HDPE** = High Density Polyethylene; **LDPE** = Low Density Polyethylene; **PP** = Polypropylene; **S** = Silicone; **T** = Teflon; **O** = Other (Specify)

NOTES:
1. STABILIZATION CRITERIA FOR RANGE OF VARIATION OF LAST THREE CONSECUTIVE READINGS:
pH: + 1.0 units **Temperature**: + 3% **Specific Conductance**: + 3% **Dissolved Oxygen**: optionally, + 0.2 mg/L or + 10% (whichever is greater) **ORP**: + 10 mV
Turbidity: all readings < 20 NTU; optionally + 5 NTU or + 10% (whichever is greater)

SAMPLED? Y OR N	# of bottles	Size	Material	Preservative	Preservative Lot Number	Analysis	Preferred Lab
Y	1	250 ml	Plastic	H_2SO_4	206168	Ammonia	WEC Chem Lab
Y	1	250 ml	Plastic	N/A		Conductivity[a]	WEC Chem Lab
						Fluoride[a]	
Y	1	250 ml	Plastic	N/A		Nitrate	Shealy
Y	3	50 ml	Glass vial	Vendor[b]		VOC	Shealy
N	2	250 ml	Glass-amber	N/A		SVOC[d]	Shealy
N	1	250 ml	Plastic	N/A		Tritium[c]	GEL
Y	2	1 liter	Plastic	HNO_3	201942	Gamma Spec[c]	GEL
						Gross Alpha	GEL
						Gross Beta	
						Isotopic U (α Spec)	
						Isotopic U (ICP-MS)	
						Total U (ICP-MS)	
						Tc-99 (liquid scint)	

Notes: [a] Ensure there is no headspace in the bottle.
[b] Glass vials for VOC collection are acidified by the vendor supplying the vials.
[c] Tritium and Gamma Spec Analysis are only performed on Wells W-7, W-10, W-13, W-15, W-16, W-18, W-22, W-24, W-26, W-29, W-30, W-32, W-33, W-39, W-41, W-43, W-44, W-47, W-48, and W-RW2 per NPDES SC0001848 requirements.
[d] SVOC analysis is only performed on Wells W-26, W-41, W-48, and W-RW2 per NPDES SC0001848 requirements.

Retain form in area for 1 year, in Records Room - 3 years and offsite - 57 years.

© 2021 Westinghouse Electric Company LLC.
All Rights Reserved.
Westinghouse Proprietary Class 2
PRINTED COPIES ARE UNCONTROLLED

Low Flow Groundwater Sample Collection Record

WELL NO: 41R	SAMPLE ID: W-41R-2021-Q4	DATE: 10/21/21
TOTAL WELL LENGTH (feet) (A): 27.05	WATER TABLE DEPTH (feet) (B): 15.6	LENGTH OF WATER COLUMN (feet) (A-B): 11.45
CASING DIAMATER / MATL (inches): 2"	WELL SCREEN INTERVAL DEPTH: 14.0 feet to 24.2 feet	CALCULATED SYSTEM VOLUME: 1.8

PURGING DATA

	TUBING DIAMETER (inches): 1/4		PURGE PUMP TYPE OR BAILER: PP
INITIAL PUMP OR TUBING DEPTH IN WELL (feet): 19.0	FINAL PUMP OR TUBING DEPTH IN WELL (feet): 19.0	PURGING START TIME: 0841	PURGING END TIME: 0903	TOTAL VOLUME PURGED (~~gallons~~): 2.8L

TIME (24 HR)	CUMUL. VOLUME PURGED (gallons)	PURGE RATE (gpm)	DEPTH TO WATER (feet)	ORP (mV)	pH (standard units)	TEMP. (°C)	SPEC. COND. (circle units) µmhos/cm or µS/cm	DISSOLVED OXYGEN (circle units) mg/L or % saturation	TURBIDITY (NTUs)	COLOR (describe)	ODOR (describe)
0843	0	140	15.68	66.97	5.69	18.3	523.80	7.236	0	clear	none
0848	0.7	140	15.68	112.80	5.64	19.3	534.81	4.002	0	clear	none
0853	1.4	140	15.68	110.33	5.63	19.4	531.11	3.775	0	clear	none
0858	2.1	140	15.68	108.58	5.63	19.3	532.10	3.716	0	clear	none
0903	2.8	140	15.68	107.39	5.63	19.4	533.61	3.721	0	clear	none

WELL CAPACITY (Gallons Per Foot): **0.75"** = 0.02; **1"** = 0.04; **1.25"** = 0.06; **2"** = 0.16; **3"** = 0.37; **4"** = 0.65; **5"** = 1.02; **6"** = 1.47; **12"** = 5.88
TUBING INSIDE DIA. CAPACITY (Gal./Ft.): **1/8"** = 0.0006; **3/16"** = 0.0014; **1/4"** = 0.0026; **5/16"** = 0.004; **3/8"** = 0.006; **1/2"** = 0.010; **5/8"** = 0.016

PURGING EQUIPMENT CODES: **B** = Bailer; **BP** = Bladder Pump; **ESP** = Electric Submersible Pump; **PP** = Peristaltic Pump; **O** = Other (Specify)

*Parent Procedure, other procedures may reference this form in ETAPS. * Procedure # ROP-06-007

Electronically approved records are authenticated in the electronic document management system.
Information included in this material is proprietary and confidential and cannot be disclosed or used for any reason beyond the intended purpose without the prior written consent of Westinghouse Electric Company LLC.
© 2021 Westinghouse Electric Company LLC. All Rights Reserved.

Westinghouse Proprietary Class 2
PRINTED COPIES ARE UNCONTROLLED

SAMPLING DATA

WELL No: 41R	SAMPLED BY (PRINT) / AFFILIATION: Randy Crews		
SAMPLER(S) SIGNATURE(S): R Crews		SAMPLING START TIME: 0906	SAMPLING END TIME: 1026
TUBING MATERIAL CODE: T	PUMP OR TUBING DEPTH IN WELL (feet): 19.0		DUPLICATE: Y (N)
FIELD DECONTAMINATION: PUMP Y (N)	TUBING (Y) N (replaced)		SAMPLE COLLECTION METHOD: Low Flow

FIELD EQUIPMENT USED:	FIELD EQUIPMENT USED:	REMARKS:
MAKE:	MAKE:	MS & MSD collected
MODEL:	MODEL:	
SERIAL NO:	SERIAL NO:	

MATERIAL CODES: **AG** = Amber Glass; **CG** = Clear Glass; **HDPE** = High Density Polyethylene; **LDPE** = Low Density Polyethylene; **PP** = Polypropylene; **S** = Silicone; **T** = Teflon; **O** = Other (Specify)

NOTES:
1. STABILIZATION CRITERIA FOR RANGE OF VARIATION OF LAST THREE CONSECUTIVE READINGS:
pH: + 1.0 units **Temperature**: + 3% **Specific Conductance**: + 3% **Dissolved Oxygen**: optionally, + 0.2 mg/L or + 10% (whichever is greater) **ORP**: + 10 mV
Turbidity: all readings < 20 NTU; optionally + 5 NTU or + 10% (whichever is greater)

SAMPLED? Y OR N	# of bottles	Size	Material	Preservative	Preservative Lot Number	Analysis	Preferred Lab
Y	1	250 ml	Plastic	H_2SO_4	206168	Ammonia	WEC Chem Lab
Y	1	250 ml	Plastic	N/A		Conductivity[a]	WEC Chem Lab
						Fluoride[a]	
Y	1	250 ml	Plastic	N/A		Nitrate	Shealy
Y	3	50 ml	Glass vial	Vendor[b]		VOC	Shealy
Y	2	250 ml	Glass-amber	N/A		SVOC[d]	Shealy
Y	1	250 ml	Plastic	N/A		Tritium[c]	GEL
Y	2	1 liter	Plastic	HNO_3	201942	Gamma Spec[c]	GEL
						Gross Alpha	GEL
						Gross Beta	
						Isotopic U (α Spec)	
						Isotopic U (ICP-MS)	
						Total U (ICP-MS)	
						Tc-99 (liquid scint)	

Notes: [a] Ensure there is no headspace in the bottle.
[b] Glass vials for VOC collection are acidified by the vendor supplying the vials.
[c] Tritium and Gamma Spec Analysis are only performed on Wells W-7, W-10, W-13, W-15, W-16, W-18, W-22, W-24, W-26, W-29, W-30, W-32, W-33, W-39, W-41, W-43, W-44, W-47, W-48, and W-RW2 per NPDES SC0001848 requirements.
[d] SVOC analysis is only performed on Wells W-26, W-41, W-48, and W-RW2 per NPDES SC0001848 requirements.

Retain form in area for 1 year, in Records Room - 3 years and offsite - 57 years.

© 2021 Westinghouse Electric Company LLC.
All Rights Reserved.
Westinghouse Proprietary Class 2
PRINTED COPIES ARE UNCONTROLLED

Low Flow Groundwater Sample Collection Record

WELL NO: W-42	SAMPLE ID: W-42-2021-Q4	DATE: 10-20-21
TOTAL WELL LENGTH (feet) (A): 32.89	WATER TABLE DEPTH (feet) (B): 25.62	LENGTH OF WATER COLUMN (feet) (A-B): 7.27
CASING DIAMATER / MATL (inches): 2" / PVC	WELL SCREEN INTERVAL DEPTH: 20 feet to 30 feet	CALCULATED SYSTEM VOLUME: 1.19

PURGING DATA

	TUBING DIAMETER (inches): 1/4		PURGE PUMP TYPE OR BAILER: PERI T
INITIAL PUMP OR TUBING DEPTH IN WELL (feet): 29.	FINAL PUMP OR TUBING DEPTH IN WELL (feet): 29	PURGING START TIME: 0848	PURGING END TIME: 0916	TOTAL VOLUME PURGED (~~gallons~~ L

TIME (24 HR)	CUMUL. VOLUME PURGED (~~gallons~~) L	PURGE RATE (~~gpm~~) mL PM	DEPTH TO WATER (feet)	ORP (mV)	pH (standard units)	TEMP. (°C)	SPEC. COND. (circle units) µmhos/cm or µS/cm	DISSOLVED OXYGEN (circle units) mg/L or % saturation	TURBIDITY (NTUs)	COLOR (describe)	ODOR (describe)
0851	INITIAL	160	25.70	241.10	5.05	17.83	68.89	2.43	0	"	
0856	0.80	140	25.82	316.93	4.79	18.43	65.56	0.58	0	"	"
0901	1.50	140	25.89	325.53	4.78	18.27	64.58	0.48	0	"	"
0906	2.20	140	25.91	330.23	4.77	18.53	61.29	0.63	0	"	"
0911	2.90	140	25.94	332.25	4.77	18.49	60.12	0.70	0	"	"
0916	3.60	140	25.96	330.66	4.80	18.69	61.05	0.63	0	"	"

WELL CAPACITY (Gallons Per Foot): **0.75"** = 0.02; **1"** = 0.04; **1.25"** = 0.06; **2"** = 0.16; **3"** = 0.37; **4"** = 0.65; **5"** = 1.02; **6"** = 1.47; **12"** = 5.88
TUBING INSIDE DIA. CAPACITY (Gal./Ft.): **1/8"** = 0.0006; **3/16"** = 0.0014; **1/4"** = 0.0026; **5/16"** = 0.004; **3/8"** = 0.006; **1/2"** = 0.010; **5/8"** = 0.016

PURGING EQUIPMENT CODES: B = Bailer; BP = Bladder Pump; ESP = Electric Submersible Pump; PP = Peristaltic Pump; O = Other (Specify)

*Parent Procedure, other procedures may reference this form in ETAPS. * Procedure # ROP-06-007

Electronically approved records are authenticated in the electronic document management system.

Information included in this material is proprietary and confidential and cannot be disclosed or used for any reason beyond the intended purpose without the prior written consent of Westinghouse Electric Company LLC.

© 2021 Westinghouse Electric Company LLC.
All Rights Reserved.

Westinghouse Proprietary Class 2
PRINTED COPIES ARE UNCONTROLLED

SAMPLING DATA

WELL No: W-42	SAMPLED BY (PRINT) / AFFILIATION: JAMES LEADHART / ACCOM		
SAMPLER(S) SIGNATURE(S): JA Leadhart		SAMPLING START TIME: 0917	SAMPLING END TIME: 0936
TUBING MATERIAL CODE: T	PUMP OR TUBING DEPTH IN WELL (feet): 29		DUPLICATE: Y (N)
FIELD DECONTAMINATION: PUMP Y (N)	TUBING (Y) N (replaced)		SAMPLE COLLECTION METHOD: PERISTALTIC

FIELD EQUIPMENT USED:	FIELD EQUIPMENT USED:	REMARKS:
MAKE: INSITU	MAKE: SOLINST	
MODEL: TROLL 600	MODEL: 107	
SERIAL NO: 868958	SERIAL NO: 56924	

MATERIAL CODES: **AG** = Amber Glass; **CG** = Clear Glass; **HDPE** = High Density Polyethylene; **LDPE** = Low Density Polyethylene; **PP** = Polypropylene; **S** = Silicone; **T** = Teflon; **O** = Other (Specify)

NOTES:
1. STABILIZATION CRITERIA FOR RANGE OF VARIATION OF LAST THREE CONSECUTIVE READINGS:
pH: + 1.0 units **Temperature:** + 3% **Specific Conductance:** + 3% **Dissolved Oxygen:** optionally, + 0.2 mg/L or + 10% (whichever is greater) **ORP:** + 10 mV
Turbidity: all readings < 20 NTU; optionally + 5 NTU or + 10% (whichever is greater)

SAMPLED? Y OR N	# of bottles	Size	Material	Preservative	Preservative Lot Number	Analysis	Preferred Lab
Y	1	250 ml	Plastic	H_2SO_4	206168	Ammonia	WEC Chem Lab
Y	1	250 ml	Plastic	N/A		~~Conductivity~~[a]	WEC Chem Lab
						Fluoride[a]	
Y	1	250 ml	Plastic	N/A		Nitrate	Shealy
Y	3	50 ml	Glass vial	Vendor[b]		VOC	Shealy
N	2	250 ml	Glass-amber	N/A		SVOC[d]	Shealy
N	1	250 ml	Plastic	N/A		Tritium[c]	GEL
Y	2	1 liter	Plastic	HNO_3	201942	Gamma Spec[c]	GEL
						Gross Alpha	GEL
						Gross Beta	
						Isotopic U (α Spec)	
						Isotopic U (ICP-MS)	
						Total U (ICP-MS)	
						Tc-99 (liquid scint)	

Notes: [a] Ensure there is no headspace in the bottle.
[b] Glass vials for VOC collection are acidified by the vendor supplying the vials.
[c] Tritium and Gamma Spec Analysis are only performed on Wells W-7, W-10, W-13, W-15, W-16, W-18, W-22, W-24, W-26, W-29, W-30, W-32, W-33, W-39, W-41, W-43, W-44, W-47, W-48, and W-RW2 per NPDES SC0001848 requirements.
[d] SVOC analysis is only performed on Wells W-26, W-41, W-48, and W-RW2 per NPDES SC0001848 requirements.

Retain form in area for 1 year, in Records Room - 3 years and offsite - 57 years.

© 2021 Westinghouse Electric Company LLC.
All Rights Reserved.
Westinghouse Proprietary Class 2
PRINTED COPIES ARE UNCONTROLLED

Low Flow Groundwater Sample Collection Record

WELL NO: 43	SAMPLE ID: W.43.2021 - DUP	DATE: 10/13/21
TOTAL WELL LENGTH (feet) (A): 24.07	WATER TABLE DEPTH (feet) (B): 15.0	LENGTH OF WATER COLUMN (feet) (A-B): 9.07
CASING DIAMATER / MATL (inches): 2"	WELL SCREEN INTERVAL DEPTH: 10.5 feet to 20.5 feet	CALCULATED SYSTEM VOLUME: 1.5

PURGING DATA

	TUBING DIAMETER (inches): 1/4		PURGE PUMP TYPE OR BAILER: peristaltic

INITIAL PUMP OR TUBING DEPTH IN WELL (feet): 15.5	FINAL PUMP OR TUBING DEPTH IN WELL (feet): 15.5	PURGING START TIME: 1240	PURGING END TIME: 1258	TOTAL VOLUME PURGED (gallons):

TIME (24 HR)	CUMUL. VOLUME PURGED (gallons)	PURGE RATE (gpm)	DEPTH TO WATER (feet)	ORP (mV)	pH (standard units)	TEMP. (°C)	SPEC. COND. (circle units) µmhos/cm or µS/cm	DISSOLVED OXYGEN (circle units) mg/L or % saturation	TURBIDITY (NTUs)	COLOR (describe)	ODOR (describe)
1243	0	140	15.0	35.29	5.42	29.1	128.43	3.225	0.6	CLEAR	NONE
1248	0.7	140	15.0	52.82	5.43	22.8	109.84	3.082	0.3	CLEAR	NONE
1253	1.4	140	15.0	58.72	5.45	23.2	110.09	3.250	0.1	CLEAR	NONE
1258	2.1	140	15.0	61.78	5.45	23.3	110.04	3.211	0.8	CLEAR	NONE

WELL CAPACITY (Gallons Per Foot): **0.75"** = 0.02; **1"** = 0.04; **1.25"** = 0.06; **2"** = 0.16; **3"** = 0.37; **4"** = 0.65; **5"** = 1.02; **6"** = 1.47; **12"** = 5.88
TUBING INSIDE DIA. CAPACITY (Gal./Ft.): **1/8"** = 0.0006; **3/16"** = 0.0014; **1/4"** = 0.0026; **5/16"** = 0.004; **3/8"** = 0.006; **1/2"** = 0.010; **5/8"** = 0.016
PURGING EQUIPMENT CODES: **B** = Bailer; **BP** = Bladder Pump; **ESP** = Electric Submersible Pump; **PP** = Peristaltic Pump; **O** = Other (Specify)

*Parent Procedure, other procedures may reference this form in ETAPS. * Procedure # ROP-06-007

Electronically approved records are authenticated in the electronic document management system.
Information included in this material is proprietary and confidential and cannot be disclosed or used for any reason beyond the intended purpose without the prior written consent of Westinghouse Electric Company LLC.
© 2021 Westinghouse Electric Company LLC.
All Rights Reserved.

Westinghouse Proprietary Class 2
PRINTED COPIES ARE UNCONTROLLED

SAMPLING DATA

WELL No: 43	SAMPLED BY (PRINT) / AFFILIATION: Randy Crews		
SAMPLER(S) SIGNATURE(S): R Crews		SAMPLING START TIME: 1302	SAMPLING END TIME: 1322
TUBING MATERIAL CODE:	PUMP OR TUBING DEPTH IN WELL (feet):	DUPLICATE: Y (N)	
FIELD DECONTAMINATION: PUMP Y (N) TUBING (Y) N (replaced)		SAMPLE COLLECTION METHOD: Low Flow	

FIELD EQUIPMENT USED:	FIELD EQUIPMENT USED:	REMARKS:
MAKE:	MAKE:	EB-01-101821 pulled after W-43
MODEL:	MODEL:	
SERIAL NO:	SERIAL NO:	

MATERIAL CODES: **AG** = Amber Glass; **CG** = Clear Glass; **HDPE** = High Density Polyethylene; **LDPE** = Low Density Polyethylene; **PP** = Polypropylene; **S** = Silicone; **T** = Teflon; **O** = Other (Specify)

NOTES:
1. STABILIZATION CRITERIA FOR RANGE OF VARIATION OF LAST THREE CONSECUTIVE READINGS:
pH: + 1.0 units **Temperature**: + 3% **Specific Conductance**: + 3% **Dissolved Oxygen**: optionally, + 0.2 mg/L or + 10% (whichever is greater) **ORP**: + 10 mV
Turbidity: all readings < 20 NTU; optionally + 5 NTU or + 10% (whichever is greater)

SAMPLED? Y OR N	# of bottles	Size	Material	Preservative	Preservative Lot Number	Analysis	Preferred Lab
Y	1	250 ml	Plastic	H_2SO_4	206168	Ammonia	WEC Chem Lab
Y	1	250 ml	Plastic	N/A		Conductivity[a]	WEC Chem Lab
						Fluoride[a]	
Y	1	250 ml	Plastic	N/A		Nitrate	Shealy
Y	3	50 ml	Glass vial	Vendor[b]		VOC	Shealy
N	2	250 ml	Glass-amber	N/A		SVOC[d]	Shealy
Y	1	250 ml	Plastic	N/A		Tritium[c]	GEL
Y	2	1 liter	Plastic	HNO_3	201942	Gamma Spec[c]	GEL
						Gross Alpha	GEL
						Gross Beta	
						Isotopic U (α Spec)	
						Isotopic U (ICP-MS)	
						Total U (ICP-MS)	
						Tc-99 (liquid scint)	

Notes: [a] Ensure there is no headspace in the bottle.
[b] Glass vials for VOC collection are acidified by the vendor supplying the vials.
[c] Tritium and Gamma Spec Analysis are only performed on Wells W-7, W-10, W-13, W-15, W-16, W-18, W-22, W-24, W-26, W-29, W-30, W-32, W-33, W-39, W-41, W-43, W-44, W-47, W-48, and W-RW2 per NPDES SC0001848 requirements.
[d] SVOC analysis is only performed on Wells W-26, W-41, W-48, and W-RW2 per NPDES SC0001848 requirements.

Retain form in area for 1 year, in Records Room - 3 years and offsite - 57 years.

© 2021 Westinghouse Electric Company LLC.
All Rights Reserved.

Westinghouse Proprietary Class 2
PRINTED COPIES ARE UNCONTROLLED

Low Flow Groundwater Sample Collection Record

WELL NO: 44	SAMPLE ID: W-44-2021-Q4	DATE: 10/18/21
TOTAL WELL LENGTH (feet) (A): 29.95	WATER TABLE DEPTH (feet) (B): 18.02	LENGTH OF WATER COLUMN (feet) (A-B): 11.93
CASING DIAMATER / MATL (inches): 2"	WELL SCREEN INTERVAL DEPTH: 16 feet to 26 feet	CALCULATED SYSTEM VOLUME: 2.0

PURGING DATA

	TUBING DIAMETER (inches): 1/4		PURGE PUMP TYPE OR BAILER: peristaltic
INITIAL PUMP OR TUBING DEPTH IN WELL (feet): 21.0	FINAL PUMP OR TUBING DEPTH IN WELL (feet): 21.0	PURGING START TIME: 1400	PURGING END TIME: 1418	TOTAL VOLUME PURGED (gallons): 1.9L

TIME (24 HR)	CUMUL. VOLUME PURGED (gallons)	PURGE RATE (gpm)	DEPTH TO WATER (feet)	ORP (mV)	pH (standard units)	TEMP. (°C)	SPEC. COND. (circle units) µmhos/cm or µS/cm	DISSOLVED OXYGEN (circle units) mg/L or % saturation	TURBIDITY (NTUs)	COLOR (describe)	ODOR (describe)
1403	0	100	18.07	51.82	5.35	28.5	0.051	6.274	0.1	clear	none
1408	0.5	100	18.07	61.97	5.37	20.4	92.07	3.806	0	clear	none
1413	1.2	140	18.08	67.89	5.42	19.8	92.13	3.720	0	clear	none
1418	1.9	140	18.08	68.22	5.50	20.0	92.33	3.527	0	clear	none

WELL CAPACITY (Gallons Per Foot): **0.75"** = 0.02; **1"** = 0.04; **1.25"** = 0.06; **2"** = 0.16; **3"** = 0.37; **4"** = 0.65; **5"** = 1.02; **6"** = 1.47; **12"** = 5.88
TUBING INSIDE DIA. CAPACITY (Gal./Ft.): **1/8"** = 0.0006; **3/16"** = 0.0014; **1/4"** = 0.0026; **5/16"** = 0.004; **3/8"** = 0.006; **1/2"** = 0.010; **5/8"** = 0.016

PURGING EQUIPMENT CODES: **B** = Bailer; **BP** = Bladder Pump; **ESP** = Electric Submersible Pump; **PP** = Peristaltic Pump; **O** = Other (Specify)

*Parent Procedure, other procedures may reference this form in ETAPS. * Procedure # ROP-06-007

Electronically approved records are authenticated in the electronic document management system.
Information included in this material is proprietary and confidential and cannot be disclosed or used for any reason beyond the intended purpose without the prior written consent of Westinghouse Electric Company LLC.
© 2021 Westinghouse Electric Company LLC.

SAMPLING DATA

WELL No: 44	SAMPLED BY (PRINT) / AFFILIATION: Randy Cells		
SAMPLER(S) SIGNATURE(S): R Cells		SAMPLING START TIME: 1423	SAMPLING END TIME: 1448
TUBING MATERIAL CODE:	PUMP OR TUBING DEPTH IN WELL (feet): 21.0	DUPLICATE: Y (N)	
FIELD DECONTAMINATION: PUMP Y (N) TUBING (Y) N (replaced)		SAMPLE COLLECTION METHOD: Low Flow	

FIELD EQUIPMENT USED:	FIELD EQUIPMENT USED:	REMARKS:
MAKE:	MAKE:	
MODEL:	MODEL:	
SERIAL NO:	SERIAL NO:	

MATERIAL CODES: **AG** = Amber Glass; **CG** = Clear Glass; **HDPE** = High Density Polyethylene; **LDPE** = Low Density Polyethylene; **PP** = Polypropylene; **S** = Silicone; **T** = Teflon; **O** = Other (Specify)

NOTES:
1. STABILIZATION CRITERIA FOR RANGE OF VARIATION OF LAST THREE CONSECUTIVE READINGS:
pH: + 1.0 units **Temperature**: + 3% **Specific Conductance**: + 3% **Dissolved Oxygen**: optionally, + 0.2 mg/L or + 10% (whichever is greater) **ORP**: + 10 mV
Turbidity: all readings < 20 NTU; optionally + 5 NTU or + 10% (whichever is greater)

SAMPLED? Y OR N	# of bottles	Size	Material	Preservative	Preservative Lot Number	Analysis	Preferred Lab
Y	1	250 ml	Plastic	H_2SO_4	206168	Ammonia	WEC Chem Lab
Y	1	250 ml	Plastic	N/A		Conductivity[a]	WEC Chem Lab
						Fluoride[a]	
Y	1	250 ml	Plastic	N/A		Nitrate	Shealy
Y	3	50 ml	Glass vial	Vendor[b]		VOC	Shealy
N	2	250 ml	Glass-amber	N/A		SVOC[d]	Shealy
Y	1	250 ml	Plastic	N/A		Tritium[c]	GEL
Y	2	1 liter	Plastic	HNO_3	201942	Gamma Spec[c]	GEL
						Gross Alpha	GEL
						Gross Beta	
						Isotopic U (α Spec)	
						Isotopic U (ICP-MS)	
						Total U (ICP-MS)	
						Tc-99 (liquid scint)	

Notes: [a] Ensure there is no headspace in the bottle.
[b] Glass vials for VOC collection are acidified by the vendor supplying the vials.
[c] Tritium and Gamma Spec Analysis are only performed on Wells W-7, W-10, W-13, W-15, W-16, W-18, W-22, W-24, W-26, W-29, W-30, W-32, W-33, W-39, W-41, W-43, W-44, W-47, W-48, and W-RW2 per NPDES SC0001848 requirements.
[d] SVOC analysis is only performed on Wells W-26, W-41, W-48, and W-RW2 per NPDES SC0001848 requirements.

Retain form in area for 1 year, in Records Room - 3 years and offsite - 57 years.

© 2021 Westinghouse Electric Company LLC.

Low Flow Groundwater Sample Collection Record

WELL NO: W-45	SAMPLE ID: W-45-2021-Q4	DATE: 10/14/21
TOTAL WELL LENGTH (feet) (A): 18.2	WATER TABLE DEPTH (feet) (B): 12.04	LENGTH OF WATER COLUMN (feet) (A-B): 6.16
CASING DIAMATER / MATL (inches): 2"	WELL SCREEN INTERVAL DEPTH: 6.0 feet to 16.0 feet	CALCULATED SYSTEM VOLUME: 1.0

PURGING DATA

	TUBING DIAMETER (inches): 1/4			PURGE PUMP TYPE OR BAILER: PERISTALTIC
INITIAL PUMP OR TUBING DEPTH IN WELL (feet): 11.0	FINAL PUMP OR TUBING DEPTH IN WELL (feet): 11.0	PURGING START TIME: 1019	PURGING END TIME: 1107	TOTAL VOLUME PURGED (gallons): 6.3 L

TIME (24 HR)	CUMUL. VOLUME PURGED (gallons)	PURGE RATE (gpm)	DEPTH TO WATER (feet)	ORP (mV)	pH (standard units)	TEMP. (°C)	SPEC. COND. (circle units) µmhos/cm or µS/cm	DISSOLVED OXYGEN (circle units) mg/L or % saturation	TURBIDITY (NTUs)	COLOR (describe)	ODOR (describe)
1022	0	140	12.17	-84.44	5.94	25.5	119.66	0.920	9.8	CLEAR	NONE
1027	0.7	140	12.29	-53.62	5.83	24.5	112.54	0.457	7.9	CLEAR	NONE
1032	1.4	140	12.33	-52.66	5.86	24.4	114.82	0.353	9.8	CLEAR	NONE
1037	2.1	140	12.34	-126.26	6.03	24.4	129.91	0.356	4.5	CLEAR	NONE
1042	2.8	140	12.35	-165.78	6.15	24.4	139.20	0.368	2.5	CLEAR	NONE
1047	3.5	140	12.35	-182.39	6.21	24.5	143.57	0.346	2.5	CLEAR	NONE
1052	4.2	140	12.36	-194.26	6.26	24.5	147.06	0.370	3.0	CLEAR	NONE
1057	4.9	140	12.36	-201.14	6.29	24.5	149.82	0.357	2.1	CLEAR	NONE
1102	5.6	140	12.37	-206.96	6.32	24.5	152.92	0.380	1.0	CLEAR	NONE
1107	6.3	140	12.37	-209.91	6.33	24.5	154.99	0.354	1.0	CLEAR	NONE

WELL CAPACITY (Gallons Per Foot): **0.75"** = 0.02; **1"** = 0.04; **1.25"** = 0.06; **2"** = 0.16; **3"** = 0.37; **4"** = 0.65; **5"** = 1.02; **6"** = 1.47; **12"** = 5.88
TUBING INSIDE DIA. CAPACITY (Gal./Ft.): **1/8"** = 0.0006; **3/16"** = 0.0014; **1/4"** = 0.0026; **5/16"** = 0.004; **3/8"** = 0.006; **1/2"** = 0.010; **5/8"** = 0.016
PURGING EQUIPMENT CODES: **B** = Bailer; **BP** = Bladder Pump; **ESP** = Electric Submersible Pump; **PP** = Peristaltic Pump; **O** = Other (Specify)

*Parent Procedure, other procedures may reference this form in ETAPS. * Procedure # ROP-06-007

Electronically approved records are authenticated in the electronic document management system.
Information included in this material is proprietary and confidential and cannot be disclosed or used for any reason beyond the intended purpose without the prior written consent of Westinghouse Electric Company LLC.
© 2021 Westinghouse Electric Company LLC. All Rights Reserved.

Westinghouse Proprietary Class 2
PRINTED COPIES ARE UNCONTROLLED

SAMPLING DATA

WELL No: W-45	SAMPLED BY (PRINT) / AFFILIATION: Randy Crews		
SAMPLER(S) SIGNATURE(S): R Crews		SAMPLING START TIME: 1111	SAMPLING END TIME: 1135
TUBING MATERIAL CODE:	PUMP OR TUBING DEPTH IN WELL (feet):	DUPLICATE: Y (N)	
FIELD DECONTAMINATION: PUMP Y (N) TUBING (Y) N (replaced)		SAMPLE COLLECTION METHOD: Low Flow	
FIELD EQUIPMENT USED: MAKE: MODEL: SERIAL NO:	FIELD EQUIPMENT USED: MAKE: MODEL: SERIAL NO:	REMARKS: 101421 EB-DI - ~~20211014~~ pulled After SAMPLING Complete	

MATERIAL CODES: **AG** = Amber Glass; **CG** = Clear Glass; **HDPE** = High Density Polyethylene; **LDPE** = Low Density Polyethylene; **PP** = Polypropylene; **S** = Silicone; **T** = Teflon; **O** = Other (Specify)

NOTES:
1. STABILIZATION CRITERIA FOR RANGE OF VARIATION OF LAST THREE CONSECUTIVE READINGS:
pH: + 1.0 units **Temperature**: + 3% **Specific Conductance**: + 3% **Dissolved Oxygen**: optionally, + 0.2 mg/L or + 10% (whichever is greater) **ORP**: + 10 mV
Turbidity: all readings < 20 NTU; optionally + 5 NTU or + 10% (whichever is greater)

SAMPLED? Y OR N	# of bottles	Size	Material	Preservative	Preservative Lot Number	Analysis	Preferred Lab
Y	1	250 ml	Plastic	H_2SO_4	206168	Ammonia	WEC Chem Lab
Y	1	250 ml	Plastic	N/A		Conductivity[a]	WEC Chem Lab
						Fluoride[a]	
Y	1	250 ml	Plastic	N/A		Nitrate	Shealy
Y	3	50 ml	Glass vial	Vendor[b]		VOC	Shealy
N	2	250 ml	Glass-amber	N/A		SVOC[d]	Shealy
N	1	250 ml	Plastic	N/A		Tritium[c]	GEL
Y	2	1 liter	Plastic	HNO_3	201942	Gamma Spec[c]	GEL
						Gross Alpha	GEL
						Gross Beta	
						Isotopic U (α Spec)	
						Isotopic U (ICP-MS)	
						Total U (ICP-MS)	
						Tc-99 (liquid scint)	

Notes: [a] Ensure there is no headspace in the bottle.
[b] Glass vials for VOC collection are acidified by the vendor supplying the vials.
[c] Tritium and Gamma Spec Analysis are only performed on Wells W-7, W-10, W-13, W-15, W-16, W-18, W-22, W-24, W-26, W-29, W-30, W-32, W-33, W-39, W-41, W-43, W-44, W-47, W-48, and W-RW2 per NPDES SC0001848 requirements.
[d] SVOC analysis is only performed on Wells W-26, W-41, W-48, and W-RW2 per NPDES SC0001848 requirements.

Retain form in area for 1 year, in Records Room - 3 years and offsite - 57 years.

© 2021 Westinghouse Electric Company LLC.
All Rights Reserved.
Westinghouse Proprietary Class 2
PRINTED COPIES ARE UNCONTROLLED

Low Flow Groundwater Sample Collection Record

WELL NO: W-46	SAMPLE ID: W-46-2021-Q4	DATE: 10-21-21
TOTAL WELL LENGTH (feet) (A): 28.03	WATER TABLE DEPTH (feet) (B): 13.78	LENGTH OF WATER COLUMN (feet) (A-B): 14.25
CASING DIAMATER / MATL (inches): 4" / PVC	WELL SCREEN INTERVAL DEPTH: 15.5 feet to 25.5 feet	CALCULATED SYSTEM VOLUME: 2.32

PURGING DATA

	TUBING DIAMETER (inches): 1/4		PURGE PU TYPE
INITIAL PUMP OR TUBING DEPTH IN WELL (feet): 25	FINAL PUMP OR TUBING DEPTH IN WELL (feet): 25	PURGING START TIME: 0839	PURGING END TIME: 0902 / TOTAL VOLUME PURGED (gallons): 3.10

TIME (24 HR)	CUMUL. VOLUME PURGED (gallons) LITERS	PURGE RATE (gpm) mL PM	DEPTH TO WATER (feet)	ORP (mV)	pH (standard units)	TEMP. (°C)	SPEC. COND. (circle units) µmhos/cm or µS/cm	DISSOLVED OXYGEN (circle units) mg/L or % saturation	TURBIDITY (NTUs)	COLOR (describe) LITERS	ODOR (describe)
0841	INITIAL	200	13.87	191.40	6.19	19.15	198.33	5.55	0	CLEAR	NO
0846	1.00	150	14.14	244.24	5.46	19.19	196.73	0.53	0	"	"
0852	1.75	150	14.33	254.58	5.43	19.27	196.29	0.39	0	"	"
0857	2.50	120	14.46	257.80	5.44	19.31	1	0.33	0	"	"
0902	3.10	120	14.62	259.21	5.46	19.37	196.43	0.28	1.62	"	"

WELL CAPACITY (Gallons Per Foot): **0.75"** = 0.02; **1"** = 0.04; **1.25"** = 0.06; **2"** = 0.16; **3"** = 0.37; **4"** = 0.65; **5"** = 1.02; **6"** = 1.47; **12"** = 5.88
TUBING INSIDE DIA. CAPACITY (Gal./Ft.): **1/8"** = 0.0006; **3/16"** = 0.0014; **1/4"** = 0.0026; **5/16"** = 0.004; **3/8"** = 0.006; **1/2"** = 0.010; **5/8"** = 0.016

PURGING EQUIPMENT CODES: **B** = Bailer; **BP** = Bladder Pump; **ESP** = Electric Submersible Pump; **PP** = Peristaltic Pump; **O** = Other (Specify)

*Parent Procedure, other procedures may reference this form in ETAPS. * Procedure # ROP-06-007

Electronically approved records are authenticated in the electronic document management system.
Information included in this material is proprietary and confidential and cannot be disclosed or used for any reason beyond the intended purpose without the prior written consent of Westinghouse Electric Company LLC.
© 2021 Westinghouse Electric Company LLC. All Rights Reserved.

SAMPLING DATA

WELL No: L-46	SAMPLED BY (PRINT) / AFFILIATION: JAMES LEIGHTON / AECOM		
SAMPLER(S) SIGNATURE(S): JLeighton		SAMPLING START TIME: 0903	SAMPLING END TIME: 0925
TUBING MATERIAL CODE: T	PUMP OR TUBING DEPTH IN WELL (feet): 25	DUPLICATE: Y (N)	
FIELD DECONTAMINATION: PUMP Y (N) TUBING (Y) N (replaced)		SAMPLE COLLECTION METHOD: PER	

FIELD EQUIPMENT USED:	FIELD EQUIPMENT USED:	REMARKS:
MAKE: INSITU	MAKE: SOLINST	
MODEL: TROLL 600	MODEL: 107	
SERIAL NO: 809958	SERIAL NO: 56924	

MATERIAL CODES: **AG** = Amber Glass; **CG** = Clear Glass; **HDPE** = High Density Polyethylene; **LDPE** = Low Density Polyethylene; **PP** = Polypropylene; **S** = Silicone; **T** = Teflon; **O** = Other (Specify)

NOTES:
1. STABILIZATION CRITERIA FOR RANGE OF VARIATION OF LAST THREE CONSECUTIVE READINGS:
pH: + 1.0 units **Temperature**: + 3% **Specific Conductance**: + 3% **Dissolved Oxygen**: optionally, + 0.2 mg/L or + 10% (whichever is greater) **ORP**: + 10 mV
Turbidity: all readings < 20 NTU; optionally + 5 NTU or + 10% (whichever is greater)

SAMPLED? Y OR N	# of bottles	Size	Material	Preservative	Preservative Lot Number	Analysis	Preferred Lab
Y	1	250 ml	Plastic	H_2SO_4	206168	Ammonia	WEC Chem Lab
Y	1	250 ml	Plastic	N/A		~~Conductivity~~[a]	WEC Chem Lab
						Fluoride[a]	
Y	1	250 ml	Plastic	N/A		Nitrate	Shealy
Y	3	50 ml	Glass vial	Vendor[b]		VOC	Shealy
N	2	250 ml	Glass-amber	N/A		SVOC[d]	Shealy
N	1	250 ml	Plastic	N/A		Tritium[c]	GEL
Y	2	1 liter	Plastic	HNO_3	201942	Gamma Spec[c]	GEL
						Gross Alpha	GEL
						Gross Beta	
						Isotopic U (α Spec)	
						Isotopic U (ICP-MS)	
						Total U (ICP-MS)	
						Tc-99 (liquid scint)	

Notes: [a] Ensure there is no headspace in the bottle.
[b] Glass vials for VOC collection are acidified by the vendor supplying the vials.
[c] Tritium and Gamma Spec Analysis are only performed on Wells W-7, W-10, W-13, W-15, W-16, W-18, W-22, W-24, W-26, W-29, W-30, W-32, W-33, W-39, W-41, W-43, W-44, W-47, W-48, and W-RW2 per NPDES SC0001848 requirements.
[d] SVOC analysis is only performed on Wells W-26, W-41, W-48, and W-RW2 per NPDES SC0001848 requirements.

Retain form in area for 1 year, in Records Room - 3 years and offsite - 57 years.

© 2021 Westinghouse Electric Company LLC.
All Rights Reserved.

Westinghouse Proprietary Class 2
PRINTED COPIES ARE UNCONTROLLED

Low Flow Groundwater Sample Collection Record

WELL NO: W-47	SAMPLE ID: W-47-2021-Q4	DATE: 10-19-21
TOTAL WELL LENGTH (feet) (A): 46.80	WATER TABLE DEPTH (feet) (B): 26.20	LENGTH OF WATER COLUMN (feet) (A-B): 20.6
CASING DIAMATER / MATL (inches): 4" / PVC	WELL SCREEN INTERVAL DEPTH: 34.3 feet to 44.8 feet	CALCULATED SYSTEM VOLUME: 3.36

PURGING DATA

	TUBING DIAMETER (inches): 1/4		PURGE PUMP TYPE OR BAILER: PERISTALTIC
INITIAL PUMP OR TUBING DEPTH IN WELL (feet): 42	FINAL PUMP OR TUBING DEPTH IN WELL (feet): 42	PURGING START TIME: 0922	PURGING END TIME: 0946	TOTAL VOLUME PURGED (~~gallons~~ LITERS): 4.10

TIME (24 HR)	CUMUL. VOLUME PURGED (~~gallons~~ LITERS)	PURGE RATE (~~gpm~~ ML PM)	DEPTH TO WATER (feet)	ORP (mV)	pH (standard units)	TEMP. (°C)	SPEC. COND. (circle units) µmhos/cm or µS/cm	DISSOLVED OXYGEN (circle units) mg/L or % saturation	TURBIDITY (NTUs)	COLOR (describe)	ODOR (describe)
0925	INITIAL	220	26.25	161.97	5.89	16.78	559.78	5.24	0	CLEAR	NO
0931	1.10	200	26.28	193.08	5.88	18.01	543.50	0.60	1.80	"	"
0936	2.10	200	26.28	197.36	5.90	18.11	543.18	0.41	0	"	"
0941	3.10	200	26.28	198.70	5.90	18.20	542.36	0.32	0	"	"
0946	4.10	200	26.28	200.47	5.90	18.27	542.32	0.31	0	"	"

WELL CAPACITY (Gallons Per Foot): **0.75"** = 0.02; **1"** = 0.04; **1.25"** = 0.06; **2"** = 0.16; **3"** = 0.37; **4"** = 0.65; **5"** = 1.02; **6"** = 1.47; **12"** = 5.88
TUBING INSIDE DIA. CAPACITY (Gal./Ft.): **1/8"** = 0.0006; **3/16"** = 0.0014; **1/4"** = 0.0026; **5/16"** = 0.004; **3/8"** = 0.006; **1/2"** = 0.010; **5/8"** = 0.016

PURGING EQUIPMENT CODES: B = Bailer; BP = Bladder Pump; ESP = Electric Submersible Pump; PP = Peristaltic Pump; O = Other (Specify)

*Parent Procedure, other procedures may reference this form in ETAPS. * Procedure # ROP-06-007

Electronically approved records are authenticated in the electronic document management system.

Information included in this material is proprietary and confidential and cannot be disclosed or used for any reason beyond the intended purpose without the prior written consent of Westinghouse Electric Company LLC.

© 2021 Westinghouse Electric Company LLC.
All Rights Reserved.

Westinghouse Proprietary Class 2
PRINTED COPIES ARE UNCONTROLLED

SAMPLING DATA

WELL No:	SAMPLED BY (PRINT) / AFFILIATION:	
W-47	JAMES LEAPHART / AECOM	
SAMPLER(S) SIGNATURE(S): J Leaphart	SAMPLING START TIME: 0947	SAMPLING END TIME: 1016
TUBING MATERIAL CODE: T	PUMP OR TUBING DEPTH IN WELL (feet): 42	DUPLICATE: Y (N)
FIELD DECONTAMINATION: PUMP Y (N) TUBING (Y) N (replaced)		SAMPLE COLLECTION METHOD: PERISTALTIC

FIELD EQUIPMENT USED:	FIELD EQUIPMENT USED:	REMARKS:
MAKE: INSITU	MAKE: SOLINST	
MODEL: TROLL 600	MODEL: 107	
SERIAL NO: 808958	SERIAL NO: 56924	

MATERIAL CODES: **AG** = Amber Glass; **CG** = Clear Glass; **HDPE** = High Density Polyethylene; **LDPE** = Low Density Polyethylene; **PP** = Polypropylene; **S** = Silicone; **T** = Teflon; **O** = Other (Specify)

NOTES:
1. STABILIZATION CRITERIA FOR RANGE OF VARIATION OF LAST THREE CONSECUTIVE READINGS:
pH: + 1.0 units **Temperature**: + 3% **Specific Conductance**: + 3% **Dissolved Oxygen**: optionally, + 0.2 mg/L or + 10% (whichever is greater) **ORP**: + 10 mV
Turbidity: all readings < 20 NTU; optionally + 5 NTU or + 10% (whichever is greater)

SAMPLED? Y OR N	# of bottles	Size	Material	Preservative	Preservative Lot Number	Analysis	Preferred Lab
Y	1	250 ml	Plastic	H_2SO_4	206168	Ammonia	WEC Chem Lab
Y	1	250 ml	Plastic	N/A		~~Conductivity~~[a]	WEC Chem Lab
						Fluoride[a]	
Y	1	250 ml	Plastic	N/A		Nitrate	Shealy
Y	3	50 ml	Glass vial	Vendor[b]		VOC	Shealy
N	2	250 ml	Glass-amber	N/A		SVOC[d]	Shealy
Y	1	250 ml	Plastic	N/A		Tritium[c]	GEL
Y	2	1 liter	Plastic	HNO_3	201942	Gamma Spec[c]	GEL
						Gross Alpha	GEL
						Gross Beta	
						Isotopic U (α Spec)	
						Isotopic U (ICP-MS)	
						Total U (ICP-MS)	
						Tc-99 (liquid scint)	

Notes: [a] Ensure there is no headspace in the bottle.
[b] Glass vials for VOC collection are acidified by the vendor supplying the vials.
[c] Tritium and Gamma Spec Analysis are only performed on Wells W-7, W-10, W-13, W-15, W-16, W-18, W-22, W-24, W-26, W-29, W-30, W-32, W-33, W-39, W-41, W-43, W-44, W-47, W-48, and W-RW2 per NPDES SC0001848 requirements.
[d] SVOC analysis is only performed on Wells W-26, W-41, W-48, and W-RW2 per NPDES SC0001848 requirements.

Retain form in area for 1 year, in Records Room - 3 years and offsite - 57 years.

© 2021 Westinghouse Electric Company LLC.
All Rights Reserved.
Westinghouse Proprietary Class 2
PRINTED COPIES ARE UNCONTROLLED

Low Flow Groundwater Sample Collection Record

WELL NO: 48	SAMPLE ID: W-48-2021-Q4	DATE: 10/19/21
TOTAL WELL LENGTH (feet) (A): 44.02	WATER TABLE DEPTH (feet) (B): 26.5	LENGTH OF WATER COLUMN (feet) (A-B): 17.52
CASING DIAMATER / MATL (inches): 2"	WELL SCREEN INTERVAL DEPTH 30.7 feet to 41.3 feet	CALCULATED SYSTEM VOLUME: 11.5

PURGING DATA

	TUBING DIAMETER (inches): 1/4		PURGE PUMP TYPE OR BAILER: peristaltic

INITIAL PUMP OR TUBING DEPTH IN WELL (feet):	FINAL PUMP OR TUBING DEPTH IN WELL (feet):	PURGING START TIME:	PURGING END TIME:	TOTAL VOLUME PURGED (gallons):
36.0	36.0	1054	1331	4.2

TIME (24 HR)	CUMUL. VOLUME PURGED (gallons)	PURGE RATE (gpm)	DEPTH TO WATER (feet)	ORP (mV)	pH (standard units)	TEMP. (°C)	SPEC. COND. (circle units) µmhos/cm or µS/cm	DISSOLVED OXYGEN (circle units) mg/L or % saturation	TURBIDITY (NTUs)	COLOR (describe)	ODOR (describe)
1256	0	100	26.59	42.18	5.79	20.4	126.31	3.694	1.8	CLEAR	NONE
1301	0.5	100	28.65	64.07	5.63	19.6	126.35	2.378	1.4	CLEAR	NONE
1306	1.2	140	25.70	68.44	5.64	19.3	126.56	2.720	0.2	CLEAR	NONE
1311	1.8	120	25.72	71.06	5.64	19.3	126.22	2.249	0	CLEAR	NONE
1316	2.4	120	26.74	75.40	5.63	19.3	125.95	2.624	0.1	CLEAR	NONE
1321	3.0	120	26.74	76.56	5.64	19.4	125.82	2.314	1.7	CLEAR	NONE
1326	3.6	120	26.75	77.82	5.64	19.4	126.24	2.274	2.1	CLEAR	NONE
1331	4.2	120	26.75	81.06	5.64	19.4	125.57	2.381	0.9	CLEAR	NONE

WELL CAPACITY (Gallons Per Foot): **0.75"** = 0.02; **1"** = 0.04; **1.25"** = 0.06; **2"** = 0.16; **3"** = 0.37; **4"** = 0.65; **5"** = 1.02; **6"** = 1.47; **12"** = 5.88
TUBING INSIDE DIA. CAPACITY (Gal./Ft.): **1/8"** = 0.0006; **3/16"** = 0.0014; **1/4"** = 0.0026; **5/16"** = 0.004; **3/8"** = 0.006; **1/2"** = 0.010; **5/8"** = 0.016

PURGING EQUIPMENT CODES: **B** = Bailer; **BP** = Bladder Pump; **ESP** = Electric Submersible Pump; **PP** = Peristaltic Pump; **O** = Other (Specify)

*Parent Procedure, other procedures may reference this form in ETAPS. * Procedure # ROP-06-007

Electronically approved records are authenticated in the electronic document management system.

Information included in this material is proprietary and confidential and cannot be disclosed or used for any reason beyond the intended purpose without the prior written consent of Westinghouse Electric Company LLC.

© 2021 Westinghouse Electric Company LLC.
All Rights Reserved.

Westinghouse Proprietary Class 2
PRINTED COPIES ARE UNCONTROLLED

SAMPLING DATA

WELL No: 4B	SAMPLED BY (PRINT) / AFFILIATION: Randy Crews		
SAMPLER(S) SIGNATURE(S): R Crews		SAMPLING START TIME: 1335	SAMPLING END TIME: 1410
TUBING MATERIAL CODE:	PUMP OR TUBING DEPTH IN WELL (feet): 36.0	DUPLICATE: Y (N)	
FIELD DECONTAMINATION: PUMP Y (N)	TUBING (Y) N (replaced)	SAMPLE COLLECTION METHOD: Low Flow	

FIELD EQUIPMENT USED:	FIELD EQUIPMENT USED:	REMARKS:
MAKE:	MAKE:	
MODEL:	MODEL:	
SERIAL NO:	SERIAL NO:	

MATERIAL CODES: **AG** = Amber Glass; **CG** = Clear Glass; **HDPE** = High Density Polyethylene; **LDPE** = Low Density Polyethylene; **PP** = Polypropylene; **S** = Silicone; **T** = Teflon; **O** = Other (Specify)

NOTES:
1. STABILIZATION CRITERIA FOR RANGE OF VARIATION OF LAST THREE CONSECUTIVE READINGS:
pH: + 1.0 units **Temperature**: + 3% **Specific Conductance**: + 3% **Dissolved Oxygen**: optionally, + 0.2 mg/L or + 10% (whichever is greater) **ORP**: + 10 mV
Turbidity: all readings < 20 NTU; optionally + 5 NTU or + 10% (whichever is greater)

SAMPLED? Y OR N	# of bottles	Size	Material	Preservative	Preservative Lot Number	Analysis	Preferred Lab
Y	1	250 ml	Plastic	H_2SO_4	206168	Ammonia	WEC Chem Lab
Y	1	250 ml	Plastic	N/A		Conductivity[a]	WEC Chem Lab
						Fluoride[a]	
Y	1	250 ml	Plastic	N/A		Nitrate	Shealy
Y	3	50 ml	Glass vial	Vendor[b]		VOC	Shealy
Y	2	250 ml	Glass-amber	N/A		SVOC[d]	Shealy
Y	1	250 ml	Plastic	N/A		Tritium[c]	GEL
Y	2	1 liter	Plastic	HNO_3	201942	Gamma Spec[c]	GEL
						Gross Alpha	GEL
						Gross Beta	
						Isotopic U (α Spec)	
						Isotopic U (ICP-MS)	
						Total U (ICP-MS)	
						Tc-99 (liquid scint)	

Notes: [a] Ensure there is no headspace in the bottle.
[b] Glass vials for VOC collection are acidified by the vendor supplying the vials.
[c] Tritium and Gamma Spec Analysis are only performed on Wells W-7, W-10, W-13, W-15, W-16, W-18, W-22, W-24, W-26, W-29, W-30, W-32, W-33, W-39, W-41, W-43, W-44, W-47, W-48, and W-RW2 per NPDES SC0001848 requirements.
[d] SVOC analysis is only performed on Wells W-26, W-41, W-48, and W-RW2 per NPDES SC0001848 requirements.

Retain form in area for 1 year, in Records Room - 3 years and offsite - 57 years.

© 2021 Westinghouse Electric Company LLC.
All Rights Reserved.

Westinghouse Proprietary Class 2
PRINTED COPIES ARE UNCONTROLLED

Low Flow Groundwater Sample Collection Record

WELL NO: W-49	SAMPLE ID: W-49-2021-Q4	DATE: 10-26-21
TOTAL WELL LENGTH (feet) (A): 120.20	WATER TABLE DEPTH (feet) (B): 29.45	LENGTH OF WATER COLUMN (feet) (A-B): 90.75
CASING DIAMATER / MATL (inches): 2" / PVC	WELL SCREEN INTERVAL DEPTH: 105 feet to 115 feet	CALCULATED SYSTEM VOLUME: 14.79

PURGING DATA

	TUBING DIAMETER (inches): 1/4		PURGE PUMP TYPE OR BAILER: PDZ1
INITIAL PUMP OR TUBING DEPTH IN WELL (feet): 116	FINAL PUMP OR TUBING DEPTH IN WELL (feet): 116	PURGING START TIME: 0945	PURGING END TIME: 1017	TOTAL VOLUME PURGED (~~gallons~~ LITERS): 3.0

TIME (24 HR)	CUMUL. VOLUME PURGED (~~gallons~~ LITERS)	PURGE RATE (~~gpm~~ ML PM)	DEPTH TO WATER (feet)	ORP (mV)	pH (standard units)	TEMP. (°C)	SPEC. COND. (circle units) µmhos/cm or µS/cm	DISSOLVED OXYGEN (circle units) mg/L or % saturation	TURBIDITY (NTUs)	COLOR (describe)	ODOR (describe)
0946	INITIAL	100	29.47	280.36	4.49	20.94	30.70	3.67	3.70	2	N
0952	0.50	100	29.47	78.00	5.27	19.82	45.56	3.42	489.28	CLOUDY	"
0957	1.00	100	29.47	131.16	4.87	19.87	31.98	0.70	63.77	"	"
1002	1.50	100	29.47	133.73	4.77	19.96	30.85	0.57	8.63	CLEAR	"
1007	2.00	100	29.47	132.00	4.74	20.11	30.89	0.56	4.46	"	"
1012	2.50	100	29.47	128.08	4.81	20.22	30.82	0.48	2.43	"	"
1017	3.00	100	29.47	126.16	4.84	20.27	30.83	0.45	3.38	"	"

WELL CAPACITY (Gallons Per Foot): **0.75"** = 0.02; **1"** = 0.04; **1.25"** = 0.06; **2"** = 0.16; **3"** = 0.37; **4"** = 0.65; **5"** = 1.02; **6"** = 1.47; **12"** = 5.88
TUBING INSIDE DIA. CAPACITY (Gal./Ft.): **1/8"** = 0.0006; **3/16"** = 0.0014; **1/4"** = 0.0026; **5/16"** = 0.004; **3/8"** = 0.006; **1/2"** = 0.010; **5/8"** = 0.016

PURGING EQUIPMENT CODES: **B** = Bailer; **BP** = Bladder Pump; **ESP** = Electric Submersible Pump; **PP** = Peristaltic Pump; **O** = Other (Specify)

*Parent Procedure, other procedures may reference this form in ETAPS. * Procedure # ROP-06-007

Electronically approved records are authenticated in the electronic document management system.

Information included in this material is proprietary and confidential and cannot be disclosed or used for any reason beyond the intended purpose without the prior written consent of Westinghouse Electric Company LLC.

© 2021 Westinghouse Electric Company LLC.
All Rights Reserved.

Westinghouse Proprietary Class 2
PRINTED COPIES ARE UNCONTROLLED

SAMPLING DATA

WELL No: W-49	SAMPLED BY (PRINT) / AFFILIATION: James Leaghart / Accom		
SAMPLER(S) SIGNATURE(S): J Leaghart		SAMPLING START TIME: 1018	SAMPLING END TIME: 1050
TUBING MATERIAL CODE: T	PUMP OR TUBING DEPTH IN WELL (feet): 116		DUPLICATE: Y (N)
FIELD DECONTAMINATION: PUMP Y (N) TUBING (Y) N (replaced)			SAMPLE COLLECTION METHOD: PERISTALTIC

FIELD EQUIPMENT USED:	FIELD EQUIPMENT USED:	REMARKS:
MAKE: INSITU	MAKE: SOLINST	
MODEL: TROLL 600	MODEL: 107	
SERIAL NO: 808958	SERIAL NO: 5C924	

MATERIAL CODES: **AG** = Amber Glass; **CG** = Clear Glass; **HDPE** = High Density Polyethylene; **LDPE** = Low Density Polyethylene; **PP** = Polypropylene; **S** = Silicone; **T** = Teflon; **O** = Other (Specify)

NOTES:
1. STABILIZATION CRITERIA FOR RANGE OF VARIATION OF LAST THREE CONSECUTIVE READINGS:
pH: + 1.0 units **Temperature**: + 3% **Specific Conductance**: + 3% **Dissolved Oxygen**: optionally, + 0.2 mg/L or + 10% (whichever is greater) **ORP**: + 10 mV
Turbidity: all readings < 20 NTU; optionally + 5 NTU or + 10% (whichever is greater)

SAMPLED? Y OR N	# of bottles	Size	Material	Preservative	Preservative Lot Number	Analysis	Preferred Lab
Y	1	250 ml	Plastic	H_2SO_4	206168	Ammonia	WEC Chem Lab
Y	1	250 ml	Plastic	N/A		~~Conductivity~~[a]	WEC Chem Lab
						Fluoride[a]	
Y	1	250 ml	Plastic	N/A		Nitrate	Shealy
Y	3	50 ml	Glass vial	Vendor[b]		VOC	Shealy
N	2	250 ml	Glass-amber	N/A		SVOC[d]	Shealy
N	1	250 ml	Plastic	N/A		Tritium[c]	GEL
Y	2	1 liter	Plastic	HNO_3	201942	Gamma Spec[c]	GEL
						Gross Alpha	GEL
						Gross Beta	
						Isotopic U (α Spec)	
						Isotopic U (ICP-MS)	
						Total U (ICP-MS)	
						Tc-99 (liquid scint)	

Notes: [a] Ensure there is no headspace in the bottle.
[b] Glass vials for VOC collection are acidified by the vendor supplying the vials.
[c] Tritium and Gamma Spec Analysis are only performed on Wells W-7, W-10, W-13, W-15, W-16, W-18, W-22, W-24, W-26, W-29, W-30, W-32, W-33, W-39, W-41, W-43, W-44, W-47, W-48, and W-RW2 per NPDES SC0001848 requirements.
[d] SVOC analysis is only performed on Wells W-26, W-41, W-48, and W-RW2 per NPDES SC0001848 requirements.

Retain form in area for 1 year, in Records Room - 3 years and offsite - 57 years.

© 2021 Westinghouse Electric Company LLC.
All Rights Reserved.
Westinghouse Proprietary Class 2
PRINTED COPIES ARE UNCONTROLLED

Low Flow Groundwater Sample Collection Record

WELL NO: 50	SAMPLE ID: W-50-2021-Q4	DATE: 10/12/21
TOTAL WELL LENGTH (feet) (A): 128.7	WATER TABLE DEPTH (feet) (B): 23.71	LENGTH OF WATER COLUMN (feet) (A-B): 104.99
CASING DIAMATER / MATL (inches): 2"	WELL SCREEN INTERVAL DEPTH: 114.5 feet to 124.5 feet	CALCULATED SYSTEM VOLUME: 17.2

PURGING DATA

	TUBING DIAMETER (inches): 1/4		PURGE PUMP TYPE OR BAILER: peristaltic

INITIAL PUMP OR TUBING DEPTH IN WELL (feet): 119.5	FINAL PUMP OR TUBING DEPTH IN WELL (feet): 119.5	PURGING START TIME: 0950	PURGING END TIME: 1038	TOTAL VOLUME PURGED (gallons): 3.8

TIME (24 HR)	CUMUL. VOLUME PURGED (gallons)	PURGE RATE (gpm)	DEPTH TO WATER (feet)	ORP (mV)	pH (standard units)	TEMP. (°C)	SPEC. COND. (circle units) µmhos/cm or µS/cm	DISSOLVED OXYGEN (circle units) mg/L or % saturation	TURBIDITY (NTUs)	COLOR (describe)	ODOR (describe)
0952	0	140	23.72	-161.3	5.44	24.7	2.36	4.478	1.6	clear	NONE
0957	0.7	140	23.73	-137.7	5.17	22.0	28.0	0.739	106	clear	NONE
1002	1.2	100	23.72	-122.1	5.16	22.0	28.0	0.870	111	Cloudy	NONE
1007	1.6	80	23.71	-120.0	5.18	22.2	28.0	0.863	54.7	clearing	NONE
1012	2.0	80	23.71	-121.0	5.18	22.3	27.8	0.538	36.8	Clear	NONE
1017	2.4	80	23.71	-121.9	5.18	22.4	27.7	0.955	80.1	Clear	NONE
1022	2.8	80	23.71	-119.0	5.18	22.5	27.9	0.502	51.5	Clear	NONE
1027	3.2	80	23.71	-115.0	5.16	22.6	28.0	0.626	48.1	Clear	NONE
1032	3.5	60	23.71	-112.24	5.16	22.8	28.2	0.478	51.6	Clear	NONE
1038	3.8	60	23.71	-108.8	5.15	22.8	28.3	0.439	44.7	Clear	NONE

WELL CAPACITY (Gallons Per Foot): **0.75"** = 0.02; **1"** = 0.04; **1.25"** = 0.06; **2"** = 0.16; **3"** = 0.37; **4"** = 0.65; **5"** = 1.02; **6"** = 1.47; **12"** = 5.88
TUBING INSIDE DIA. CAPACITY (Gal./Ft.): **1/8"** = 0.0006; **3/16"** = 0.0014; **1/4"** = 0.0026; **5/16"** = 0.004; **3/8"** = 0.006; **1/2"** = 0.010; **5/8"** = 0.016
PURGING EQUIPMENT CODES: **B** = Bailer; **BP** = Bladder Pump; **ESP** = Electric Submersible Pump; **PP** = Peristaltic Pump; **O** = Other (Specify)

*Parent Procedure, other procedures may reference this form in ETAPS. * Procedure # ROP-06-007

Electronically approved records are authenticated in the electronic document management system.
Information included in this material is proprietary and confidential and cannot be disclosed or used for any reason beyond the intended purpose without the prior written consent of Westinghouse Electric Company LLC.
© 2021 Westinghouse Electric Company LLC. All Rights Reserved.

SAMPLING DATA

WELL No: 50	SAMPLED BY (PRINT) / AFFILIATION: R. Crews		
SAMPLER(S) SIGNATURE(S): R Crews		SAMPLING START TIME: 1045	SAMPLING END TIME: 1120
TUBING MATERIAL CODE: T	PUMP OR TUBING DEPTH IN WELL (feet): 119.5	DUPLICATE: Y (N)	
FIELD DECONTAMINATION: PUMP Y (N) TUBING (Y) N (replaced)		SAMPLE COLLECTION METHOD: Low Flow	

FIELD EQUIPMENT USED:	FIELD EQUIPMENT USED:	REMARKS:
MAKE:	MAKE:	
MODEL:	MODEL:	
SERIAL NO:	SERIAL NO:	

MATERIAL CODES: **AG** = Amber Glass; **CG** = Clear Glass; **HDPE** = High Density Polyethylene; **LDPE** = Low Density Polyethylene; **PP** = Polypropylene; **S** = Silicone; **T** = Teflon; **O** = Other (Specify)

NOTES:
1. STABILIZATION CRITERIA FOR RANGE OF VARIATION OF LAST THREE CONSECUTIVE READINGS:
pH: + 1.0 units **Temperature**: + 3% **Specific Conductance**: + 3% **Dissolved Oxygen**: optionally, + 0.2 mg/L or + 10% (whichever is greater) **ORP**: + 10 mV
Turbidity: all readings < 20 NTU; optionally + 5 NTU or + 10% (whichever is greater)

SAMPLED? Y OR N	# of bottles	Size	Material	Preservative	Preservative Lot Number	Analysis	Preferred Lab
Y	1	250 ml	Plastic	H_2SO_4	206168	Ammonia	WEC Chem Lab
Y	1	250 ml	Plastic	N/A		Conductivity[a]	WEC Chem Lab
						Fluoride[a]	
Y	1	250 ml	Plastic	N/A		Nitrate	Shealy
Y	3	50 ml	Glass vial	Vendor[b]		VOC	Shealy
N	2	250 ml	Glass-amber	N/A		SVOC[d]	Shealy
N	1	250 ml	Plastic	N/A		Tritium[c]	GEL
Y	2	1 liter	Plastic	HNO_3	201942	Gamma Spec[c]	GEL
						Gross Alpha	GEL
						Gross Beta	
						Isotopic U (α Spec)	
						Isotopic U (ICP-MS)	
						Total U (ICP-MS)	
						Tc-99 (liquid scint)	

Notes: [a] Ensure there is no headspace in the bottle.
[b] Glass vials for VOC collection are acidified by the vendor supplying the vials.
[c] Tritium and Gamma Spec Analysis are only performed on Wells W-7, W-10, W-13, W-15, W-16, W-18, W-22, W-24, W-26, W-29, W-30, W-32, W-33, W-39, W-41, W-43, W-44, W-47, W-48, and W-RW2 per NPDES SC0001848 requirements.
[d] SVOC analysis is only performed on Wells W-26, W-41, W-48, and W-RW2 per NPDES SC0001848 requirements.

Retain form in area for 1 year, in Records Room - 3 years and offsite - 57 years.

© 2021 Westinghouse Electric Company LLC.
All Rights Reserved.
Westinghouse Proprietary Class 2
PRINTED COPIES ARE UNCONTROLLED

Low Flow Groundwater Sample Collection Record

WELL NO: W-51	SAMPLE ID: W-51-2021-Q4	DATE: 10-13-21
TOTAL WELL LENGTH (feet) (A): 14.50	WATER TABLE DEPTH (feet) (B): 8.42	LENGTH OF WATER COLUMN (feet) (A-B): 6.08
CASING DIAMATER / MATL (inches): 2" / PVC	WELL SCREEN INTERVAL DEPTH: 5 feet to 15 feet	CALCULATED SYSTEM VOLUME: 0.99

PURGING DATA

	TUBING DIAMETER (inches): 1/4		PURGE PUMP TYPE OR BAILER: PERISTALTIC
INITIAL PUMP OR TUBING DEPTH IN WELL (feet): 11.5	FINAL PUMP OR TUBING DEPTH IN WELL (feet): 11.5	PURGING START TIME: 1426	PURGING END TIME: 1449	TOTAL VOLUME PURGED (~~gallons~~ Liters): 3.60

TIME (24 HR)	CUMUL. VOLUME PURGED (~~gallons~~) Liters	PURGE RATE (~~gpm~~) mL Per Min	DEPTH TO WATER (feet)	ORP (mV)	pH (standard units)	TEMP. (°C)	SPEC. COND. (circle units) µmhos/cm or µS/cm	DISSOLVED OXYGEN (circle units) mg/L or % saturation	TURBIDITY (NTUs)	COLOR (describe)	ODOR (describe)
1429	INITIAL	180	8.43	-110.84	6.45	28.39	225.50	3.58	13.16	CLEAR	NO
1434	0.90	180	8.43	-181.92	6.73	26.64	232.74	0.40	3.02	"	"
1439	1.80	180	8.43	-190.43	6.74	26.15	233.56	0.23	5.52	"	"
1444	2.70	180	8.43	-195.07	6.73	26.18	234.02	0.17	1.71	"	"
1449	3.60	180	8.43	-198.98	6.74	26.12	234.39	0.14	2.21	"	"

WELL CAPACITY (Gallons Per Foot): **0.75"** = 0.02; **1"** = 0.04; **1.25"** = 0.06; **2"** = 0.16; **3"** = 0.37; **4"** = 0.65; **5"** = 1.02; **6"** = 1.47; **12"** = 5.88
TUBING INSIDE DIA. CAPACITY (Gal./Ft.): **1/8"** = 0.0006; **3/16"** = 0.0014; **1/4"** = 0.0026; **5/16"** = 0.004; **3/8"** = 0.006; **1/2"** = 0.010; **5/8"** = 0.016

PURGING EQUIPMENT CODES: **B** = Bailer; **BP** = Bladder Pump; **ESP** = Electric Submersible Pump; **PP** = Peristaltic Pump; **O** = Other (Specify)

*Parent Procedure, other procedures may reference this form in ETAPS. * Procedure # ROP-06-007

Electronically approved records are authenticated in the electronic document management system.
Information included in this material is proprietary and confidential and cannot be disclosed or used for any reason beyond the intended purpose without the prior written consent of Westinghouse Electric Company LLC.
© 2021 Westinghouse Electric Company LLC. All Rights Reserved.

Westinghouse Proprietary Class 2
PRINTED COPIES ARE UNCONTROLLED

SAMPLING DATA

WELL No:	SAMPLED BY (PRINT) / AFFILIATION:		
W-51	James Leathett / Accom		
SAMPLER(S) SIGNATURE(S):		SAMPLING START TIME: 1450	SAMPLING END TIME: 1513
TUBING MATERIAL CODE: T	PUMP OR TUBING DEPTH IN WELL (feet): 12.5	DUPLICATE: Y (N)	
FIELD DECONTAMINATION: PUMP Y (N)	TUBING (Y) N (replaced)	SAMPLE COLLECTION METHOD: PERISTALTIC	

FIELD EQUIPMENT USED:	FIELD EQUIPMENT USED:	REMARKS:
MAKE: INSITU	MAKE: SOLINST	
MODEL: TROLL 600	MODEL: 107	
SERIAL NO: 868958	SERIAL NO: 56924	

MATERIAL CODES: **AG** = Amber Glass; **CG** = Clear Glass; **HDPE** = High Density Polyethylene; **LDPE** = Low Density Polyethylene; **PP** = Polypropylene; **S** = Silicone; **T** = Teflon; **O** = Other (Specify)

NOTES:
1. STABILIZATION CRITERIA FOR RANGE OF VARIATION OF LAST THREE CONSECUTIVE READINGS:
pH: + 1.0 units **Temperature:** + 3% **Specific Conductance:** + 3% **Dissolved Oxygen:** optionally, + 0.2 mg/L or + 10% (whichever is greater) **ORP:** + 10 mV
Turbidity: all readings < 20 NTU; optionally + 5 NTU or + 10% (whichever is greater)

SAMPLED? Y OR N	# of bottles	Size	Material	Preservative	Preservative Lot Number	Analysis	Preferred Lab
Y	1	250 ml	Plastic	H_2SO_4	206168	Ammonia	WEC Chem Lab
Y	1	250 ml	Plastic	N/A		~~Conductivity~~[a]	WEC Chem Lab
						Fluoride[a]	
Y	1	250 ml	Plastic	N/A		Nitrate	Shealy
Y	3	50 ml	Glass vial	Vendor[b]		VOC	Shealy
N	2	250 ml	Glass-amber	N/A		SVOC[d]	Shealy
N	1	250 ml	Plastic	N/A		Tritium[c]	GEL
Y	2	1 liter	Plastic	HNO_3	201942	Gamma Spec[c]	GEL
						Gross Alpha	GEL
						Gross Beta	
						Isotopic U (α Spec)	
						Isotopic U (ICP-MS)	
						Total U (ICP-MS)	
						Tc-99 (liquid scint)	

Notes: [a] Ensure there is no headspace in the bottle.
[b] Glass vials for VOC collection are acidified by the vendor supplying the vials.
[c] Tritium and Gamma Spec Analysis are only performed on Wells W-7, W-10, W-13, W-15, W-16, W-18, W-22, W-24, W-26, W-29, W-30, W-32, W-33, W-39, W-41, W-43, W-44, W-47, W-48, and W-RW2 per NPDES SC0001848 requirements.
[d] SVOC analysis is only performed on Wells W-26, W-41, W-48, and W-RW2 per NPDES SC0001848 requirements.

Retain form in area for 1 year, in Records Room - 3 years and offsite - 57 years.

© 2021 Westinghouse Electric Company LLC.
All Rights Reserved.

Westinghouse Proprietary Class 2
PRINTED COPIES ARE UNCONTROLLED

Low Flow Groundwater Sample Collection Record

WELL NO: W-52	SAMPLE ID: W-52-2021-Q4	DATE: 10-13-21
TOTAL WELL LENGTH (feet) (A): 15.0	WATER TABLE DEPTH (feet) (B): 8.30	LENGTH OF WATER COLUMN (feet) (A-B): 6.70
CASING DIAMATER / MATL (inches): 2" / PVC	WELL SCREEN INTERVAL DEPTH: 10 feet to 15 feet	CALCULATED SYSTEM VOLUME: 1.09

PURGING DATA

	TUBING DIAMETER (inches): 1/4		PURGE PUMP TYPE OR BAILER: PERISTALTIC
INITIAL PUMP OR TUBING DEPTH IN WELL (feet): 12	FINAL PUMP OR TUBING DEPTH IN WELL (feet): 12	PURGING START TIME: 1318	PURGING END TIME: 1354 / TOTAL VOLUME PURGED ~~(gallons)~~ LITERS: 5.10

TIME (24 HR)	CUMUL. VOLUME PURGED ~~(gallons)~~ LITERS	PURGE RATE ~~(gpm)~~ ML PM	DEPTH TO WATER (feet)	ORP (mV)	pH (standard units)	TEMP. (°C)	SPEC. COND. (circle units) µmhos/cm or µS/cm	DISSOLVED OXYGEN (circle units) mg/L or % saturation	TURBIDITY (NTUs)	COLOR (describe)	ODOR (describe)
1320	INITIAL	150	8.30	82.53	5.93	27.50	160.31	2.35	5.44	CLEAR	NO
1325	0.75	150	8.30	113.24	5.94	26.13	167.74	0.70	1.99	"	"
1330	1.50	150	8.30	90.57	5.95	25.97	163.15	0.44	2.63	"	"
1335	2.25	150	8.30	75.81	5.94	25.99	157.83	0.35	1.23	"	"
1340	3.00	150	8.30	68.69	5.94	26.07	157.17	0.31	1.23	"	"
* 1345	3.75	150	8.30							"	"
1354	5.10	150	8.30	70.65	5.78	26.24	155.97	0.33	1.16	"	"

WELL CAPACITY (Gallons Per Foot): **0.75"** = 0.02; **1"** = 0.04; **1.25"** = 0.06; **2"** = 0.16; **3"** = 0.37; **4"** = 0.65; **5"** = 1.02; **6"** = 1.47; **12"** = 5.88
TUBING INSIDE DIA. CAPACITY (Gal./Ft.): **1/8"** = 0.0006; **3/16"** = 0.0014; **1/4"** = 0.0026; **5/16"** = 0.004; **3/8"** = 0.006; **1/2"** = 0.010; **5/8"** = 0.016
PURGING EQUIPMENT CODES: **B** = Bailer; **BP** = Bladder Pump; **ESP** = Electric Submersible Pump; **PP** = Peristaltic Pump; **O** = Other (Specify)

* IPAD BATTER DEAD

*Parent Procedure, other procedures may reference this form in ETAPS. * Procedure # ROP-06-007

Electronically approved records are authenticated in the electronic document management system.
Information included in this material is proprietary and confidential and cannot be disclosed or used for any reason beyond the intended purpose without the prior written consent of Westinghouse Electric Company LLC.
© 2021 Westinghouse Electric Company LLC. All Rights Reserved.

Westinghouse Proprietary Class 2
PRINTED COPIES ARE UNCONTROLLED

SAMPLING DATA

WELL No: W-52	SAMPLED BY (PRINT) / AFFILIATION: James Leaphart / AECOM		
SAMPLER(S) SIGNATURE(S): JLeaphart		SAMPLING START TIME: 1355	SAMPLING END TIME: 1418
TUBING MATERIAL CODE: T	PUMP OR TUBING DEPTH IN WELL (feet): 12		DUPLICATE: Y (N)
FIELD DECONTAMINATION: PUMP Y (N) TUBING (Y) N (replaced)			SAMPLE COLLECTION METHOD: PERISTALTIC

FIELD EQUIPMENT USED:	FIELD EQUIPMENT USED:	REMARKS:
MAKE: INSITU	MAKE: SOLINST	
MODEL: TROLL 600	MODEL: 107	
SERIAL NO: 808958	SERIAL NO: 56924	

MATERIAL CODES: **AG** = Amber Glass; **CG** = Clear Glass; **HDPE** = High Density Polyethylene; **LDPE** = Low Density Polyethylene; **PP** = Polypropylene; **S** = Silicone; **T** = Teflon; **O** = Other (Specify)

NOTES:
1. STABILIZATION CRITERIA FOR RANGE OF VARIATION OF LAST THREE CONSECUTIVE READINGS:
pH: + 1.0 units **Temperature**: + 3% **Specific Conductance**: + 3% **Dissolved Oxygen**: optionally, + 0.2 mg/L or + 10% (whichever is greater) **ORP**: + 10 mV
Turbidity: all readings < 20 NTU; optionally + 5 NTU or + 10% (whichever is greater)

SAMPLED? Y OR N	# of bottles	Size	Material	Preservative	Preservative Lot Number	Analysis	Preferred Lab
Y	1	250 ml	Plastic	H_2SO_4	206168	Ammonia	WEC Chem Lab
Y	1	250 ml	Plastic	N/A		~~Conductivity~~	WEC Chem Lab
						Fluoride[a]	
Y	1	250 ml	Plastic	N/A		Nitrate	Shealy
Y	3	50 ml	Glass vial	Vendor[b]		VOC	Shealy
N	2	250 ml	Glass-amber	N/A		SVOC[d]	Shealy
N	1	250 ml	Plastic	N/A		Tritium[c]	GEL
Y	2	1 liter	Plastic	HNO_3	201942	Gamma Spec[c]	GEL
						Gross Alpha	GEL
						Gross Beta	
						Isotopic U (α Spec)	
						Isotopic U (ICP-MS)	
						Total U (ICP-MS)	
						Tc-99 (liquid scint)	

Notes: [a] Ensure there is no headspace in the bottle.
[b] Glass vials for VOC collection are acidified by the vendor supplying the vials.
[c] Tritium and Gamma Spec Analysis are only performed on Wells W-7, W-10, W-13, W-15, W-16, W-18, W-22, W-24, W-26, W-29, W-30, W-32, W-33, W-39, W-41, W-43, W-44, W-47, W-48, and W-RW2 per NPDES SC0001848 requirements.
[d] SVOC analysis is only performed on Wells W-26, W-41, W-48, and W-RW2 per NPDES SC0001848 requirements.

Retain form in area for 1 year, in Records Room - 3 years and offsite - 57 years.

© 2021 Westinghouse Electric Company LLC.
All Rights Reserved.
Westinghouse Proprietary Class 2
PRINTED COPIES ARE UNCONTROLLED

Low Flow Groundwater Sample Collection Record

WELL NO: W-53	SAMPLE ID: W-53-2021-Q4	DATE: 10-12-21
TOTAL WELL LENGTH (feet) (A): 15.45	WATER TABLE DEPTH (feet) (B): 8.62	LENGTH OF WATER COLUMN (feet) (A-B): 6.83
CASING DIAMATER / MATL (inches): 2" / PVC	WELL SCREEN INTERVAL DEPTH: 10 feet to 15 feet	CALCULATED SYSTEM VOLUME: 1.11

PURGING DATA

	TUBING DIAMETER (inches): 1/4			PURGE PUMP TYPE OR BAILER: PERISTALTIC
INITIAL PUMP OR TUBING DEPTH IN WELL (feet): 13.00	FINAL PUMP OR TUBING DEPTH IN WELL (feet): 13.00	PURGING START TIME: 1347	PURGING END TIME: 1424	TOTAL VOLUME PURGED (~~gallons~~ LITERS): 7.70

TIME (24 HR)	CUMUL. VOLUME PURGED (~~gallons~~ LITERS)	PURGE RATE (~~gpm~~ mL/min)	DEPTH TO WATER (feet)	ORP (mV)	pH (standard units)	TEMP. (°C)	SPEC. COND. (circle units) µmhos/cm or µS/cm	DISSOLVED OXYGEN (circle units) mg/L or % saturation	TURBIDITY (NTUs)	COLOR (describe)	ODOR (describe)
1349	INITIAL	220	8.81	37.12	6.11	25.89	223.60	1.26	8.30	CLEAR	NO
1354	1.10	220	8.82	-37.62	6.11	25.70	221.91	0.44	2.38	"	"
1359	2.20	220	8.82	-60.75	6.10	25.76	221.95	0.29	5.78	"	"
1404	3.30	220	8.82	-72.18	6.11	25.69	222.42	0.23	7.95	"	"
1409	4.40	220	8.82	-78.75	6.13	25.91	221.58	0.21	6.64	"	"
1414	5.50	220	8.82	-84.20	6.10	25.84	219.78	0.20	0.94	"	"
1419	6.60	220	8.82	-89.82	6.12	25.69	219.65	0.20	1.08	"	"
1424	7.70	220	8.82	-93.42	6.12	25.63	219.95	0.21	1.92	"	"

WELL CAPACITY (Gallons Per Foot): **0.75"** = 0.02; **1"** = 0.04; **1.25"** = 0.06; **2"** = 0.16; **3"** = 0.37; **4"** = 0.65; **5"** = 1.02; **6"** = 1.47; **12"** = 5.88
TUBING INSIDE DIA. CAPACITY (Gal./Ft.): **1/8"** = 0.0006; **3/16"** = 0.0014; **1/4"** = 0.0026; **5/16"** = 0.004; **3/8"** = 0.006; **1/2"** = 0.010; **5/8"** = 0.016

PURGING EQUIPMENT CODES: **B** = Bailer; **BP** = Bladder Pump; **ESP** = Electric Submersible Pump; **PP** = Peristaltic Pump; **O** = Other (Specify)

*Parent Procedure, other procedures may reference this form in ETAPS. * Procedure # ROP-06-007

Electronically approved records are authenticated in the electronic document management system.

Information included in this material is proprietary and confidential and cannot be disclosed or used for any reason beyond the intended purpose without the prior written consent of Westinghouse Electric Company LLC.

© 2021 Westinghouse Electric Company LLC.
All Rights Reserved.

Westinghouse Proprietary Class 2
PRINTED COPIES ARE UNCONTROLLED

SAMPLING DATA

WELL No: W-53	SAMPLED BY (PRINT) / AFFILIATION: JAMES LEIGHART / ACCOM		
SAMPLER(S) SIGNATURE(S): JLeighart		SAMPLING START TIME: 1426	SAMPLING END TIME: 1450
TUBING MATERIAL CODE: T	PUMP OR TUBING DEPTH IN WELL (feet): 13		DUPLICATE: Y (N)
FIELD DECONTAMINATION: PUMP Y (N) TUBING (Y) N (replaced)		SAMPLE COLLECTION METHOD:	

FIELD EQUIPMENT USED:	FIELD EQUIPMENT USED:	REMARKS:
MAKE: INSITU	MAKE: SOLINST	
MODEL: TRoll 600	MODEL: 107	
SERIAL NO: 808958	SERIAL NO: 569	

MATERIAL CODES: **AG** = Amber Glass; **CG** = Clear Glass; **HDPE** = High Density Polyethylene; **LDPE** = Low Density Polyethylene; **PP** = Polypropylene; **S** = Silicone; **T** = Teflon; **O** = Other (Specify)

NOTES:
1. **STABILIZATION CRITERIA FOR RANGE OF VARIATION OF LAST THREE CONSECUTIVE READINGS:**
pH: + 1.0 units **Temperature:** + 3% **Specific Conductance:** + 3% **Dissolved Oxygen:** optionally, + 0.2 mg/L or + 10% (whichever is greater) **ORP:** + 10 mV
Turbidity: all readings < 20 NTU; optionally + 5 NTU or + 10% (whichever is greater)

SAMPLED? Y OR N	# of bottles	Size	Material	Preservative	Preservative Lot Number	Analysis	Preferred Lab
Y	1	250 ml	Plastic	H_2SO_4	206168	Ammonia	WEC Chem Lab
Y	1	250 ml	Plastic	N/A		~~Conductivity~~[a]	WEC Chem Lab
						Fluoride[a]	
Y	1	250 ml	Plastic	N/A		Nitrate	Shealy
Y	3	50 ml	Glass vial	Vendor[b]		VOC	Shealy
N	2	250 ml	Glass-amber	N/A		SVOC[d]	Shealy
N	1	250 ml	Plastic	N/A		Tritium[c]	GEL
Y	2	1 liter	Plastic	HNO_3	201942	Gamma Spec[c]	GEL
						Gross Alpha	GEL
						Gross Beta	
						Isotopic U (α Spec)	
						Isotopic U (ICP-MS)	
						Total U (ICP-MS)	
						Tc-99 (liquid scint)	

Notes: [a] Ensure there is no headspace in the bottle.
[b] Glass vials for VOC collection are acidified by the vendor supplying the vials.
[c] Tritium and Gamma Spec Analysis are only performed on Wells W-7, W-10, W-13, W-15, W-16, W-18, W-22, W-24, W-26, W-29, W-30, W-32, W-33, W-39, W-41, W-43, W-44, W-47, W-48, and W-RW2 per NPDES SC0001848 requirements.
[d] SVOC analysis is only performed on Wells W-26, W-41, W-48, and W-RW2 per NPDES SC0001848 requirements.

Retain form in area for 1 year, in Records Room - 3 years and offsite - 57 years.

© 2021 Westinghouse Electric Company LLC.
All Rights Reserved.
Westinghouse Proprietary Class 2
PRINTED COPIES ARE UNCONTROLLED

Low Flow Groundwater Sample Collection Record

WELL NO: W-54	SAMPLE ID: W-54-2021-Q4	DATE: 10-12-21
TOTAL WELL LENGTH (feet) (A): 15.55	WATER TABLE DEPTH (feet) (B): 8.70	LENGTH OF WATER COLUMN (feet) (A-B): 6.85
CASING DIAMATER / MATL (inches): 2" PVC	WELL SCREEN INTERVAL DEPTH: 10 feet to 15 feet	CALCULATED SYSTEM VOLUME: 1.12

PURGING DATA

	TUBING DIAMETER (inches): 1/4		PURGE PUMP TYPE OR BAILER: PERISTALTIC
INITIAL PUMP OR TUBING DEPTH IN WELL (feet): 12.55	FINAL PUMP OR TUBING DEPTH IN WELL (feet): 12.55	PURGING START TIME: 1222	PURGING END TIME: 1248	TOTAL VOLUME PURGED (~~gallons~~ LITERS): 6.0

TIME (24 HR)	CUMUL. VOLUME PURGED (~~gallons~~ LITERS)	PURGE RATE (~~gpm~~ mL/Min)	DEPTH TO WATER (feet)	ORP (mV)	pH (standard units)	TEMP. (°C)	SPEC. COND. (circle units) µmhos/cm or µS/cm	DISSOLVED OXYGEN (circle units) mg/L or % saturation	TURBIDITY (NTUs)	COLOR (describe)	ODOR (describe)
1223	INITIAL	240	8.70	163.90	5.72	25.49	132.89	5.60	1.68	CLEAR	NO
1228	1.20	240	8.71	105.33	5.66	24.82	136.24	3.76	0.69	"	"
1233	2.40	240	8.71	92.28	5.70	24.87	139.86	3.38	0.81	"	"
1238	3.60	240	8.71	85.62	5.75	24.85	143.40	3.20	3.28	"	"
1243	4.80	240	8.71	81.12	5.78	24.79	142.45	3.12	5.66	"	"
1248	6.00	240	8.71	76.30	5.83	24.78	142.36	3.03	6.38	"	"
~~1253~~											

WELL CAPACITY (Gallons Per Foot): **0.75"** = 0.02; **1"** = 0.04; **1.25"** = 0.06; **2"** = 0.16; **3"** = 0.37; **4"** = 0.65; **5"** = 1.02; **6"** = 1.47; **12"** = 5.88
TUBING INSIDE DIA. CAPACITY (Gal./Ft.): **1/8"** = 0.0006; **3/16"** = 0.0014; **1/4"** = 0.0026; **5/16"** = 0.004; **3/8"** = 0.006; **1/2"** = 0.010; **5/8"** = 0.016

PURGING EQUIPMENT CODES: B = Bailer; BP = Bladder Pump; ESP = Electric Submersible Pump; PP = Peristaltic Pump; O = Other (Specify)

*Parent Procedure, other procedures may reference this form in ETAPS. * Procedure # ROP-06-007

Electronically approved records are authenticated in the electronic document management system.

Information included in this material is proprietary and confidential and cannot be disclosed or used for any reason beyond the intended purpose without the prior written consent of Westinghouse Electric Company LLC.

© 2021 Westinghouse Electric Company LLC.
All Rights Reserved.

Westinghouse Proprietary Class 2
PRINTED COPIES ARE UNCONTROLLED

SAMPLING DATA

WELL No: W-54	SAMPLED BY (PRINT) / AFFILIATION: James Leoplatt / AECOM		
SAMPLER(S) SIGNATURE(S): JLeoplatt		SAMPLING START TIME: 1249	SAMPLING END TIME: 1316
TUBING MATERIAL CODE: T	PUMP OR TUBING DEPTH IN WELL (feet): 12.55	DUPLICATE: Y (N)	
FIELD DECONTAMINATION: PUMP Y (N)	TUBING (Y) N (replaced)	SAMPLE COLLECTION METHOD: PERISTALTIC	

FIELD EQUIPMENT USED:	FIELD EQUIPMENT USED:	REMARKS:
MAKE: INSITU	MAKE: SOLINST	
MODEL: TROLL 600	MODEL: 107	
SERIAL NO: B08758	SERIAL NO: 56424	

MATERIAL CODES: **AG** = Amber Glass; **CG** = Clear Glass; **HDPE** = High Density Polyethylene; **LDPE** = Low Density Polyethylene; **PP** = Polypropylene; **S** = Silicone; **T** = Teflon; **O** = Other (Specify)

NOTES:
1. STABILIZATION CRITERIA FOR RANGE OF VARIATION OF LAST THREE CONSECUTIVE READINGS:
pH: + 1.0 units **Temperature**: + 3% **Specific Conductance**: + 3% **Dissolved Oxygen**: optionally, + 0.2 mg/L or + 10% (whichever is greater) **ORP**: + 10 mV
Turbidity: all readings < 20 NTU; optionally + 5 NTU or + 10% (whichever is greater)

SAMPLED? Y OR N	# of bottles	Size	Material	Preservative	Preservative Lot Number	Analysis	Preferred Lab
Y	1	250 ml	Plastic	H_2SO_4	206168	Ammonia	WEC Chem Lab
Y	1	250 ml	Plastic	N/A		~~Conductivity~~[a]	WEC Chem Lab
						Fluoride[a]	
Y	1	250 ml	Plastic	N/A		Nitrate	Shealy
Y	3	50 ml	Glass vial	Vendor[b]		VOC	Shealy
N	2	250 ml	Glass-amber	N/A		SVOC[d]	Shealy
N	1	250 ml	Plastic	N/A		Tritium[c]	GEL
Y	2	1 liter	Plastic	HNO_3	201942	Gamma Spec[c]	GEL
						Gross Alpha	GEL
						Gross Beta	
						Isotopic U (α Spec)	
						Isotopic U (ICP-MS)	
						Total U (ICP-MS)	
						Tc-99 (liquid scint)	

Notes: [a] Ensure there is no headspace in the bottle.
[b] Glass vials for VOC collection are acidified by the vendor supplying the vials.
[c] Tritium and Gamma Spec Analysis are only performed on Wells W-7, W-10, W-13, W-15, W-16, W-18, W-22, W-24, W-26, W-29, W-30, W-32, W-33, W-39, W-41, W-43, W-44, W-47, W-48, and W-RW2 per NPDES SC0001848 requirements.
[d] SVOC analysis is only performed on Wells W-26, W-41, W-48, and W-RW2 per NPDES SC0001848 requirements.

Retain form in area for 1 year, in Records Room - 3 years and offsite - 57 years.

© 2021 Westinghouse Electric Company LLC.
All Rights Reserved.
Westinghouse Proprietary Class 2
PRINTED COPIES ARE UNCONTROLLED

Low Flow Groundwater Sample Collection Record

WELL NO: W-55	SAMPLE ID: W-55-2021-Q4	DATE: 10-11-21
TOTAL WELL LENGTH (feet) (A): 15.05	WATER TABLE DEPTH (feet) (B): 8.83	LENGTH OF WATER COLUMN (feet) (A-B): 6.22
CASING DIAMATER / MATL (inches): 2" PVC	WELL SCREEN INTERVAL DEPTH: 10 feet to 15 feet	CALCULATED SYSTEM VOLUME: 1.01

PURGING DATA

	TUBING DIAMETER (inches): 1/4			PURGE PUMP TYPE OR BAILER: PERI METRIC
INITIAL PUMP OR TUBING DEPTH IN WELL (feet): 12	FINAL PUMP OR TUBING DEPTH IN WELL (feet): 12	PURGING START TIME: 1153	PURGING END TIME: 1215	TOTAL VOLUME PURGED ~~(gallons)~~ LITERS: 4.80

TIME (24 HR)	CUMUL. VOLUME PURGED ~~(gallons)~~ LITERS	PURGE RATE ~~(gpm)~~ mL/min	DEPTH TO WATER (feet)	ORP (mV)	pH (standard units)	TEMP. (°C)	SPEC. COND. (circle units) µmhos/cm or µS/cm	DISSOLVED OXYGEN (circle units) mg/L or % saturation	TURBIDITY (NTUs)	COLOR (describe)	ODOR (describe)
1155	INITIAL	240	8.85	149.50	5.99	25.09	136.94	5.62	23.14	CLEAR	NO
1200	1.20	240	8.85	195.62	5.72	24.71	135.58	4.42	4.90	"	"
1205	2.40	240	8.85	218.09	5.62	24.73	135.68	4.27	3.99	"	"
1210	3.60	240	8.85	214.51	5.74	24.69	135.75	4.22	5.32	"	"
1215	4.80	240	8.85	216.56	5.71	24.70	135.79	4.25	1.55	"	"

WELL CAPACITY (Gallons Per Foot): **0.75"** = 0.02; **1"** = 0.04; **1.25"** = 0.06; **2"** = 0.16; **3"** = 0.37; **4"** = 0.65; **5"** = 1.02; **6"** = 1.47; **12"** = 5.88
TUBING INSIDE DIA. CAPACITY (Gal./Ft.): **1/8"** = 0.0006; **3/16"** = 0.0014; **1/4"** = 0.0026; **5/16"** = 0.004; **3/8"** = 0.006; **1/2"** = 0.010; **5/8"** = 0.016

PURGING EQUIPMENT CODES: B = Bailer; BP = Bladder Pump; ESP = Electric Submersible Pump; PP = Peristaltic Pump; O = Other (Specify)

*Parent Procedure, other procedures may reference this form in ETAPS. * Procedure # ROP-06-007

Electronically approved records are authenticated in the electronic document management system.

Information included in this material is proprietary and confidential and cannot be disclosed or used for any reason beyond the intended purpose without the prior written consent of Westinghouse Electric Company LLC.

© 2021 Westinghouse Electric Company LLC. All Rights Reserved.

Westinghouse Proprietary Class 2
PRINTED COPIES ARE UNCONTROLLED

SAMPLING DATA

WELL No: W-55	SAMPLED BY (PRINT) / AFFILIATION: JAMES LEATHART / ACCOM		
SAMPLER(S) SIGNATURE(S): JLeathart		SAMPLING START TIME: 1216	SAMPLING END TIME: 1234
TUBING MATERIAL CODE: T	PUMP OR TUBING DEPTH IN WELL (feet): 12	DUPLICATE: Y (N)	
FIELD DECONTAMINATION: PUMP Y (N) TUBING (Y) N (replaced)		SAMPLE COLLECTION METHOD: PERISTALTIC	

FIELD EQUIPMENT USED:	FIELD EQUIPMENT USED:	REMARKS:
MAKE: INSITU	MAKE: SOLINST	
MODEL: TROLL 600	MODEL: 107	
SERIAL NO: 808958	SERIAL NO: 56924	

MATERIAL CODES: **AG** = Amber Glass; **CG** = Clear Glass; **HDPE** = High Density Polyethylene; **LDPE** = Low Density Polyethylene; **PP** = Polypropylene; **S** = Silicone; **T** = Teflon; **O** = Other (Specify)

NOTES:
1. STABILIZATION CRITERIA FOR RANGE OF VARIATION OF LAST THREE CONSECUTIVE READINGS:
pH: + 1.0 units **Temperature**: + 3% **Specific Conductance**: + 3% **Dissolved Oxygen**: optionally, + 0.2 mg/L or + 10% (whichever is greater) **ORP**: + 10 mV
Turbidity: all readings < 20 NTU; optionally + 5 NTU or + 10% (whichever is greater)

SAMPLED? Y OR N	# of bottles	Size	Material	Preservative	Preservative Lot Number	Analysis	Preferred Lab
Y	1	250 ml	Plastic	H_2SO_4	206168	Ammonia	WEC Chem Lab
Y	1	250 ml	Plastic	N/A		~~Conductivity~~[a]	WEC Chem Lab
						Fluoride[a]	
Y	1	250 ml	Plastic	N/A		Nitrate	Shealy
Y	3	50 ml	Glass vial	Vendor[b]		VOC	Shealy
N	2	250 ml	Glass-amber	N/A		SVOC[d]	Shealy
N	1	250 ml	Plastic	N/A		Tritium[c]	GEL
Y	2	1 liter	Plastic	HNO_3	201942	Gamma Spec[c]	GEL
						Gross Alpha	GEL
						Gross Beta	
						Isotopic U (α Spec)	
						Isotopic U (ICP-MS)	
						Total U (ICP-MS)	
						Tc-99 (liquid scint)	

Notes: [a] Ensure there is no headspace in the bottle.
[b] Glass vials for VOC collection are acidified by the vendor supplying the vials.
[c] Tritium and Gamma Spec Analysis are only performed on Wells W-7, W-10, W-13, W-15, W-16, W-18, W-22, W-24, W-26, W-29, W-30, W-32, W-33, W-39, W-41, W-43, W-44, W-47, W-48, and W-RW2 per NPDES SC0001848 requirements.
[d] SVOC analysis is only performed on Wells W-26, W-41, W-48, and W-RW2 per NPDES SC0001848 requirements.

Retain form in area for 1 year, in Records Room - 3 years and offsite - 57 years.

© 2021 Westinghouse Electric Company LLC.
All Rights Reserved.
Westinghouse Proprietary Class 2
PRINTED COPIES ARE UNCONTROLLED

Low Flow Groundwater Sample Collection Record

WELL NO: W-56	SAMPLE ID: W-56-2021-Q4	DATE: 10-11-21
TOTAL WELL LENGTH (feet) (A): 14.98	WATER TABLE DEPTH (feet) (B): 8.82	LENGTH OF WATER COLUMN (feet) (A-B): 6.16
CASING DIAMATER / MATL (inches): 2" / PVC	WELL SCREEN INTERVAL DEPTH: 10 feet to 15 feet	CALCULATED SYSTEM VOLUME: 1.00

PURGING DATA

TUBING DIAMETER (inches): 1/4			PURGE PUMP TYPE OR BAILER: PERISTALTIC
INITIAL PUMP OR TUBING DEPTH IN WELL (feet): 12	FINAL PUMP OR TUBING DEPTH IN WELL (feet): 12	PURGING START TIME: 1348	PURGING END TIME: 1415	TOTAL VOLUME PURGED ~~(gallons)~~ LITERS: 5.0

TIME (24 HR)	CUMUL. VOLUME PURGED ~~(gallons)~~ LITERS	PURGE RATE ~~(gpm)~~ mL PM	DEPTH TO WATER (feet)	ORP (mV)	pH (standard units)	TEMP. (°C)	SPEC. COND. (circle units) µmhos/cm or µS/cm	DISSOLVED OXYGEN (circle units) mg/L or % saturation	TURBIDITY (NTUs)	COLOR (describe)	ODOR (describe)
1350	INITIAL	200	8.89	160.09	6.09	26.71	134.99	5.98	3.55	CLEAR	NO
1355	1.00	200	8.89	200.06	5.73	26.08	137.21	3.36	1.35	"	"
1400	2.00	200	8.89	207.44	5.70	25.99	137.32	3.25	1.16	"	"
1405	3.00	200	8.89	228.37	5.67	25.91	136.83	3.29	0.80	"	"
1410	4.00	200	8.89	227.23	5.69	25.90	136.14	3.21	2.77	"	"
1415	5.00	200	8.89	224.17	5.70	25.93	134.78	3.19	8.36	"	"

WELL CAPACITY (Gallons Per Foot): **0.75"** = 0.02; **1"** = 0.04; **1.25"** = 0.06; **2"** = 0.16; **3"** = 0.37; **4"** = 0.65; **5"** = 1.02; **6"** = 1.47; **12"** = 5.88
TUBING INSIDE DIA. CAPACITY (Gal./Ft.): **1/8"** = 0.0006; **3/16"** = 0.0014; **1/4"** = 0.0026; **5/16"** = 0.004; **3/8"** = 0.006; **1/2"** = 0.010; **5/8"** = 0.016

PURGING EQUIPMENT CODES: **B** = Bailer; **BP** = Bladder Pump; **ESP** = Electric Submersible Pump; **PP** = Peristaltic Pump; **O** = Other (Specify)

*Parent Procedure, other procedures may reference this form in ETAPS. * Procedure # ROP-06-007

Electronically approved records are authenticated in the electronic document management system.
Information included in this material is proprietary and confidential and cannot be disclosed or used for any reason beyond the intended purpose without the prior written consent of Westinghouse Electric Company LLC.
© 2021 Westinghouse Electric Company LLC. All Rights Reserved.

Westinghouse Proprietary Class 2
PRINTED COPIES ARE UNCONTROLLED

SAMPLING DATA

WELL No:	SAMPLED BY (PRINT) / AFFILIATION:	
W-56	JAMES LEATHART / AECOM	
SAMPLER(S) SIGNATURE(S): JA Leathart	SAMPLING START TIME: 1418	SAMPLING END TIME: 1435
TUBING MATERIAL CODE: T	PUMP OR TUBING DEPTH IN WELL (feet): 12	DUPLICATE: Y (N)
FIELD DECONTAMINATION: PUMP Y (N) TUBING (Y) N (replaced)		SAMPLE COLLECTION METHOD: PERISTALTIC

FIELD EQUIPMENT USED:	FIELD EQUIPMENT USED:	REMARKS:
MAKE: INSITU	MAKE: SOLINST	
MODEL: TROLL 600	MODEL: 107	
SERIAL NO: 808958	SERIAL NO: 56924	

MATERIAL CODES: AG = Amber Glass; CG = Clear Glass; HDPE = High Density Polyethylene; LDPE = Low Density Polyethylene; PP = Polypropylene; S = Silicone; T = Teflon; O = Other (Specify)

NOTES:
1. STABILIZATION CRITERIA FOR RANGE OF VARIATION OF LAST THREE CONSECUTIVE READINGS:
   pH: + 1.0 units **Temperature:** + 3% **Specific Conductance:** + 3% **Dissolved Oxygen:** optionally, + 0.2 mg/L or + 10% (whichever is greater) **ORP:** + 10 mV
   Turbidity: all readings < 20 NTU; optionally + 5 NTU or + 10% (whichever is greater)

SAMPLED? Y OR N	# of bottles	Size	Material	Preservative	Preservative Lot Number	Analysis	Preferred Lab
Y	1	250 ml	Plastic	H_2SO_4	206168	Ammonia	WEC Chem Lab
Y	1	250 ml	Plastic	N/A		~~Conductivity[b]~~	WEC Chem Lab
						Fluoride[a]	
Y	1	250 ml	Plastic	N/A		Nitrate	Shealy
Y	3	50 ml	Glass vial	Vendor[b]		VOC	Shealy
N	2	250 ml	Glass-amber	N/A		SVOC[d]	Shealy
N	1	250 ml	Plastic	N/A		Tritium[c]	GEL
Y	2	1 liter	Plastic	HNO_3	201942	Gamma Spec[c]	GEL
						Gross Alpha	GEL
						Gross Beta	
						Isotopic U (α Spec)	
						Isotopic U (ICP-MS)	
						Total U (ICP-MS)	
						Tc-99 (liquid scint)	

Notes: [a] Ensure there is no headspace in the bottle.
[b] Glass vials for VOC collection are acidified by the vendor supplying the vials.
[c] Tritium and Gamma Spec Analysis are only performed on Wells W-7, W-10, W-13, W-15, W-16, W-18, W-22, W-24, W-26, W-29, W-30, W-32, W-33, W-39, W-41, W-43, W-44, W-47, W-48, and W-RW2 per NPDES SC0001848 requirements.
[d] SVOC analysis is only performed on Wells W-26, W-41, W-48, and W-RW2 per NPDES SC0001848 requirements.

Retain form in area for 1 year, in Records Room - 3 years and offsite - 57 years.

© 2021 Westinghouse Electric Company LLC.
All Rights Reserved.

Westinghouse Proprietary Class 2
PRINTED COPIES ARE UNCONTROLLED

Low Flow Groundwater Sample Collection Record

WELL NO: W-57	SAMPLE ID: W-57-2021-Q4	DATE: 10-7-21
TOTAL WELL LENGTH (feet) (A): 14.96	WATER TABLE DEPTH (feet) (B): 8.97	LENGTH OF WATER COLUMN (feet) (A-B): 5.99
CASING DIAMATER / MATL (inches): 2" / PVC	WELL SCREEN INTERVAL DEPTH: 10 feet to 15 feet	CALCULATED SYSTEM VOLUME: 0.98

PURGING DATA

	TUBING DIAMETER (inches): 1/4		PURGE PUMP TYPE OR BAILER: PERISTALTIC
INITIAL PUMP OR TUBING DEPTH IN WELL (feet): 12	FINAL PUMP OR TUBING DEPTH IN WELL (feet): 12	PURGING START TIME: 1416	PURGING END TIME: 1438	TOTAL VOLUME PURGED (~~gallons~~ LITERS): 2.60

TIME (24 HR)	CUMUL. VOLUME PURGED (~~gallons~~ LITERS)	PURGE RATE (~~gpm~~ mL PM)	DEPTH TO WATER (feet)	ORP (mV)	pH (standard units)	TEMP. (°C)	SPEC. COND. (circle units) µmhos/cm or µS/cm	DISSOLVED OXYGEN (circle units) mg/L or % saturation	TURBIDITY (NTUs)	COLOR (describe)	ODOR (describe)
1418	INITIAL	130	9.09	149.19	5.73	27.72	150.00	4.41	3.27	CLEAR	NO
1423	0.65	130	9.10	205.42	5.57	26.95	144.80	2.57	1.29	"	"
1428	1.30	130	9.10	214.34	5.59	26.82	139.84	2.76	1.18	"	"
1433	1.95	130	9.10	218.56	5.58	26.80	138.76	2.82	2.61	"	"
1438	2.60	130	9.10	219.53	5.58	26.78	138.84	2.86	3.46	"	"

WELL CAPACITY (Gallons Per Foot): **0.75"** = 0.02; **1"** = 0.04; **1.25"** = 0.06; **2"** = 0.16; **3"** = 0.37; **4"** = 0.65; **5"** = 1.02; **6"** = 1.47; **12"** = 5.88
TUBING INSIDE DIA. CAPACITY (Gal./Ft.): **1/8"** = 0.0006; **3/16"** = 0.0014; **1/4"** = 0.0026; **5/16"** = 0.004; **3/8"** = 0.006; **1/2"** = 0.010; **5/8"** = 0.016

PURGING EQUIPMENT CODES: **B** = Bailer; **BP** = Bladder Pump; **ESP** = Electric Submersible Pump; **PP** = Peristaltic Pump; **O** = Other (Specify)

*Parent Procedure, other procedures may reference this form in ETAPS. * Procedure # ROP-06-007

Electronically approved records are authenticated in the electronic document management system.
Information included in this material is proprietary and confidential and cannot be disclosed or used for any reason beyond the intended purpose without the prior written consent of Westinghouse Electric Company LLC.
© 2020 Westinghouse Electric Company LLC. All Rights Reserved.

Westinghouse Proprietary Class 2
PRINTED COPIES ARE UNCONTROLLED

SAMPLING DATA

WELL No:	SAMPLED BY (PRINT) / AFFILIATION:		
W-57	JAMES LEATHART / AECOM		
SAMPLER(S) SIGNATURE(S): J Leathart	SAMPLING START TIME: 1439	SAMPLING END TIME: 1505	
TUBING MATERIAL CODE: T	PUMP OR TUBING DEPTH IN WELL (feet):	DUPLICATE: Y (N)	
FIELD DECONTAMINATION: PUMP Y (N)	TUBING (Y) N (replaced)	SAMPLE COLLECTION METHOD: PERISTALTIC	

FIELD EQUIPMENT USED:	FIELD EQUIPMENT USED:	REMARKS:
MAKE: INSITU	MAKE: SOLINST	
MODEL: TROLL 600	MODEL: 107	
SERIAL NO: 808958	SERIAL NO: 56924	

MATERIAL CODES: **AG** = Amber Glass; **CG** = Clear Glass; **HDPE** = High Density Polyethylene; **LDPE** = Low Density Polyethylene; **PP** = Polypropylene; **S** = Silicone; **T** = Teflon; **O** = Other (Specify)

NOTES:
1. **STABILIZATION CRITERIA FOR RANGE OF VARIATION OF LAST THREE CONSECUTIVE READINGS:**
   pH: + 1.0 units **Temperature**: + 3% **Specific Conductance**: + 3% **Dissolved Oxygen**: optionally, + 0.2 mg/L or + 10% (whichever is greater) **ORP**: + 10 mV
   Turbidity: all readings < 20 NTU; optionally + 5 NTU or + 10% (whichever is greater)

SAMPLED? Y OR N	# of bottles	Size	Material	Preservative	Preservative Lot Number	Analysis	Preferred Lab
Y	1	250 ml	Plastic	H_2SO_4	206168	Ammonia	WEC Chem Lab
Y	1	250 ml	Plastic	N/A		~~Conductivity[a]~~	WEC Chem Lab
						Fluoride[a]	
Y	1	250 ml	Plastic	N/A		Nitrate	Shealy
Y	3	50 ml	Glass vial	Vendor[b]		VOC	Shealy
N	2	250 ml	Glass-amber	N/A		SVOC	Shealy
N	1	250 ml	Plastic	N/A		Tritium	GEL
Y	2	1 liter	Plastic	HNO_3	201942	RAD GAMMA SPEC	
						Gross Alpha	GEL
						Gross Beta	
						Isotopic U (α Spec)	
						Isotopic U (ICP-MS)	
						Total U (ICP-MS)	
						Tc-99 (liquid scint)	

Notes: [a] Ensure there is no headspace in the bottle.
[b] Glass vials for VOC collection are acidified by the vendor supplying the vials.

Retain form in area for 1 year, in Records Room - 3 years and offsite - 57 years.

© 2020 Westinghouse Electric Company LLC.
All Rights Reserved.

Westinghouse Proprietary Class 2
PRINTED COPIES ARE UNCONTROLLED

Low Flow Groundwater Sample Collection Record

WELL NO: W-58	SAMPLE ID: W-58-2021-Q4	DATE: 10-11-21
TOTAL WELL LENGTH (feet) (A): 15.02	WATER TABLE DEPTH (feet) (B): 9.15	LENGTH OF WATER COLUMN (feet) (A-B): 5.87
CASING DIAMATER / MATL (inches): 2" / PVC	WELL SCREEN INTERVAL DEPTH: 10 feet to 15 feet	CALCULATED SYSTEM VOLUME: 0.96

PURGING DATA

	TUBING DIAMETER (inches): 1/4			PURGE PUMP TYPE OR BAILER: PERISTALTIC
INITIAL PUMP OR TUBING DEPTH IN WELL (feet): 12	FINAL PUMP OR TUBING DEPTH IN WELL (feet): 12	PURGING START TIME: 0851	PURGING END TIME: 0909	TOTAL VOLUME PURGED (~~gallons~~ LITERS): 3.30

TIME (24 HR)	CUMUL. VOLUME PURGED (~~gallons~~ LITERS)	PURGE RATE (~~gpm~~ mL PM)	DEPTH TO WATER (feet)	ORP (mV)	pH (standard units)	TEMP. (°C)	SPEC. COND. (circle units) µmhos/cm or µS/cm	DISSOLVED OXYGEN (circle units) mg/L or % saturation	TURBIDITY (NTUs)	COLOR (describe)	ODOR (describe)
0854	INITIAL	220	9.21	166.0	6.22	24.67	209.17	2.67	0.86	CLEAR	NO
0859	1.10	220	9.23	185.23	5.93	25.76	191.63	0.32	0.49	"	"
0904	2.20	220	9.23	186.68	5.95	25.98	191.33	0.23	0.31	"	"
0909	3.30	220	9.23	187.19	5.96	26.19	192.16	0.19	0.68	"	"

WELL CAPACITY (Gallons Per Foot): **0.75"** = 0.02; **1"** = 0.04; **1.25"** = 0.06; **2"** = 0.16; **3"** = 0.37; **4"** = 0.65; **5"** = 1.02; **6"** = 1.47; **12"** = 5.88
TUBING INSIDE DIA. CAPACITY (Gal./Ft.): **1/8"** = 0.0006; **3/16"** = 0.0014; **1/4"** = 0.0026; **5/16"** = 0.004; **3/8"** = 0.006; **1/2"** = 0.010; **5/8"** = 0.016

PURGING EQUIPMENT CODES: **B** = Bailer; **BP** = Bladder Pump; **ESP** = Electric Submersible Pump; **PP** = Peristaltic Pump; **O** = Other (Specify)

*Parent Procedure, other procedures may reference this form in ETAPS. * Procedure # ROP-06-007

Electronically approved records are authenticated in the electronic document management system.

Information included in this material is proprietary and confidential and cannot be disclosed or used for any reason beyond the intended purpose without the prior written consent of Westinghouse Electric Company LLC.

© 2021 Westinghouse Electric Company LLC.
All Rights Reserved.

Westinghouse Proprietary Class 2
PRINTED COPIES ARE UNCONTROLLED

SAMPLING DATA

WELL No: W-58	SAMPLED BY (PRINT) / AFFILIATION: JAMES LEADHEART / AECOM		
SAMPLER(S) SIGNATURE(S): JAMES LEADHEART		SAMPLING START TIME: 0911	SAMPLING END TIME: 0933
TUBING MATERIAL CODE: T	PUMP OR TUBING DEPTH IN WELL (feet): 12	DUPLICATE: Y (N)	
FIELD DECONTAMINATION: PUMP Y (N)	TUBING (Y) N (replaced)	SAMPLE COLLECTION METHOD: PERISTALTIC	

FIELD EQUIPMENT USED:	FIELD EQUIPMENT USED:	REMARKS:
MAKE: INSITU	MAKE: SOLINST	
MODEL: TROLL 600	MODEL: 107	
SERIAL NO: 808958	SERIAL NO: 56924	

MATERIAL CODES: **AG** = Amber Glass; **CG** = Clear Glass; **HDPE** = High Density Polyethylene; **LDPE** = Low Density Polyethylene; **PP** = Polypropylene; **S** = Silicone; **T** = Teflon; **O** = Other (Specify)

NOTES:
1. STABILIZATION CRITERIA FOR RANGE OF VARIATION OF LAST THREE CONSECUTIVE READINGS:
   pH: + 1.0 units **Temperature**: + 3% **Specific Conductance**: + 3% **Dissolved Oxygen**: optionally, + 0.2 mg/L or + 10% (whichever is greater) **ORP**: + 10 mV
   Turbidity: all readings < 20 NTU; optionally + 5 NTU or + 10% (whichever is greater)

SAMPLED? Y OR N	# of bottles	Size	Material	Preservative	Preservative Lot Number	Analysis	Preferred Lab
Y	1	250 ml	Plastic	H_2SO_4	206168	Ammonia	WEC Chem Lab
Y	1	250 ml	Plastic	N/A		~~Conductivity~~[a]	WEC Chem Lab
						Fluoride[a]	
Y	1	250 ml	Plastic	N/A		Nitrate	Shealy
Y	3	50 ml	Glass vial	Vendor[b]		VOC	Shealy
H	2	250 ml	Glass-amber	N/A		SVOC[d]	Shealy
N	1	250 ml	Plastic	N/A		Tritium[c]	GEL
Y	2	1 liter	Plastic	HNO_3	201942	Gamma Spec[c]	GEL
						Gross Alpha	GEL
						Gross Beta	
						Isotopic U (α Spec)	
						Isotopic U (ICP-MS)	
						Total U (ICP-MS)	
						Tc-99 (liquid scint)	

Notes: [a] Ensure there is no headspace in the bottle.
[b] Glass vials for VOC collection are acidified by the vendor supplying the vials.
[c] Tritium and Gamma Spec Analysis are only performed on Wells W-7, W-10, W-13, W-15, W-16, W-18, W-22, W-24, W-26, W-29, W-30, W-32, W-33, W-39, W-41, W-43, W-44, W-47, W-48, and W-RW2 per NPDES SC0001848 requirements.
[d] SVOC analysis is only performed on Wells W-26, W-41, W-48, and W-RW2 per NPDES SC0001848 requirements.

Retain form in area for 1 year, in Records Room - 3 years and offsite - 57 years.

© 2021 Westinghouse Electric Company LLC.
All Rights Reserved.
Westinghouse Proprietary Class 2
PRINTED COPIES ARE UNCONTROLLED

Low Flow Groundwater Sample Collection Record

WELL NO: W-59	SAMPLE ID: W-59-2021-04	DATE: 10-11-21
TOTAL WELL LENGTH (feet) (A): 15.0	WATER TABLE DEPTH (feet) (B): 9.23	LENGTH OF WATER COLUMN (feet) (A-B): 5.77
CASING DIAMATER / MATL (inches): 2" / PVC	WELL SCREEN INTERVAL DEPTH: 10 feet to 15 feet	CALCULATED SYSTEM VOLUME: 0.94

PURGING DATA

	TUBING DIAMETER (inches): 1/4		PURGE PUMP TYPE OR BAILER: PERISTALTIC
INITIAL PUMP OR TUBING DEPTH IN WELL (feet): 12	FINAL PUMP OR TUBING DEPTH IN WELL (feet): 12	PURGING START TIME: 1004	PURGING END TIME: 1117	TOTAL VOLUME PURGED (~~gallons~~ LITERS): 10.65

TIME (24 HR)	CUMUL. VOLUME PURGED (~~gallons~~ LITERS)	PURGE RATE (~~gpm~~ mL PM)	DEPTH TO WATER (feet)	ORP (mV)	pH (standard units)	TEMP. (°C)	SPEC. COND. (circle units) µmhos/cm or µS/cm	DISSOLVED OXYGEN (circle units) mg/L or % saturation	TURBIDITY (NTUs)	COLOR (describe)	ODOR (describe)
1006	INITIAL	180	9.35	147.12	6.41	26.23	360.36	3.43	0.29	CLEAR	NO
1011	0.90	150	9.43	289.23	6.41	26.57	341.10	2.31	0.93	"	"
1016	1.65	150	9.46	318.36	6.39	26.69	351.37	1.97	0.75	"	"
1021	2.40	150	9.47	316.99	6.39	26.58	356.35	1.77	0.78	"	"
1026	3.15	150	9.47	312.15	6.39	26.52	362.35	1.58	2.25	"	"
1031	3.90	150	9.47	308.40	6.39	26.56	364.62	1.45	1.71	"	"
1036	4.65	150	9.47	300.67	6.39	26.44	369.85	1.31	1.38	"	"
1041	5.40	150	9.47	286.15	6.38	26.49	379.03	1.11	1.01	"	"
1046	6.15	150	9.47	268.35	6.37	26.52	385.34	0.98	1.07	"	"
1051	6.90	150	9.47	261.53	6.37	26.45	386.95	0.92	1.27	"	"
1056	7.65	150	9.47	254.01	6.35	26.49	391.36	0.86	1.78	"	"
1101	8.40	150	9.47	249.60	6.34	26.50	400.62	0.68	2.66	"	"
1106	9.15	150	9.47	239.65	6.34	26.49	402.75	0.65	2.62	"	"
1112	9.90	150	9.47	232.36	6.34	26.48	405.11	0.62	3.22	"	"
1117	10.65	150	9.47	231.09	6.34	26.37	409.01	0.58	3.81	"	"

WELL CAPACITY (Gallons Per Foot): **0.75"** = 0.02; **1"** = 0.04; **1.25"** = 0.06; **2"** = 0.16; **3"** = 0.37; **4"** = 0.65; **5"** = 1.02; **6"** = 1.47; **12"** = 5.88
TUBING INSIDE DIA. CAPACITY (Gal./Ft.): **1/8"** = 0.0006; **3/16"** = 0.0014; **1/4"** = 0.0026; **5/16"** = 0.004; **3/8"** = 0.006; **1/2"** = 0.010; **5/8"** = 0.016

PURGING EQUIPMENT CODES: **B** = Bailer; **BP** = Bladder Pump; **ESP** = Electric Submersible Pump; **PP** = Peristaltic Pump; **O** = Other (Specify)

*Parent Procedure, other procedures may reference this form in ETAPS. * Procedure # ROP-06-007

Electronically approved records are authenticated in the electronic document management system.

Information included in this material is proprietary and confidential and cannot be disclosed or used for any reason beyond the intended purpose without the prior written consent of Westinghouse Electric Company LLC.

© 2021 Westinghouse Electric Company LLC.
All Rights Reserved.

Westinghouse Proprietary Class 2
PRINTED COPIES ARE UNCONTROLLED

SAMPLING DATA

WELL No: W-59	SAMPLED BY (PRINT) / AFFILIATION: JAMES LEAPHART / ACCOM		
SAMPLER(S) SIGNATURE(S): JLeaphart		SAMPLING START TIME: 1118	SAMPLING END TIME: 1138
TUBING MATERIAL CODE: T	PUMP OR TUBING DEPTH IN WELL (feet): 12	DUPLICATE: Y (N)	
FIELD DECONTAMINATION: PUMP Y (N) TUBING (Y) N (replaced)		SAMPLE COLLECTION METHOD: PERISTALTIC	

FIELD EQUIPMENT USED:	FIELD EQUIPMENT USED:	REMARKS:
MAKE: INSITU	MAKE: SOLINST	
MODEL: TROLL 600	MODEL: 107	
SERIAL NO: 808958	SERIAL NO: 56924	

MATERIAL CODES: **AG** = Amber Glass; **CG** = Clear Glass; **HDPE** = High Density Polyethylene; **LDPE** = Low Density Polyethylene; **PP** = Polypropylene; **S** = Silicone; **T** = Teflon; **O** = Other (Specify)

NOTES:
1. STABILIZATION CRITERIA FOR RANGE OF VARIATION OF LAST THREE CONSECUTIVE READINGS:
pH: + 1.0 units **Temperature**: + 3% **Specific Conductance**: + 3% **Dissolved Oxygen**: optionally, + 0.2 mg/L or + 10% (whichever is greater) **ORP**: + 10 mV
Turbidity: all readings < 20 NTU; optionally + 5 NTU or + 10% (whichever is greater)

SAMPLED? Y OR N	# of bottles	Size	Material	Preservative	Preservative Lot Number	Analysis	Preferred Lab
Y	1	250 ml	Plastic	H_2SO_4	206168	Ammonia	WEC Chem Lab
Y	1	250 ml	Plastic	N/A		~~Conductivity~~[a]	WEC Chem Lab
						Fluoride[a]	
Y	1	250 ml	Plastic	N/A		Nitrate	Shealy
Y	3	50 ml	Glass vial	Vendor[b]		VOC	Shealy
N	2	250 ml	Glass-amber	N/A		SVOC[d]	Shealy
N	1	250 ml	Plastic	N/A		Tritium[c]	GEL
Y	2	1 liter	Plastic	HNO_3	201942	Gamma Spec[c]	GEL
						Gross Alpha	GEL
						Gross Beta	
						Isotopic U (α Spec)	
						Isotopic U (ICP-MS)	
						Total U (ICP-MS)	
						Tc-99 (liquid scint)	

Notes: [a] Ensure there is no headspace in the bottle.
[b] Glass vials for VOC collection are acidified by the vendor supplying the vials.
[c] Tritium and Gamma Spec Analysis are only performed on Wells W-7, W-10, W-13, W-15, W-16, W-18, W-22, W-24, W-26, W-29, W-30, W-32, W-33, W-39, W-41, W-43, W-44, W-47, W-48, and W-RW2 per NPDES SC0001848 requirements.
[d] SVOC analysis is only performed on Wells W-26, W-41, W-48, and W-RW2 per NPDES SC0001848 requirements.

Retain form in area for 1 year, in Records Room - 3 years and offsite - 57 years.

© 2021 Westinghouse Electric Company LLC.
All Rights Reserved.
Westinghouse Proprietary Class 2
PRINTED COPIES ARE UNCONTROLLED

Low Flow Groundwater Sample Collection Record

WELL NO: W-60	SAMPLE ID: W-60-2021-Q4	DATE: 10/15/21
TOTAL WELL LENGTH (feet) (A): 40.69	WATER TABLE DEPTH (feet) (B): 21.59	LENGTH OF WATER COLUMN (feet) (A-B): 19.1
CASING DIAMATER / MATL (inches): 2"	WELL SCREEN INTERVAL DEPTH: 32 feet to 37 feet	CALCULATED SYSTEM VOLUME: 3.1

PURGING DATA

	TUBING DIAMETER (inches): 1/4		PURGE PUMP TYPE OR BAILER: Peristaltic
INITIAL PUMP OR TUBING DEPTH IN WELL (feet): 34.5	FINAL PUMP OR TUBING DEPTH IN WELL (feet): 34.5	PURGING START TIME: 1051	PURGING END TIME: 1131	TOTAL VOLUME PURGED (gallons): 3.6

TIME (24 HR)	CUMUL. VOLUME PURGED (gallons)	PURGE RATE (gpm)	DEPTH TO WATER (feet)	ORP (mV)	pH (standard units)	TEMP. (°C)	SPEC. COND. (circle units) µmhos/cm or µS/cm	DISSOLVED OXYGEN (circle units) mg/L or % saturation	TURBIDITY (NTUs)	COLOR (describe)	ODOR (describe)
1054	0	100	21.59	-73.78	5.93	26.2	106.27	3.145	34.7	Clear	None
1059	0.5	100	21.59	-100.5	5.92	20.5	109.31	0.947	45.7	Clear	None
1104	1.1	120	21.59	-110.91	5.95	19.8	110.01	0.615	45.5	Clear	None
1109	1.7	120	21.59	-116.11	5.99	19.6	110.47	0.642	36.6	Clear	None
1114	2.1	90	21.59	-119.59	6.03	19.9	110.38	0.423	45.5	Clear	None
1119	2.6	100	21.59	-124.40	6.07	20.1	110.67	0.452	21.5	Clear	None
1124	3.1	100	21.59	-127.98	6.11	20.0	110.71	0.472	45.4	Clear	None
1129	3.5	90	21.59	-130.9	6.13	19.8	110.50	0.552	32.4	Clear	None

WELL CAPACITY (Gallons Per Foot): **0.75"** = 0.02; **1"** = 0.04; **1.25"** = 0.06; **2"** = 0.16; **3"** = 0.37; **4"** = 0.65; **5"** = 1.02; **6"** = 1.47; **12"** = 5.88
TUBING INSIDE DIA. CAPACITY (Gal./Ft.): **1/8"** = 0.0006; **3/16"** = 0.0014; **1/4"** = 0.0026; **5/16"** = 0.004; **3/8"** = 0.006; **1/2"** = 0.010; **5/8"** = 0.016

PURGING EQUIPMENT CODES: **B** = Bailer; **BP** = Bladder Pump; **ESP** = Electric Submersible Pump; **PP** = Peristaltic Pump; **O** = Other (Specify)

*Parent Procedure, other procedures may reference this form in ETAPS. * Procedure # ROP-06-007

Electronically approved records are authenticated in the electronic document management system.

Information included in this material is proprietary and confidential and cannot be disclosed or used for any reason beyond the intended purpose without the prior written consent of Westinghouse Electric Company LLC.

© 2021 Westinghouse Electric Company LLC. All Rights Reserved.

Westinghouse Proprietary Class 2
PRINTED COPIES ARE UNCONTROLLED

SAMPLING DATA

WELL No: 6D	SAMPLED BY (PRINT) / AFFILIATION: R. Clews		
SAMPLER(S) SIGNATURE(S): R		SAMPLING START TIME: 1134	SAMPLING END TIME: 1200
TUBING MATERIAL CODE: T	PUMP OR TUBING DEPTH IN WELL (feet):	DUPLICATE: Y (N)	
FIELD DECONTAMINATION: PUMP Y N TUBING (Y) N (replaced)		SAMPLE COLLECTION METHOD: Low Flow	

FIELD EQUIPMENT USED:	FIELD EQUIPMENT USED:	REMARKS:
MAKE:	MAKE:	
MODEL:	MODEL:	
SERIAL NO:	SERIAL NO:	

MATERIAL CODES: AG = Amber Glass; CG = Clear Glass; HDPE = High Density Polyethylene; LDPE = Low Density Polyethylene; PP = Polypropylene; S = Silicone; T = Teflon; O = Other (Specify)

NOTES:
1. STABILIZATION CRITERIA FOR RANGE OF VARIATION OF LAST THREE CONSECUTIVE READINGS:
pH: + 1.0 units **Temperature**: + 3% **Specific Conductance**: + 3% **Dissolved Oxygen**: optionally, + 0.2 mg/L or + 10% (whichever is greater) **ORP**: + 10 mV
Turbidity: all readings < 20 NTU; optionally + 5 NTU or + 10% (whichever is greater)

SAMPLED? Y OR N	# of bottles	Size	Material	Preservative	Preservative Lot Number	Analysis	Preferred Lab
Y	1	250 ml	Plastic	H_2SO_4	206168	Ammonia	WEC Chem Lab
Y	1	250 ml	Plastic	N/A		Conductivity[a]	WEC Chem Lab
						Fluoride[a]	
Y	1	250 ml	Plastic	N/A		Nitrate	Shealy
Y	3	50 ml	Glass vial	Vendor[b]		VOC	Shealy
N	2	250 ml	Glass-amber	N/A		SVOC[d]	Shealy
N	1	250 ml	Plastic	N/A		Tritium[c]	GEL
Y	2	1 liter	Plastic	HNO_3	201942	Gamma Spec[c]	GEL
						Gross Alpha	GEL
						Gross Beta	
						Isotopic U (α Spec)	
						Isotopic U (ICP-MS)	
						Total U (ICP-MS)	
						Tc-99 (liquid scint)	

Notes: [a] Ensure there is no headspace in the bottle.
[b] Glass vials for VOC collection are acidified by the vendor supplying the vials.
[c] Tritium and Gamma Spec Analysis are only performed on Wells W-7, W-10, W-13, W-15, W-16, W-18, W-22, W-24, W-26, W-29, W-30, W-32, W-33, W-39, W-41, W-43, W-44, W-47, W-48, and W-RW2 per NPDES SC0001848 requirements.
[d] SVOC analysis is only performed on Wells W-26, W-41, W-48, and W-RW2 per NPDES SC0001848 requirements.

Retain form in area for 1 year, in Records Room - 3 years and offsite - 57 years.

© 2021 Westinghouse Electric Company LLC.
All Rights Reserved.
Westinghouse Proprietary Class 2
PRINTED COPIES ARE UNCONTROLLED

TITLE: LOW FLOW GROUNDWATER SAMPLE COLLECTION RECORD
TYPE: REFERENCE USE
DATE: 10-07-21

FORM NO: ROF-06-007-2
REFERENCE NO: NONE
REVISION: 6

Low Flow Groundwater Sample Collection Record

WELL NO: ~~6-0~~ 6/10/15/21	SAMPLE ID: W-61-2021-Q4	DATE: 10/15/2
TOTAL WELL LENGTH (feet) (A): 26.66	WATER TABLE DEPTH (feet) (B): 18.2	LENGTH OF WATER COLUMN (feet) (A-B): 8.46
CASING DIAMATER / MATL (inches): 2"	WELL SCREEN INTERVAL DEPTH: 13.0 feet to 23.0 feet	CALCULATED SYSTEM VOLUME: 1.4

PURGING DATA

	TUBING DIAMETER (inches): 1/4			PURGE PUMP TYPE OR BAILER: peristalic
INITIAL PUMP OR TUBING DEPTH IN WELL (feet): 18.0	FINAL PUMP OR TUBING DEPTH IN WELL (feet): 18.0	PURGING START TIME: 1205	PURGING END TIME: 1242	TOTAL VOLUME PURGED (~~gallons~~): 3.3L

TIME (24 HR)	CUMUL. VOLUME PURGED (gallons)	PURGE RATE (gpm)	DEPTH TO WATER (feet)	ORP (mV)	pH (standard units)	TEMP. (°C)	SPEC. COND. (circle units) µmhos/cm or µS/cm	DISSOLVED OXYGEN (circle units) mg/L or % saturation	TURBIDITY (NTUs)	COLOR (describe)	ODOR (describe)
1207	0	100	18.41	-69.79	5.52	25.2	0.054	6.140	23	CLEAR	NONE
1212	0.5	100	18.62	36.96	5.53	21.0	123.81	3.661	23	CLEAR	NONE
1217	1.1	120	18.86	54.55	5.54	20.9	124.08	3.989	20	CLEAR	NONE
1222	1.5	90	19.01	65.33	5.55	20.9	134.61	4.095	9.3	CLEAR	NONE
1227	2.0	100	19.18	77.33	5.53	21.1	134.03	4.241	6.5	CLEAR	NONE
1232	2.5	100	19.31	82.06	5.53	21.2	132.94	4.316	6.7	CLEAR	NONE
1237	2.9	90	19.43	88.49	5.54	21.2	129.93	4.268	4.5	CLEAR	NONE
1242	3.3	90	19.55	85.67	5.55	20.9	125.14	4.150	3.8	CLEAR	NONE

WELL CAPACITY (Gallons Per Foot): **0.75"** = 0.02; **1"** = 0.04; **1.25"** = 0.06; **2"** = 0.16; **3"** = 0.37; **4"** = 0.65; **5"** = 1.02; **6"** = 1.47; **12"** = 5.88
TUBING INSIDE DIA. CAPACITY (Gal./Ft.): **1/8"** = 0.0006; **3/16"** = 0.0014; **1/4"** = 0.0026; **5/16"** = 0.004; **3/8"** = 0.006; **1/2"** = 0.010; **5/8"** = 0.016
PURGING EQUIPMENT CODES: B = Bailer; BP = Bladder Pump; ESP = Electric Submersible Pump; PP = Peristaltic Pump; O = Other (Specify)

*Parent Procedure, other procedures may reference this form in ETAPS. * Procedure # ROP-06-007

Electronically approved records are authenticated in the electronic document management system.

Information included in this material is proprietary and confidential and cannot be disclosed or used for any reason beyond the intended purpose without the prior written consent of Westinghouse Electric Company LLC.

© 2021 Westinghouse Electric Company LLC. All Rights Reserved.

Westinghouse Proprietary Class 2
PRINTED COPIES ARE UNCONTROLLED

SAMPLING DATA

WELL No: 61	SAMPLED BY (PRINT) / AFFILIATION: RANDY CREWS		
SAMPLER(S) SIGNATURE(S): R Crews		SAMPLING START TIME: 1246	SAMPLING END TIME: 1318
TUBING MATERIAL CODE: T	PUMP OR TUBING DEPTH IN WELL (feet): 18.0	DUPLICATE: Y (N)	
FIELD DECONTAMINATION: PUMP Y (N)	TUBING (Y) N (replaced)	SAMPLE COLLECTION METHOD: Low Flow	

FIELD EQUIPMENT USED:	FIELD EQUIPMENT USED:	REMARKS:
MAKE:	MAKE:	
MODEL:	MODEL:	
SERIAL NO:	SERIAL NO:	

MATERIAL CODES: AG = Amber Glass; CG = Clear Glass; HDPE = High Density Polyethylene; LDPE = Low Density Polyethylene; PP = Polypropylene; S = Silicone; T = Teflon; O = Other (Specify)

NOTES:
1. STABILIZATION CRITERIA FOR RANGE OF VARIATION OF LAST THREE CONSECUTIVE READINGS:
pH: + 1.0 units **Temperature**: + 3% **Specific Conductance**: + 3% **Dissolved Oxygen**: optionally, + 0.2 mg/L or + 10% (whichever is greater) **ORP**: + 10 mV
Turbidity: all readings < 20 NTU; optionally + 5 NTU or + 10% (whichever is greater)

SAMPLED? Y OR N	# of bottles	Size	Material	Preservative	Preservative Lot Number	Analysis	Preferred Lab
Y	1	250 ml	Plastic	H_2SO_4	206168	Ammonia	WEC Chem Lab
Y	1	250 ml	Plastic	N/A		Conductivity[a]	WEC Chem Lab
						Fluoride[a]	
Y	1	250 ml	Plastic	N/A		Nitrate	Shealy
Y	3	50 ml	Glass vial	Vendor[b]		VOC	Shealy
N	2	250 ml	Glass-amber	N/A		SVOC[d]	Shealy
N	1	250 ml	Plastic	N/A		Tritium[c]	GEL
Y	2	1 liter	Plastic	HNO_3	201942	Gamma Spec[c]	GEL
						Gross Alpha	GEL
						Gross Beta	
						Isotopic U (α Spec)	
						Isotopic U (ICP-MS)	
						Total U (ICP-MS)	
						Tc-99 (liquid scint)	

Notes: [a] Ensure there is no headspace in the bottle.
[b] Glass vials for VOC collection are acidified by the vendor supplying the vials.
[c] Tritium and Gamma Spec Analysis are only performed on Wells W-7, W-10, W-13, W-15, W-16, W-18, W-22, W-24, W-26, W-29, W-30, W-32, W-33, W-39, W-41, W-43, W-44, W-47, W-48, and W-RW2 per NPDES SC0001848 requirements.
[d] SVOC analysis is only performed on Wells W-26, W-41, W-48, and W-RW2 per NPDES SC0001848 requirements.

Retain form in area for 1 year, in Records Room - 3 years and offsite - 57 years.

© 2021 Westinghouse Electric Company LLC.
All Rights Reserved.
Westinghouse Proprietary Class 2
PRINTED COPIES ARE UNCONTROLLED

Low Flow Groundwater Sample Collection Record

WELL NO: 62	SAMPLE ID: W-62-2021-Q4	DATE: 10/19/21
TOTAL WELL LENGTH (feet) (A): 27.5	WATER TABLE DEPTH (feet) (B): 13.1	LENGTH OF WATER COLUMN (feet) (A-B): 14.4
CASING DIAMATER / MATL (inches): 2"	WELL SCREEN INTERVAL DEPTH: 19 feet to 24 feet	CALCULATED SYSTEM VOLUME: 2.4

PURGING DATA

TUBING DIAMETER (inches): 1/4			PURGE PUMP TYPE OR BAILER: peristaltic
INITIAL PUMP OR TUBING DEPTH IN WELL (feet): 21.5	FINAL PUMP OR TUBING DEPTH IN WELL (feet): 21.5	PURGING START TIME: 0959	PURGING END TIME: 1021	TOTAL VOLUME PURGED (gallons): 2.4

TIME (24 HR)	CUMUL. VOLUME PURGED (gallons)	PURGE RATE (gpm)	DEPTH TO WATER (feet)	ORP (mV)	pH (standard units)	TEMP. (°C)	SPEC. COND. (circle units) µmhos/cm or µS/cm	DISSOLVED OXYGEN (circle units) mg/L or % saturation	TURBIDITY (NTUs)	COLOR (describe)	ODOR (describe)
1001	0	120	13.18	114.81	4.87	17.1	88.63	5.888	0	clear	none
1006	0.6	120	13.18	118.49	4.86	17.6	86.72	3.752	4	clear	none
1011	1.2	120	13.18	119.82	4.87	17.7	87.00	3.665	0	clear	none
1016	1.8	120	13.18	120.80	4.87	17.8	86.75	3.585	0	clear	none
1021	2.4	120	13.18	121.02	4.88	17.8	86.68	3.569	0	clear	none

WELL CAPACITY (Gallons Per Foot): **0.75"** = 0.02; **1"** = 0.04; **1.25"** = 0.06; **2"** = 0.16; **3"** = 0.37; **4"** = 0.65; **5"** = 1.02; **6"** = 1.47; **12"** = 5.88
TUBING INSIDE DIA. CAPACITY (Gal./Ft.): **1/8"** = 0.0006; **3/16"** = 0.0014; **1/4"** = 0.0026; **5/16"** = 0.004; **3/8"** = 0.006; **1/2"** = 0.010; **5/8"** = 0.016

PURGING EQUIPMENT CODES: **B** = Bailer; **BP** = Bladder Pump; **ESP** = Electric Submersible Pump; **PP** = Peristaltic Pump; **O** = Other (Specify)

*Parent Procedure, other procedures may reference this form in ETAPS. * Procedure # ROP-06-007

Electronically approved records are authenticated in the electronic document management system.
Information included in this material is proprietary and confidential and cannot be disclosed or used for any reason beyond the intended purpose without the prior written consent of Westinghouse Electric Company LLC.
© 2021 Westinghouse Electric Company LLC. All Rights Reserved.

Westinghouse Proprietary Class 2
PRINTED COPIES ARE UNCONTROLLED

SAMPLING DATA

WELL No: 62	SAMPLED BY (PRINT) / AFFILIATION: RANdy CREWS		
SAMPLER(S) SIGNATURE(S): RC		SAMPLING START TIME: 1024	SAMPLING END TIME: 1048
TUBING MATERIAL CODE: T	PUMP OR TUBING DEPTH IN WELL (feet): 21.5	DUPLICATE: Y (N)	
FIELD DECONTAMINATION: PUMP Y (N)	TUBING (Y) N (replaced)	SAMPLE COLLECTION METHOD: Low Flow	

FIELD EQUIPMENT USED:	FIELD EQUIPMENT USED:	REMARKS:
MAKE:	MAKE:	
MODEL:	MODEL:	
SERIAL NO:	SERIAL NO:	

MATERIAL CODES: **AG** = Amber Glass; **CG** = Clear Glass; **HDPE** = High Density Polyethylene; **LDPE** = Low Density Polyethylene; **PP** = Polypropylene; **S** = Silicone; **T** = Teflon; **O** = Other (Specify)

NOTES:
1. STABILIZATION CRITERIA FOR RANGE OF VARIATION OF LAST THREE CONSECUTIVE READINGS:
pH: + 1.0 units **Temperature**: + 3% **Specific Conductance**: + 3% **Dissolved Oxygen**: optionally, + 0.2 mg/L or + 10% (whichever is greater) **ORP**: + 10 mV
Turbidity: all readings < 20 NTU; optionally + 5 NTU or + 10% (whichever is greater)

SAMPLED? Y OR N	# of bottles	Size	Material	Preservative	Preservative Lot Number	Analysis	Preferred Lab
Y	1	250 ml	Plastic	H_2SO_4	206168	Ammonia	WEC Chem Lab
Y	1	250 ml	Plastic	N/A		Conductivity[a]	WEC Chem Lab
						Fluoride[a]	
Y	1	250 ml	Plastic	N/A		Nitrate	Shealy
Y	3	50 ml	Glass vial	Vendor[b]		VOC	Shealy
N	2	250 ml	Glass-amber	N/A		SVOC[d]	Shealy
N	1	250 ml	Plastic	N/A		Tritium[c]	GEL
Y	2	1 liter	Plastic	HNO_3	201942	Gamma Spec[c]	GEL
						Gross Alpha	GEL
						Gross Beta	
						Isotopic U (α Spec)	
						Isotopic U (ICP-MS)	
						Total U (ICP-MS)	
						Tc-99 (liquid scint)	

Notes: [a] Ensure there is no headspace in the bottle.
[b] Glass vials for VOC collection are acidified by the vendor supplying the vials.
[c] Tritium and Gamma Spec Analysis are only performed on Wells W-7, W-10, W-13, W-15, W-16, W-18, W-22, W-24, W-26, W-29, W-30, W-32, W-33, W-39, W-41, W-43, W-44, W-47, W-48, and W-RW2 per NPDES SC0001848 requirements.
[d] SVOC analysis is only performed on Wells W-26, W-41, W-48, and W-RW2 per NPDES SC0001848 requirements.

Retain form in area for 1 year, in Records Room - 3 years and offsite - 57 years.

© 2021 Westinghouse Electric Company LLC.
All Rights Reserved.
Westinghouse Proprietary Class 2
PRINTED COPIES ARE UNCONTROLLED

Low Flow Groundwater Sample Collection Record

WELL NO: W-63	SAMPLE ID: W-63-2021-Q4	DATE: 10-19-21
TOTAL WELL LENGTH (feet) (A): 44.03	WATER TABLE DEPTH (feet) (B): 26.68	LENGTH OF WATER COLUMN (feet) (A-B): 17.35
CASING DIAMATER / MATL (inches): 2" / PVC	WELL SCREEN INTERVAL DEPTH: 37 feet to 42 feet	CALCULATED SYSTEM VOLUME: 2.83

PURGING DATA

TUBING DIAMETER (inches): 1/4			PURGE PUMP TYPE OR BAILER: PERISTALTIC
INITIAL PUMP OR TUBING DEPTH IN WELL (feet): 39	FINAL PUMP OR TUBING DEPTH IN WELL (feet): 39	PURGING START TIME: 1258	PURGING END TIME: 1321	TOTAL VOLUME PURGED ~~(gallons)~~ LITERS: 2.30

TIME (24 HR)	CUMUL. VOLUME PURGED ~~(gallons)~~ LITERS	PURGE RATE ~~(gpm)~~ mL PM	DEPTH TO WATER (feet)	ORP (mV)	pH (standard units)	TEMP. (°C)	SPEC. COND. (circle units) µmhos/cm or µS/cm	DISSOLVED OXYGEN (circle units) mg/L or % saturation	TURBIDITY (NTUs)	COLOR (describe)	ODOR (describe)
1301	INITIAL	160	27.14	75.26	6.47	22.23	385.20	4.99	4.59	CLEAR	NO
1306	0.80	100	27.49	59.06	6.69	21.22	416.01	0.73	4.03	"	"
1311	1.30	100	27.65	59.50	6.69	21.43	407.99	0.61	5.79	"	"
1316	1.80	100	27.65	61.81	6.75	21.82	401.74	0.55	6.75	"	"
1321	2.30	100	27.65	60.25	6.65	21.97	393.24	0.54	8.83	"	"

WELL CAPACITY (Gallons Per Foot): **0.75"** = 0.02; **1"** = 0.04; **1.25"** = 0.06; **2"** = 0.16; **3"** = 0.37; **4"** = 0.65; **5"** = 1.02; **6"** = 1.47; **12"** = 5.88
TUBING INSIDE DIA. CAPACITY (Gal./Ft.): **1/8"** = 0.0006; **3/16"** = 0.0014; **1/4"** = 0.0026; **5/16"** = 0.004; **3/8"** = 0.006; **1/2"** = 0.010; **5/8"** = 0.016

PURGING EQUIPMENT CODES: **B** = Bailer; **BP** = Bladder Pump; **ESP** = Electric Submersible Pump; **PP** = Peristaltic Pump; **O** = Other (Specify)

*Parent Procedure, other procedures may reference this form in ETAPS. * Procedure # ROP-06-007

Electronically approved records are authenticated in the electronic document management system.
Information included in this material is proprietary and confidential and cannot be disclosed or used for any reason beyond the intended purpose without the prior written consent of Westinghouse Electric Company LLC.
© 2021 Westinghouse Electric Company LLC. All Rights Reserved.

Westinghouse Proprietary Class 2
PRINTED COPIES ARE UNCONTROLLED

SAMPLING DATA

WELL No: W-63	SAMPLED BY (PRINT) / AFFILIATION: James Leathart / AECOM		
SAMPLER(S) SIGNATURE(S): J Leathart		SAMPLING START TIME: 1323	SAMPLING END TIME: 1403
TUBING MATERIAL CODE: T	PUMP OR TUBING DEPTH IN WELL (feet): 39		DUPLICATE: Y (N)
FIELD DECONTAMINATION: PUMP Y (N) TUBING (Y) N (replaced)		SAMPLE COLLECTION METHOD: PERISTALTIC	

FIELD EQUIPMENT USED:	FIELD EQUIPMENT USED:	REMARKS:
MAKE: INSITU	MAKE: SOLINST	
MODEL: TROLL 600	MODEL: 107	
SERIAL NO: 808958	SERIAL NO: 56924	

MATERIAL CODES: **AG** = Amber Glass; **CG** = Clear Glass; **HDPE** = High Density Polyethylene; **LDPE** = Low Density Polyethylene; **PP** = Polypropylene; **S** = Silicone; **T** = Teflon; **O** = Other (Specify)

NOTES:
1. STABILIZATION CRITERIA FOR RANGE OF VARIATION OF LAST THREE CONSECUTIVE READINGS:
   pH: + 1.0 units **Temperature**: + 3% **Specific Conductance**: + 3% **Dissolved Oxygen**: optionally, + 0.2 mg/L or + 10% (whichever is greater) **ORP**: + 10 mV
   Turbidity: all readings < 20 NTU; optionally + 5 NTU or + 10% (whichever is greater)

SAMPLED? Y OR N	# of bottles	Size	Material	Preservative	Preservative Lot Number	Analysis	Preferred Lab
Y	1	250 ml	Plastic	H_2SO_4	206168	Ammonia	WEC Chem Lab
Y	1	250 ml	Plastic	N/A		~~Conductivity~~[a]	WEC Chem Lab
						Fluoride[a]	
Y	1	250 ml	Plastic	N/A		Nitrate	Shealy
Y	3	50 ml	Glass vial	Vendor[b]		VOC	Shealy
N	2	250 ml	Glass-amber	N/A		SVOC[d]	Shealy
N	1	250 ml	Plastic	N/A		Tritium[c]	GEL
Y	2	1 liter	Plastic	HNO_3	201942	Gamma Spec[c]	GEL
						Gross Alpha	GEL
						Gross Beta	
						Isotopic U (α Spec)	
						Isotopic U (ICP-MS)	
						Total U (ICP-MS)	
						Tc-99 (liquid scint)	

Notes: [a] Ensure there is no headspace in the bottle.
[b] Glass vials for VOC collection are acidified by the vendor supplying the vials.
[c] Tritium and Gamma Spec Analysis are only performed on Wells W-7, W-10, W-13, W-15, W-16, W-18, W-22, W-24, W-26, W-29, W-30, W-32, W-33, W-39, W-41, W-43, W-44, W-47, W-48, and W-RW2 per NPDES SC0001848 requirements.
[d] SVOC analysis is only performed on Wells W-26, W-41, W-48, and W-RW2 per NPDES SC0001848 requirements.

Retain form in area for 1 year, in Records Room - 3 years and offsite - 57 years.

© 2021 Westinghouse Electric Company LLC.
All Rights Reserved.

Westinghouse Proprietary Class 2
PRINTED COPIES ARE UNCONTROLLED

Low Flow Groundwater Sample Collection Record

WELL NO: W-64	SAMPLE ID: W-64-2021-Q4	DATE: 10-19-24
TOTAL WELL LENGTH (feet) (A): 34.20	WATER TABLE DEPTH (feet) (B): 26.47	LENGTH OF WATER COLUMN (feet) (A-B): 7.73
CASING DIAMATER / MATL (inches): 2" / PVC	WELL SCREEN INTERVAL DEPTH: 21 feet to 31 feet	CALCULATED SYSTEM VOLUME: 1.26

PURGING DATA

TUBING DIAMETER (inches): 1/4			PURGE PUMP TYPE OR BAILER: PERISTALTIC
INITIAL PUMP OR TUBING DEPTH IN WELL (feet): 30	FINAL PUMP OR TUBING DEPTH IN WELL (feet): 30	PURGING START TIME: 0829	PURGING END TIME: 0852 / TOTAL VOLUME PURGED (~~gallons~~ LITERS): 3.2

TIME (24 HR)	CUMUL. VOLUME PURGED (~~gallons~~ LITERS)	PURGE RATE (~~gpm~~ mL PM)	DEPTH TO WATER (feet)	ORP (mV)	pH (standard units)	TEMP. (°C)	SPEC. COND. (circle units) µmhos/cm or µS/cm	DISSOLVED OXYGEN (circle units) mg/L or % saturation	TURBIDITY (NTUs)	COLOR (describe)	ODOR (describe)
0832	INITIAL	160	26.60	134.06	5.79	17.53	510.67	3.22	0	CLEAR	NO
0837	0.80	160	26.63	218.99	5.58	17.88	500.88	0.53	0	"	"
0842	1.60	160	26.63	221.36	5.60	18.27	502.95	0.42	0	"	"
0847	2.40	160	26.63	226.41	5.62	18.39	506.52	0.32	0	"	"
0852	3.20	160	26.63	228.03	5.64	18.46	509.23	0.30	0	"	"

WELL CAPACITY (Gallons Per Foot): **0.75"** = 0.02; **1"** = 0.04; **1.25"** = 0.06; **2"** = 0.16; **3"** = 0.37; **4"** = 0.65; **5"** = 1.02; **6"** = 1.47; **12"** = 5.88
TUBING INSIDE DIA. CAPACITY (Gal./Ft.): **1/8"** = 0.0006; **3/16"** = 0.0014; **1/4"** = 0.0026; **5/16"** = 0.004; **3/8"** = 0.006; **1/2"** = 0.010; **5/8"** = 0.016

PURGING EQUIPMENT CODES: **B** = Bailer; **BP** = Bladder Pump; **ESP** = Electric Submersible Pump; **PP** = Peristaltic Pump; **O** = Other (Specify)

*Parent Procedure, other procedures may reference this form in ETAPS. * Procedure # ROP-06-007

Electronically approved records are authenticated in the electronic document management system.

Information included in this material is proprietary and confidential and cannot be disclosed or used for any reason beyond the intended purpose without the prior written consent of Westinghouse Electric Company LLC.

© 2021 Westinghouse Electric Company LLC.
All Rights Reserved.

Westinghouse Proprietary Class 2
PRINTED COPIES ARE UNCONTROLLED

SAMPLING DATA

WELL No: W-64	SAMPLED BY (PRINT) / AFFILIATION: JAMES LEADHART		
SAMPLER(S) SIGNATURE(S): JLeadhart		SAMPLING START TIME: 0854	SAMPLING END TIME: 0915
TUBING MATERIAL CODE: T	PUMP OR TUBING DEPTH IN WELL (feet): 30		DUPLICATE: Y (N)
FIELD DECONTAMINATION: PUMP Y (N) TUBING (Y) N (replaced)			SAMPLE COLLECTION METHOD: PERISTALTIC

FIELD EQUIPMENT USED:	FIELD EQUIPMENT USED:	REMARKS:
MAKE: INSITU	MAKE: SOLINST	
MODEL: TROLL 600	MODEL: 107	
SERIAL NO: 808958	SERIAL NO: 56924	

MATERIAL CODES: AG = Amber Glass; CG = Clear Glass; HDPE = High Density Polyethylene; LDPE = Low Density Polyethylene; PP = Polypropylene; S = Silicone; T = Teflon; O = Other (Specify)

NOTES:
1. STABILIZATION CRITERIA FOR RANGE OF VARIATION OF LAST THREE CONSECUTIVE READINGS:
   pH: + 1.0 units **Temperature**: + 3% **Specific Conductance**: + 3% **Dissolved Oxygen**: optionally, + 0.2 mg/L or + 10% (whichever is greater) **ORP**: + 10 mV
   Turbidity: all readings < 20 NTU; optionally + 5 NTU or + 10% (whichever is greater)

SAMPLED? Y OR N	# of bottles	Size	Material	Preservative	Preservative Lot Number	Analysis	Preferred Lab
Y	1	250 ml	Plastic	H_2SO_4	206168	Ammonia	WEC Chem Lab
Y	1	250 ml	Plastic	N/A		~~Conductivity~~[a]	WEC Chem Lab
						Fluoride[a]	
Y	1	250 ml	Plastic	N/A		Nitrate	Shealy
Y	3	50 ml	Glass vial	Vendor[b]		VOC	Shealy
N	2	250 ml	Glass-amber	N/A		SVOC[d]	Shealy
N	1	250 ml	Plastic	N/A		Tritium[c]	GEL
Y	2	1 liter	Plastic	HNO_3	201942	Gamma Spec[c]	GEL
						Gross Alpha	GEL
						Gross Beta	
						Isotopic U (α Spec)	
						Isotopic U (ICP-MS)	
						Total U (ICP-MS)	
						Tc-99 (liquid scint)	

Notes: [a] Ensure there is no headspace in the bottle.
[b] Glass vials for VOC collection are acidified by the vendor supplying the vials.
[c] Tritium and Gamma Spec Analysis are only performed on Wells W-7, W-10, W-13, W-15, W-16, W-18, W-22, W-24, W-26, W-29, W-30, W-32, W-33, W-39, W-41, W-43, W-44, W-47, W-48, and W-RW2 per NPDES SC0001848 requirements.
[d] SVOC analysis is only performed on Wells W-26, W-41, W-48, and W-RW2 per NPDES SC0001848 requirements.

Retain form in area for 1 year, in Records Room - 3 years and offsite - 57 years.

© 2021 Westinghouse Electric Company LLC. All Rights Reserved.

Westinghouse Proprietary Class 2
PRINTED COPIES ARE UNCONTROLLED

Low Flow Groundwater Sample Collection Record

WELL NO: 65	SAMPLE ID: W-65-2021 - Q4	DATE: 10/18/21
TOTAL WELL LENGTH (feet) (A): 34.37	WATER TABLE DEPTH (feet) (B): 13.49	LENGTH OF WATER COLUMN (feet) (A-B): 20.88
CASING DIAMATER / MATL (inches): 2"	WELL SCREEN INTERVAL DEPTH: 26.5 feet to 31.5 feet	CALCULATED SYSTEM VOLUME: 3.4

PURGING DATA

	TUBING DIAMETER (inches): 1/4		PURGE PUMP TYPE OR BAILER: peristaltic
INITIAL PUMP OR TUBING DEPTH IN WELL (feet): 29.0	FINAL PUMP OR TUBING DEPTH IN WELL (feet): 29.0	PURGING START TIME: 0842	PURGING END TIME: 0930	TOTAL VOLUME PURGED (gallons): 6.2 L

TIME (24 HR)	CUMUL. VOLUME PURGED (gallons)	PURGE RATE (gpm)	DEPTH TO WATER (feet)	ORP (mV)	pH (standard units)	TEMP. (°C)	SPEC. COND. (circle units) µmhos/cm or µS/cm	DISSOLVED OXYGEN (circle units) mg/L or % saturation	TURBIDITY (NTUs)	COLOR (describe)	ODOR (describe)
0845	0	120	13.75	-38.56	6.24	18.1	116.10	1.761	21	clear	none
0850	0.6	120	13.75	-26.70	6.20	19.2	123.84	1.035	1.8	clear	none
0855	1.2	120	13.75	-16.01	6.18	19.6	124.16	1.209	0.1	clear	none
0900	1.8	120	13.76	-15.63	6.16	19.9	124.27	0.593	0.1	clear	none
0905	2.4	120	13.74	-15.55	6.15	20.1	124.26	0.947	0.9	clear	none
0910	3.0	120	13.77	-13.61	6.14	20.1	124.24	1.262	0	clear	none
0915	3.6	120	13.78	-14.73	6.15	20.1	124.06	1.032	0	clear	none
0920	4.2	120	13.79	-15.22	6.16	20.2	123.50	0.501	0	clear	none
0925	4.8	120	13.80	-15.21	6.16	20.3	122.67	0.350	0	clear	none
0930	5.6	120	13.81	-15.02	6.15	20.3	121.49	0.586	0	clear	none
0935	6.2	120	13.82	-12.94	6.15	20.4	119.99	0.449	0	clear	none

WELL CAPACITY (Gallons Per Foot): **0.75"** = 0.02; **1"** = 0.04; **1.25"** = 0.06; **2"** = 0.16; **3"** = 0.37; **4"** = 0.65; **5"** = 1.02; **6"** = 1.47; **12"** = 5.88
TUBING INSIDE DIA. CAPACITY (Gal./Ft.): **1/8"** = 0.0006; **3/16"** = 0.0014; **1/4"** = 0.0026; **5/16"** = 0.004; **3/8"** = 0.006; **1/2"** = 0.010; **5/8"** = 0.016
PURGING EQUIPMENT CODES: **B** = Bailer; **BP** = Bladder Pump; **ESP** = Electric Submersible Pump; **PP** = Peristaltic Pump; **O** = Other (Specify)

*Parent Procedure, other procedures may reference this form in ETAPS. * Procedure # ROP-06-007

Electronically approved records are authenticated in the electronic document management system.
Information included in this material is proprietary and confidential and cannot be disclosed or used for any reason beyond the intended purpose without the prior written consent of Westinghouse Electric Company LLC.
© 2021 Westinghouse Electric Company LLC. All Rights Reserved.

Westinghouse Proprietary Class 2
PRINTED COPIES ARE UNCONTROLLED

SAMPLING DATA

WELL No: 65	SAMPLED BY (PRINT) / AFFILIATION: Randy Crews		
SAMPLER(S) SIGNATURE(S): R Crews		SAMPLING START TIME: 0938	SAMPLING END TIME: 1002 Rzc
TUBING MATERIAL CODE: T	PUMP OR TUBING DEPTH IN WELL (feet): 29.0	DUPLICATE: (Y) N	Dup of 64
FIELD DECONTAMINATION: PUMP Y (N) TUBING (Y) N (replaced)		SAMPLE COLLECTION METHOD: Low Flow	

FIELD EQUIPMENT USED:	FIELD EQUIPMENT USED:	REMARKS:
MAKE:	MAKE:	
MODEL:	MODEL:	
SERIAL NO:	SERIAL NO:	

MATERIAL CODES: AG = Amber Glass; CG = Clear Glass; HDPE = High Density Polyethylene; LDPE = Low Density Polyethylene; PP = Polypropylene; S = Silicone; T = Teflon; O = Other (Specify)

NOTES:
1. STABILIZATION CRITERIA FOR RANGE OF VARIATION OF LAST THREE CONSECUTIVE READINGS:
pH: + 1.0 units **Temperature**: + 3% **Specific Conductance**: + 3% **Dissolved Oxygen**: optionally, + 0.2 mg/L or + 10% (whichever is greater) **ORP**: + 10 mV
Turbidity: all readings < 20 NTU; optionally + 5 NTU or + 10% (whichever is greater)

SAMPLED? Y OR N	# of bottles	Size	Material	Preservative	Preservative Lot Number	Analysis	Preferred Lab
Y	1	250 ml	Plastic	H_2SO_4	206168	Ammonia	WEC Chem Lab
Y	1	250 ml	Plastic	N/A		Conductivity[a]	WEC Chem Lab
						Fluoride[a]	
Y	1	250 ml	Plastic	N/A		Nitrate	Shealy
Y	3	50 ml	Glass vial	Vendor[b]		VOC	Shealy
N	2	250 ml	Glass-amber	N/A		SVOC[d]	Shealy
N	1	250 ml	Plastic	N/A		Tritium[c]	GEL
Y	2	1 liter	Plastic	HNO_3	201942	Gamma Spec[c]	GEL
						Gross Alpha	GEL
						Gross Beta	
						Isotopic U (α Spec)	
						Isotopic U (ICP-MS)	
						Total U (ICP-MS)	
						Tc-99 (liquid scint)	

Notes: [a] Ensure there is no headspace in the bottle.
[b] Glass vials for VOC collection are acidified by the vendor supplying the vials.
[c] Tritium and Gamma Spec Analysis are only performed on Wells W-7, W-10, W-13, W-15, W-16, W-18, W-22, W-24, W-26, W-29, W-30, W-32, W-33, W-39, W-41, W-43, W-44, W-47, W-48, and W-RW2 per NPDES SC0001848 requirements.
[d] SVOC analysis is only performed on Wells W-26, W-41, W-48, and W-RW2 per NPDES SC0001848 requirements.

Retain form in area for 1 year, in Records Room - 3 years and offsite - 57 years.

© 2021 Westinghouse Electric Company LLC.
All Rights Reserved.
Westinghouse Proprietary Class 2
PRINTED COPIES ARE UNCONTROLLED

Low Flow Groundwater Sample Collection Record

WELL NO: W-66	SAMPLE ID: W-66-2021-Q4	DATE: 10/18/21
TOTAL WELL LENGTH (feet) (A): 25.24	WATER TABLE DEPTH (feet) (B): 13.11	LENGTH OF WATER COLUMN (feet) (A-B): 12.13
CASING DIAMATER / MATL (inches): 2"	WELL SCREEN INTERVAL DEPTH: 12 feet to 22 feet	CALCULATED SYSTEM VOLUME: 1.9

PURGING DATA

	TUBING DIAMETER (inches): 1/4		PURGE PUMP TYPE OR BAILER: peristaltic
INITIAL PUMP OR TUBING DEPTH IN WELL (feet): 17.0	FINAL PUMP OR TUBING DEPTH IN WELL (feet): 17.0	PURGING START TIME: 1004	PURGING END TIME: 1036	TOTAL VOLUME PURGED (gallons): 4.2

TIME (24 HR)	CUMUL. VOLUME PURGED (gallons)	PURGE RATE (gpm)	DEPTH TO WATER (feet)	ORP (mV)	pH (standard units)	TEMP. (°C)	SPEC. COND. (circle units) µmhos/cm or µS/cm	DISSOLVED OXYGEN (circle units) mg/L or % saturation	TURBIDITY (NTUs)	COLOR (describe)	ODOR (describe)
1006	0	140	13.12	10.78	5.65	25.7	4.34	3.797	0	CLEAR	NONE
1011	0.7	140	13.12	27.66	5.54	21.8	82.78	1.083	0	CLEAR	NONE
1016	1.4	140	13.12	31.52	5.56	21.8	84.62	0.935	0.3	CLEAR	NONE
1021	2.1	140	13.12	33.93	5.57	21.8	85.34	0.660	0	CLEAR	NONE
1026	2.8	140	13.12	37.03	5.58	22.5	84.61	0.686	0.2	CLEAR	NONE
1031	3.5	140	13.12	37.26	5.58	22.1	84.53	0.712	0.7	CLEAR	NONE
1036	4.2	140	13.12	37.48	5.58	22.1	85.04	0.653	4.3	CLEAR	NONE

WELL CAPACITY (Gallons Per Foot): 0.75" = 0.02; 1" = 0.04; 1.25" = 0.06; 2" = 0.16; 3" = 0.37; 4" = 0.65; 5" = 1.02; 6" = 1.47; 12" = 5.88
TUBING INSIDE DIA. CAPACITY (Gal./Ft.): 1/8" = 0.0006; 3/16" = 0.0014; 1/4" = 0.0026; 5/16" = 0.004; 3/8" = 0.006; 1/2" = 0.010; 5/8" = 0.016
PURGING EQUIPMENT CODES: B = Bailer; BP = Bladder Pump; ESP = Electric Submersible Pump; PP = Peristaltic Pump; O = Other (Specify)

*Parent Procedure, other procedures may reference this form in ETAPS. * Procedure # ROP-06-007

Electronically approved records are authenticated in the electronic document management system.
Information included in this material is proprietary and confidential and cannot be disclosed or used for any reason beyond the intended purpose without the prior written consent of Westinghouse Electric Company LLC.
© 2021 Westinghouse Electric Company LLC. All Rights Reserved.

Westinghouse Proprietary Class 2
PRINTED COPIES ARE UNCONTROLLED

SAMPLING DATA

WELL No: 66	SAMPLED BY (PRINT) / AFFILIATION: RANDY CREW		
SAMPLER(S) SIGNATURE(S): R Crew		SAMPLING START TIME: 1040	SAMPLING END TIME: 1123
TUBING MATERIAL CODE: T	PUMP OR TUBING DEPTH IN WELL (feet): 17.0	DUPLICATE: (Y) N	
FIELD DECONTAMINATION: PUMP Y (N)	TUBING (Y) N (replaced)	SAMPLE COLLECTION METHOD: LOW FLOW	

FIELD EQUIPMENT USED:	FIELD EQUIPMENT USED:	REMARKS:
MAKE:	MAKE:	
MODEL:	MODEL:	
SERIAL NO:	SERIAL NO:	

MATERIAL CODES: **AG** = Amber Glass; **CG** = Clear Glass; **HDPE** = High Density Polyethylene; **LDPE** = Low Density Polyethylene; **PP** = Polypropylene; **S** = Silicone; **T** = Teflon; **O** = Other (Specify)

NOTES:
1. STABILIZATION CRITERIA FOR RANGE OF VARIATION OF LAST THREE CONSECUTIVE READINGS:
pH: + 1.0 units **Temperature**: + 3% **Specific Conductance**: + 3% **Dissolved Oxygen**: optionally, + 0.2 mg/L or + 10% (whichever is greater) **ORP**: + 10 mV
Turbidity: all readings < 20 NTU; optionally + 5 NTU or + 10% (whichever is greater)

SAMPLED? Y OR N	# of bottles	Size	Material	Preservative	Preservative Lot Number	Analysis	Preferred Lab
Y	1	250 ml	Plastic	H_2SO_4	206168	Ammonia	WEC Chem Lab
Y	1	250 ml	Plastic	N/A		Conductivity[a]	WEC Chem Lab
						Fluoride[a]	
Y	1	250 ml	Plastic	N/A		Nitrate	Shealy
Y	3	50 ml	Glass vial	Vendor[b]		VOC	Shealy
N	2	250 ml	Glass-amber	N/A		SVOC[d]	Shealy
N	1	250 ml	Plastic	N/A		Tritium[c]	GEL
Y	2	1 liter	Plastic	HNO_3	201942	Gamma Spec[c]	GEL
						Gross Alpha	GEL
						Gross Beta	
						Isotopic U (α Spec)	
						Isotopic U (ICP-MS)	
						Total U (ICP-MS)	
						Tc-99 (liquid scint)	

Notes: [a] Ensure there is no headspace in the bottle.
[b] Glass vials for VOC collection are acidified by the vendor supplying the vials.
[c] Tritium and Gamma Spec Analysis are only performed on Wells W-7, W-10, W-13, W-15, W-16, W-18, W-22, W-24, W-26, W-29, W-30, W-32, W-33, W-39, W-41, W-43, W-44, W-47, W-48, and W-RW2 per NPDES SC0001848 requirements.
[d] SVOC analysis is only performed on Wells W-26, W-41, W-48, and W-RW2 per NPDES SC0001848 requirements.

Retain form in area for 1 year, in Records Room - 3 years and offsite - 57 years.

© 2021 Westinghouse Electric Company LLC.
All Rights Reserved.
Westinghouse Proprietary Class 2
PRINTED COPIES ARE UNCONTROLLED

Low Flow Groundwater Sample Collection Record

WELL NO: W-67	SAMPLE ID: W-67-2021-Q4	DATE: 10-18-21
TOTAL WELL LENGTH (feet) (A): 34.41	WATER TABLE DEPTH (feet) (B): 17.85	LENGTH OF WATER COLUMN (feet) (A-B): 16.56
CASING DIAMATER / MATL (inches): 2" / PVC	WELL SCREEN INTERVAL DEPTH: 21 feet to 31 feet	CALCULATED SYSTEM VOLUME: 2.70

PURGING DATA

	TUBING DIAMETER (inches): 1/4		PURGE PUMP TYPE OR BAILER: PERISTALTIC
INITIAL PUMP OR TUBING DEPTH IN WELL (feet): 29	FINAL PUMP OR TUBING DEPTH IN WELL (feet): 29	PURGING START TIME: 1100	PURGING END TIME: 1123	TOTAL VOLUME PURGED (gallons) 4 LITER

TIME (24 HR)	CUMUL. VOLUME PURGED (~~gallons~~) LITERS	PURGE RATE (~~gpm~~) ML/MIN	DEPTH TO WATER (feet)	ORP (mV)	pH (standard units)	TEMP. (°C)	SPEC. COND. (circle units) µmhos/cm or µS/cm	DISSOLVED OXYGEN (circle units) mg/L or % saturation	TURBIDITY (NTUs)	COLOR (describe)	ODOR (describe)
1103	INITIAL	200	18.08	256.42	5.29	18.63	208.03	5.50	1.51	CLEAR	NO
1108	1.00	200	18.08	239.41	5.44	18.67	209.00	0.50	0	"	"
1113	2.00	200	18.08	221.34	5.45	18.75	208.68	0.37	0	"	"
1118	3.00	200	18.08	219.36	5.46	18.86	208.94	0.31	0	"	"
1123	4.00	200	18.09	217.14	5.46	18.94	209.69	0.28	0	"	"

WELL CAPACITY (Gallons Per Foot): **0.75"** = 0.02; **1"** = 0.04; **1.25"** = 0.06; **2"** = 0.16; **3"** = 0.37; **4"** = 0.65; **5"** = 1.02; **6"** = 1.47; **12"** = 5.88
TUBING INSIDE DIA. CAPACITY (Gal./Ft.): **1/8"** = 0.0006; **3/16"** = 0.0014; **1/4"** = 0.0026; **5/16"** = 0.004; **3/8"** = 0.006; **1/2"** = 0.010; **5/8"** = 0.016

PURGING EQUIPMENT CODES: B = Bailer; BP = Bladder Pump; ESP = Electric Submersible Pump; PP = Peristaltic Pump; O = Other (Specify)

*Parent Procedure, other procedures may reference this form in ETAPS. * Procedure # ROP-06-007

Electronically approved records are authenticated in the electronic document management system.

Information included in this material is proprietary and confidential and cannot be disclosed or used for any reason beyond the intended purpose without the prior written consent of Westinghouse Electric Company LLC.

© 2021 Westinghouse Electric Company LLC.
All Rights Reserved.

Westinghouse Proprietary Class 2
PRINTED COPIES ARE UNCONTROLLED

SAMPLING DATA

WELL No: W-67	SAMPLED BY (PRINT) / AFFILIATION: James Leaphart / AECOM		
SAMPLER(S) SIGNATURE(S): JA Leaphart		SAMPLING START TIME: 1124	SAMPLING END TIME: 1136
TUBING MATERIAL CODE: T	PUMP OR TUBING DEPTH IN WELL (feet): 29	DUPLICATE: Y (N)	
FIELD DECONTAMINATION: PUMP Y (N) TUBING (Y) N (replaced)		SAMPLE COLLECTION METHOD: PERISTALTIC	

FIELD EQUIPMENT USED:	FIELD EQUIPMENT USED:	REMARKS:
MAKE: IN SITU	MAKE: SOLINST	
MODEL: TROLL 600	MODEL: 107	
SERIAL NO: 808958	SERIAL NO: 56924	

MATERIAL CODES: **AG** = Amber Glass; **CG** = Clear Glass; **HDPE** = High Density Polyethylene; **LDPE** = Low Density Polyethylene; **PP** = Polypropylene; **S** = Silicone; **T** = Teflon; **O** = Other (Specify)

NOTES:
1. STABILIZATION CRITERIA FOR RANGE OF VARIATION OF LAST THREE CONSECUTIVE READINGS:
pH: + 1.0 units **Temperature**: + 3% **Specific Conductance**: + 3% **Dissolved Oxygen**: optionally, + 0.2 mg/L or + 10% (whichever is greater) **ORP**: + 10 mV
Turbidity: all readings < 20 NTU; optionally + 5 NTU or + 10% (whichever is greater)

SAMPLED? Y OR N	# of bottles	Size	Material	Preservative	Preservative Lot Number	Analysis	Preferred Lab
Y	1	250 ml	Plastic	H_2SO_4	206168	Ammonia	WEC Chem Lab
Y	1	250 ml	Plastic	N/A		~~Conductivity~~[g]	WEC Chem Lab
						Fluoride[a]	
Y	1	250 ml	Plastic	N/A		Nitrate	Shealy
Y	3	50 ml	Glass vial	Vendor[b]		VOC	Shealy
N	2	250 ml	Glass-amber	N/A		SVOC[d]	Shealy
N	1	250 ml	Plastic	N/A		Tritium[c]	GEL
Y	2	1 liter	Plastic	HNO_3	201942	Gamma Spec[c]	GEL
						Gross Alpha	GEL
						Gross Beta	
						Isotopic U (α Spec)	
						Isotopic U (ICP-MS)	
						Total U (ICP-MS)	
						Tc-99 (liquid scint)	

Notes: [a] Ensure there is no headspace in the bottle.
[b] Glass vials for VOC collection are acidified by the vendor supplying the vials.
[c] Tritium and Gamma Spec Analysis are only performed on Wells W-7, W-10, W-13, W-15, W-16, W-18, W-22, W-24, W-26, W-29, W-30, W-32, W-33, W-39, W-41, W-43, W-44, W-47, W-48, and W-RW2 per NPDES SC0001848 requirements.
[d] SVOC analysis is only performed on Wells W-26, W-41, W-48, and W-RW2 per NPDES SC0001848 requirements.

Retain form in area for 1 year, in Records Room - 3 years and offsite - 57 years.

© 2021 Westinghouse Electric Company LLC.
All Rights Reserved.
Westinghouse Proprietary Class 2
PRINTED COPIES ARE UNCONTROLLED

Low Flow Groundwater Sample Collection Record

WELL NO: 68	SAMPLE ID: W-68-2021-Q4	DATE: 10/19/21
TOTAL WELL LENGTH (feet) (A): 21.25	WATER TABLE DEPTH (feet) (B): 6.78	LENGTH OF WATER COLUMN (feet) (A-B): 14.47
CASING DIAMATER / MATL (inches): 2"	WELL SCREEN INTERVAL DEPTH: 13 feet to 18 feet	CALCULATED SYSTEM VOLUME: 2.4

PURGING DATA

	TUBING DIAMETER (inches): 1/4		PURGE PUMP TYPE OR BAILER: peristaltic
INITIAL PUMP OR TUBING DEPTH IN WELL (feet): 15.5	FINAL PUMP OR TUBING DEPTH IN WELL (feet): 15.5	PURGING START TIME: 0839	PURGING END TIME: 0910	TOTAL VOLUME PURGED (gallons): 4.26

TIME (24 HR)	CUMUL. VOLUME PURGED (gallons)	PURGE RATE (gpm)	DEPTH TO WATER (feet)	ORP (mV)	pH (standard units)	TEMP. (°C)	SPEC. COND. (circle units) µmhos/cm or µS/cm	DISSOLVED OXYGEN (circle units) mg/L or % saturation	TURBIDITY (NTUs)	COLOR (describe)	ODOR (describe)
0840	0	140	6.95	38.05	5.78	10.6	0.075	11.131	10.4	clear	none
0845	0.7	140	6.98	40.53	5.79	17.7	88.80	5.104	0	clear	none
0850	1.4	140	6.98	61.74	5.52	17.9	88.64	4.955	0	clear	none
0855	2.1	140	6.98	86.30	5.14	17.9	88.29	4.977	0	clear	none
0900	2.8	140	6.98	99.27	4.95	18.2	88.45	4.960	0	clear	none
0905	3.5	140	6.98	99.51	4.97	18.0	88.29	4.973	0	clear	none
0910	4.2	140	6.98	102.25	4.97	18.2	88.14	4.947	0	clear	none

WELL CAPACITY (Gallons Per Foot): **0.75"** = 0.02; **1"** = 0.04; **1.25"** = 0.06; **2"** = 0.16; **3"** = 0.37; **4"** = 0.65; **5"** = 1.02; **6"** = 1.47; **12"** = 5.88
TUBING INSIDE DIA. CAPACITY (Gal./Ft.): **1/8"** = 0.0006; **3/16"** = 0.0014; **1/4"** = 0.0026; **5/16"** = 0.004; **3/8"** = 0.006; **1/2"** = 0.010; **5/8"** = 0.016

PURGING EQUIPMENT CODES: **B** = Bailer; **BP** = Bladder Pump; **ESP** = Electric Submersible Pump; **PP** = Peristaltic Pump; **O** = Other (Specify)

*Parent Procedure, other procedures may reference this form in ETAPS. * Procedure # ROP-06-007

Electronically approved records are authenticated in the electronic document management system.
Information included in this material is proprietary and confidential and cannot be disclosed or used for any reason beyond the intended purpose without the prior written consent of Westinghouse Electric Company LLC.
© 2021 Westinghouse Electric Company LLC. All Rights Reserved.

Westinghouse Proprietary Class 2
PRINTED COPIES ARE UNCONTROLLED

SAMPLING DATA

WELL No: 68	SAMPLED BY (PRINT) / AFFILIATION: Randy Crews		
SAMPLER(S) SIGNATURE(S): R Crews		SAMPLING START TIME: 0913	SAMPLING END TIME: 0938
TUBING MATERIAL CODE: T	PUMP OR TUBING DEPTH IN WELL (feet): 15.5	DUPLICATE: Y (N)	
FIELD DECONTAMINATION: PUMP Y (N)	TUBING (Y) N (replaced)	SAMPLE COLLECTION METHOD: Low Flow	

FIELD EQUIPMENT USED:	FIELD EQUIPMENT USED:	REMARKS:
MAKE:	MAKE:	
MODEL:	MODEL:	
SERIAL NO:	SERIAL NO:	

MATERIAL CODES: **AG** = Amber Glass; **CG** = Clear Glass; **HDPE** = High Density Polyethylene; **LDPE** = Low Density Polyethylene; **PP** = Polypropylene; **S** = Silicone; **T** = Teflon; **O** = Other (Specify)

NOTES:
1. STABILIZATION CRITERIA FOR RANGE OF VARIATION OF LAST THREE CONSECUTIVE READINGS:
pH: + 1.0 units **Temperature**: + 3% **Specific Conductance**: + 3% **Dissolved Oxygen**: optionally, + 0.2 mg/L or + 10% (whichever is greater) **ORP**: + 10 mV
Turbidity: all readings < 20 NTU; optionally + 5 NTU or + 10% (whichever is greater)

SAMPLED? Y OR N	# of bottles	Size	Material	Preservative	Preservative Lot Number	Analysis	Preferred Lab
Y	1	250 ml	Plastic	H_2SO_4	206168	Ammonia	WEC Chem Lab
Y	1	250 ml	Plastic	N/A		Conductivity[a]	WEC Chem Lab
						Fluoride[a]	
Y	1	250 ml	Plastic	N/A		Nitrate	Shealy
Y	3	50 ml	Glass vial	Vendor[b]		VOC	Shealy
N	2	250 ml	Glass-amber	N/A		SVOC[d]	Shealy
N	1	250 ml	Plastic	N/A		Tritium[c]	GEL
Y	2	1 liter	Plastic	HNO_3	201942	Gamma Spec[c]	GEL
						Gross Alpha	GEL
						Gross Beta	
						Isotopic U (α Spec)	
						Isotopic U (ICP-MS)	
						Total U (ICP-MS)	
						Tc-99 (liquid scint)	

Notes: [a] Ensure there is no headspace in the bottle.
[b] Glass vials for VOC collection are acidified by the vendor supplying the vials.
[c] Tritium and Gamma Spec Analysis are only performed on Wells W-7, W-10, W-13, W-15, W-16, W-18, W-22, W-24, W-26, W-29, W-30, W-32, W-33, W-39, W-41, W-43, W-44, W-47, W-48, and W-RW2 per NPDES SC0001848 requirements.
[d] SVOC analysis is only performed on Wells W-26, W-41, W-48, and W-RW2 per NPDES SC0001848 requirements.

Retain form in area for 1 year, in Records Room - 3 years and offsite - 57 years.

*Parent Procedure, other procedures may reference this form in ETAPS.

© 2021 Westinghouse Electric Company LLC.
All Rights Reserved.

* Procedure # ROP-06-007

Westinghouse Proprietary Class 2
PRINTED COPIES ARE UNCONTROLLED

Low Flow Groundwater Sample Collection Record

WELL NO: W-C9	SAMPLE ID: W-C9-2021-Q4	DATE: 10-21-21
TOTAL WELL LENGTH (feet) (A): 21.05	WATER TABLE DEPTH (feet) (B): 8.83	LENGTH OF WATER COLUMN (feet) (A-B): 12.22
CASING DIAMATER / MATL (inches): 2" / PVC	WELL SCREEN INTERVAL DEPTH: 3.75 feet to 17.75 feet	CALCULATED SYSTEM VOLUME: 1.99

PURGING DATA

	TUBING DIAMETER (inches): 1/4		PURGE PUMP TYPE OR BAILER: PERISTART
INITIAL PUMP OR TUBING DEPTH IN WELL (feet): 16	FINAL PUMP OR TUBING DEPTH IN WELL (feet): 16	PURGING START TIME: 1159	PURGING END TIME: 1222	TOTAL VOLUME PURGED (~~gallons~~ LITERS): 2.25

TIME (24 HR)	CUMUL VOLUME PURGED (~~gallons~~ LITERS)	PURGE RATE (~~gpm~~ mL PM)	DEPTH TO WATER (feet)	ORP (mV)	pH (standard units)	TEMP. (°C)	SPEC. COND. (circle units) µmhos/cm or µS/cm	DISSOLVED OXYGEN (circle units) mg/L or % saturation	TURBIDITY (NTUs)	COLOR (desc ib)	ODOR (describe)
1201	INITIAL	150	9.22	128.67	5.38	25.37	72.96	4.86	26.79	CLEAR	NO
1206	0.75	100	9.80	111.76	5.37	23.66	74.57	0.43	16.63	"	"
1212	1.25	100	10.15	112.49	5.37	23.89	74.39	0.34	7.12	"	"
1217	1.75	100	10.30	114.29	5.38	23.87	73.66	0.30	6.82	"	"
1222	2.25	100	10.45	119.67	5.37	23.69	72.89	0.26	5.26	"	

WELL CAPACITY (Gallons Per Foot): **0.75"** = 0.02; **1"** = 0.04; **1.25"** = 0.06; **2"** = 0.16; **3"** = 0.37; **4"** = 0.65; **5"** = 1.02; **6"** = 1.47; **12"** = 5.88
TUBING INSIDE DIA. CAPACITY (Gal./Ft.): **1/8"** = 0.0006; **3/16"** = 0.0014; **1/4"** = 0.0026; **5/16"** = 0.004; **3/8"** = 0.006; **1/2"** = 0.010; **5/8"** = 0.016
PURGING EQUIPMENT CODES: **B** = Bailer; **BP** = Bladder Pump; **ESP** = Electric Submersible Pump; **PP** = Peristaltic Pump; **O** = Other (Specify)

*Parent Procedure, other procedures may reference this form in ETAPS. * Procedure # ROP-06-007

Electronically approved records are authenticated in the electronic document management system.
Information included in this material is proprietary and confidential and cannot be disclosed or used for any reason beyond the intended purpose without the prior written consent of Westinghouse Electric Company LLC.
© 2021 Westinghouse Electric Company LLC. All Rights Reserved

SAMPLING DATA

WELL No: W-69	SAMPLED BY (PRINT) / AFFILIATION: James Leaphart / AECOM		
SAMPLER(S) SIGNATURE(S): JLeaphart		SAMPLING START TIME: 1223	SAMPLING END TIME: 1248
TUBING MATERIAL CODE: T	PUMP OR TUBING DEPTH IN WELL (feet): 16	DUPLICATE: Y (N)	
FIELD DECONTAMINATION: PUMP Y (N) TUBING (Y) N (replaced)		SAMPLE COLLECTION METHOD: PERISTALTIC	

FIELD EQUIPMENT USED:	FIELD EQUIPMENT USED:	REMARKS:
MAKE: INSITU	MAKE: SOLINST	
MODEL: TROLL 600	MODEL: 107	
SERIAL NO: 808958	SERIAL NO: 569	

MATERIAL CODES: **AG** = Amber Glass; **CG** = Clear Glass; **HDPE** = High Density Polyethylene; **LDPE** = Low Density Polyethylene; **PP** = Polypropylene; **S** = Silicone; **T** = Teflon; **O** = Other (Specify)

NOTES:
1. STABILIZATION CRITERIA FOR RANGE OF VARIATION OF LAST THREE CONSECUTIVE READINGS:
pH: + 1.0 units **Temperature**: + 3% **Specific Conductance**: + 3% **Dissolved Oxygen**: optionally, + 0.2 mg/L or + 10% (whichever is greater) **ORP**: + 10 mV
Turbidity: all readings < 20 NTU; optionally + 5 NTU or + 10% (whichever is greater)

SAMPLED? Y OR N	# of bottles	Size	Material	Preservative	Preservative Lot Number	Analysis	Preferred Lab
Y	1	250 ml	Plastic	H_2SO_4	206168	Ammonia	WEC Chem Lab
Y	1	250 ml	Plastic	N/A		~~Conductivity~~	WEC Chem Lab
						Fluoride[a]	
Y	1	250 ml	Plastic	N/A		Nitrate	Shealy
Y	3	50 ml	Glass vial	Vendor[b]		VOC	Shealy
N	2	250 ml	Glass-amber	N/A		SVOC[d]	Shealy
N	1	250 ml	Plastic	N/A		Tritium[c]	GEL
Y	2	1 liter	Plastic	HNO_3	201942	Gamma Spec[c]	GEL
						Gross Alpha	GEL
						Gross Beta	
						Isotopic U (α Spec)	
						Isotopic U (ICP-MS)	
						Total U (ICP-MS)	
						Tc-99 (liquid scint)	

Notes: [a] Ensure there is no headspace in the bottle.
[b] Glass vials for VOC collection are acidified by the vendor supplying the vials.
[c] Tritium and Gamma Spec Analysis are only performed on Wells W-7, W-10, W-13, W-15, W-16, W-18, W-22, W-24, W-26, W-29, W-30, W-32, W-33, W-39, W-41, W-43, W-44, W-47, W-48, and W-RW2 per NPDES SC0001848 requirements.
[d] SVOC analysis is only performed on Wells W-26, W-41, W-48, and W-RW2 per NPDES SC0001848 requirements.

Retain form in area for 1 year, in Records Room - 3 years and offsite - 57 years.

© 2021 Westinghouse Electric Company LLC.
All Rights Reserved.

Westinghouse Proprietary Class 2
PRINTED COPIES ARE UNCONTROLLED

Low Flow Groundwater Sample Collection Record

WELL NO: W-70	SAMPLE ID: W-70-2021-Q4	DATE: 10-21-21
TOTAL WELL LENGTH (feet) (A): 51.9	WATER TABLE DEPTH (feet) (B): 13.02	LENGTH OF WATER COLUMN (feet) (A-B): 38.88
CASING DIAMATER / MATL (inches): 2" / PVC	WELL SCREEN INTERVAL DEPTH: 44 feet to 49 feet	CALCULATED SYSTEM VOLUME: 6.34

PURGING DATA

	TUBING DIAMETER (inches): 1/4		PURGE PUMP TYPE
INITIAL PUMP OR TUBING DEPTH IN WELL (feet): 48.9	FINAL PUMP OR TUBING DEPTH IN WELL (feet): 48.9	PURGING START TIME: 1056	PURGING END TIME:

TIME (24 HR)	CUMUL. VOLUME PURGED (gallons) LITERS	PURGE RATE (gpm) mL/Min	DEPTH TO WATER (feet)	ORP (mV)	pH (standard units)	TEMP. (°C)	SPE COND. (circle units) µmhos/cm or µS/cm	DISSOLVED OXYG N (circle units) mg/L or % saturation	TURBIDITY (NTUs)	COLOR (describe)	ODOR (describe)
1058	INITIAL	240	13.09	209.56	5.63	22.98	59.47	7.35	22.08	CLEAR	NO
1103	1.20	240	13.10	321.06	4.71	21.20	56.34	5.85	24.24	"	"
1108	2.40	200	13.08	319.84	4.82	21.43	55.89	5.82	19.50	"	"
1113	3.40	200	13.08	322.16	4.80	21.42	55.64	5.79	3.95	"	"
1118	4.40	200	13.08	323.31	4.83	21.37	56.17	5.86	6.13	"	"
1123	5.40	200	13.08	321.22	4.86	21.30	56.01	5.78	2.41	"	"

WELL CAPACITY (Gallons Per Foot): **0.75"** = 0.02; **1"** = 0.04; **1.25"** = 0.06; **2"** = 0.16; **3"** = 0.37; **4"** = 0.65; **5"** = 1.02; **6"** = 1.47; **12"** = 5.88
TUBING INSIDE DIA. CAPACITY (Gal./Ft.): **1/8"** = 0.0006; **3/16"** = 0.0014; **1/4"** = 0.0026; **5/16"** = 0.004; **3/8"** = 0.006; **1/2"** = 0.010; **5/8"** = 0.016
PURGING EQUIPMENT CODES: **B** = Bailer; **BP** = Bladder Pump; **ESP** = Electric Submersible Pump; **PP** = Peristaltic Pump; **O** = Other (Specify)

*Parent Procedure, other procedures may reference this form in ETAPS. * Procedure # ROP-06-007

Electronically approved records are authenticated in the electronic document management system.
Information included in this material is proprietary and confidential and cannot be disclosed or used for any reason beyond the intended purpose without the prior written consent of Westinghouse Electric Company LLC.
© 2021 Westinghouse Electric Company LLC. All Rights Reserved.

SAMPLING DATA

WELL No:	SAMPLED BY (PRINT) / AFFILIATION:		
W-10	JAMES LEATHART / ACCOM		
SAMPLER(S) SIGNATURE(S): JA Leathart		SAMPLING START TIME: 1127	SAMPLING END TIME: 1150
TUBING MATERIAL CODE: T	PUMP OR TUBING DEPTH IN WELL (feet): 48.9	DUPLICATE: Y (N)	
FIELD DECONTAMINATION: PUMP Y (N) TUBING (Y) N (replaced)		SAMPLE COLLECTION METHOD: PERISTALTIC	

FIELD EQUIPMENT USED:	FIELD EQUIPMENT USED:	REMARKS:
MAKE: INSITU	MAKE: SOLINST	
MODEL: TROLL 600	MODEL: 107	
SERIAL NO: 808958	SERIAL NO: 56924	

MATERIAL CODES: **AG** = Amber Glass; **CG** = Clear Glass; **HDPE** = High Density Polyethylene; **LDPE** = Low Density Polyethylene; **PP** = Polypropylene; **S** = Silicone; **T** = Teflon; **O** = Other (Specify)

NOTES:
1. STABILIZATION CRITERIA FOR RANGE OF VARIATION OF LAST THREE CONSECUTIVE READINGS:
   pH: + 1.0 units **Temperature**: + 3% **Specific Conductance**: + 3% **Dissolved Oxygen**: optionally, + 0.2 mg/L or + 10% (whichever is greater) **ORP**: + 10 mV
   Turbidity: all readings < 20 NTU; optionally + 5 NTU or + 10% (whichever is greater)

SAMPLED? Y OR N	# of bottles	Size	Material	Preservative	Preservative Lot Number	Analysis	Preferred Lab
Y	1	250 ml	Plastic	H_2SO_4	206168	Ammonia	WEC Chem Lab
Y	1	250 ml	Plastic	N/A		~~Conductivity[a]~~	WEC Chem Lab
						Fluoride[a]	
Y	1	250 ml	Plastic	N/A		Nitrate	Shealy
Y	3	50 ml	Glass vial	Vendor[b]		VOC	Shealy
N	2	250 ml	Glass-amber	N/A		SVOC[d]	Shealy
N	1	250 ml	Plastic	N/A		Tritium[c]	GEL
Y	2	1 liter	Plastic	HNO_3	201942	Gamma Spec[c]	GEL
						Gross Alpha	GEL
						Gross Beta	
						Isotopic U (α Spec)	
						Isotopic U (ICP-MS)	
						Total U (ICP-MS)	
						Tc-99 (liquid scint)	

Notes: [a] Ensure there is no headspace in the bottle.
[b] Glass vials for VOC collection are acidified by the vendor supplying the vials.
[c] Tritium and Gamma Spec Analysis are only performed on Wells W-7, W-10, W-13, W-15, W-16, W-18, W-22, W-24, W-26, W-29, W-30, W-32, W-33, W-39, W-41, W-43, W-44, W-47, W-48, and W-RW2 per NPDES SC0001848 requirements.
[d] SVOC analysis is only performed on Wells W-26, W-41, W-48, and W-RW2 per NPDES SC0001848 requirements.

Retain form in area for 1 year, in Records Room - 3 years and offsite - 57 years.

© 2021 Westinghouse Electric Company LLC.
All Rights Reserved.
Westinghouse Proprietary Class 2
PRINTED COPIES ARE UNCONTROLLED

Low Flow Groundwater Sample Collection Record

WELL NO: W-71	SAMPLE ID: W-71-2021-Q4	DATE: 10-21-21
TOTAL WELL LENGTH (feet) (A): 105.70	WATER TABLE DEPTH (feet) (B): 24.73	LENGTH OF WATER COLUMN (feet) (A-B): 80.97
CASING DIAMATER / MATL (inches): 2" / PVC	WELL SCREEN INTERVAL DEPTH: 93 feet to 103 feet	CALCULATED SYSTEM VOLUME: 13.20

PURGING DATA

	TUBING DIAMETER (inches): 1/4			PURGE PUMP TYPE OR BAILER: PERISTALTIC
INITIAL PUMP OR TUBING DEPTH IN WELL (feet): 101	FINAL PUMP OR TUBING DEPTH IN WELL (feet): 101	PURGING START TIME: 1257	PURGING END TIME: 1321	TOTAL VOLUME PURGED (gallons): 4.0

TIME (24 HR)	CUMUL. VOLUME PURGED (gallons)	PURGE RATE (gpm) mL/m	DEPTH TO WATER (feet)	ORP (mV)	pH (standard units)	TEMP. (°C)	SPEC. COND. (circle units) µmhos/cm or µS/cm	DISSOLVED OXYGEN (circle units) mg/L or % saturation	TURBIDITY (NTUs)	COLOR (describe)	ODOR (describe)
										LITTLE	
1301	INITIAL	200	24.75	116.30	5.75	25.09	36.66	4.74	34.29	CLEAR	NO
1306	1.00	200	24.75	36.84	5.52	22.10	34.82	0.50	12.46	"	"
1311	2.00	200	24.75	41.07	5.47	22.09	33.80	0.40	4.66	"	"
1316	3.00	200	24.75	39.96	5.48	21.83	33.62	0.33	5.55	"	"
1321	4.00	200	24.75	42.11	5.47	21.79	33.50	0.30	5.47	"	"

WELL CAPACITY (Gallons Per Foot): **0.75"** = 0.02; **1"** = 0.04; **1.25"** = 0.06; **2"** = 0.16; **3"** = 0.37; **4"** = 0.65; **5"** = 1.02; **6"** = 1.47; **12"** = 5.88
TUBING INSIDE DIA. CAPACITY (Gal./Ft.): **1/8"** = 0.0006; **3/16"** = 0.0014; **1/4"** = 0.0026; **5/16"** = 0.004; **3/8"** = 0.006; **1/2"** = 0.010; **5/8"** = 0.016

PURGING EQUIPMENT CODES: **B** = Bailer; **BP** = Bladder Pump; **ESP** = Electric Submersible Pump; **PP** = Peristaltic Pump; **O** = Other (Specify)

*Parent Procedure, other procedures may reference this form in ETAPS. * Procedure # ROP-06-007

Electronically approved records are authenticated in the electronic document management system.
Information included in this material is proprietary and confidential and cannot be disclosed or used for any reason beyond the intended purpose without the prior written consent of Westinghouse Electric Company LLC.
© 2021 Westinghouse Electric Company LLC. All Rights Reserved.

Westinghouse Proprietary Class 2
PRINTED COPIES ARE UNCONTROLLED

SAMPLING DATA

WELL No: W-71	SAMPLED BY (PRINT) / AFFILIATION: James Leathart / Arcom		
SAMPLER(S) SIGNATURE(S): JLeathart		SAMPLING START TIME: 1324	SAMPLING END TIME: 1415
TUBING MATERIAL CODE: T	PUMP OR TUBING DEPTH IN WELL (feet): 101	DUPLICATE: (Y) N	
FIELD DECONTAMINATION: PUMP Y (N) TUBING (N) N (replaced)		SAMPLE COLLECTION METHOD: Peristaltic	

FIELD EQUIPMENT USED:	FIELD EQUIPMENT USED:	REMARKS:
MAKE: INSITU	MAKE: Solinst	W-71-2021-Q4-DP
MODEL: TROLL 600	MODEL: 107	
SERIAL NO: 808958	SERIAL NO: 5924	

MATERIAL CODES: **AG** = Amber Glass; **CG** = Clear Glass; **HDPE** = High Density Polyethylene; **LDPE** = Low Density Polyethylene; **PP** = Polypropylene; **S** = Silicone; **T** = Teflon; **O** = Other (Specify)

NOTES:
1. STABILIZATION CRITERIA FOR RANGE OF VARIATION OF LAST THREE CONSECUTIVE READINGS:
pH: + 1.0 units **Temperature**: + 3% **Specific Conductance**: + 3% **Dissolved Oxygen**: optionally, + 0.2 mg/L or + 10% (whichever is greater) **ORP**: + 10 mV
Turbidity: all readings < 20 NTU; optionally + 5 NTU or + 10% (whichever is greater)

SAMPLED? Y OR N	# of bottles	Size	Material	Preservative	Preservative Lot Number	Analysis	Preferred Lab
Y	1	250 ml	Plastic	H_2SO_4	206168	Ammonia	WEC Chem Lab
Y	1	250 ml	Plastic	N/A		~~Conductivity[a]~~	WEC Chem Lab
						Fluoride[a]	
Y	1	250 ml	Plastic	N/A		Nitrate	Shealy
Y	3	50 ml	Glass vial	Vendor[b]		VOC	Shealy
N	2	250 ml	Glass-amber	N/A		SVOC[d]	Shealy
N	1	250 ml	Plastic	N/A		Tritium[c]	GEL
Y	2	1 liter	Plastic	HNO_3	201942	Gamma Spec[c]	GEL
						Gross Alpha	GEL
						Gross Beta	
						Isotopic U (α Spec)	
						Isotopic U (ICP-MS)	
						Total U (ICP-MS)	
						Tc-99 (liquid scint)	

Notes: [a] Ensure there is no headspace in the bottle.
[b] Glass vials for VOC collection are acidified by the vendor supplying the vials.
[c] Tritium and Gamma Spec Analysis are only performed on Wells W-7, W-10, W-13, W-15, W-16, W-18, W-22, W-24, W-26, W-29, W-30, W-32, W-33, W-39, W-41, W-43, W-44, W-47, W-48, and W-RW2 per NPDES SC0001848 requirements.
[d] SVOC analysis is only performed on Wells W-26, W-41, W-48, and W-RW2 per NPDES SC0001848 requirements.

Retain form in area for 1 year, in Records Room - 3 years and offsite - 57 years.

© 2021 Westinghouse Electric Company LLC.
All Rights Reserved.

Westinghouse Proprietary Class 2
PRINTED COPIES ARE UNCONTROLLED

Low Flow Groundwater Sample Collection Record

WELL NO: W-72	SAMPLE ID: W-72-2021-Q4	DATE: 10-12-21
TOTAL WELL LENGTH (feet) (A): 14.43	WATER TABLE DEPTH (feet) (B): 8.45	LENGTH OF WATER COLUMN (feet) (A-B): 5.98
CASING DIAMATER / MATL (inches): 2" / PVC	WELL SCREEN INTERVAL DEPTH: 5 feet to 15 feet	CALCULATED SYSTEM VOLUME: 0.97

PURGING DATA

	TUBING DIAMETER (inches): 1/4		PURGE PUMP TYPE OR BAILER: PERISTALTIC
INITIAL PUMP OR TUBING DEPTH IN WELL (feet): 13	FINAL PUMP OR TUBING DEPTH IN WELL (feet): 13	PURGING START TIME: 1109	PURGING END TIME: 1132	TOTAL VOLUME PURGED (~~gallons~~ LITERS): 4.0

TIME (24 HR)	CUMUL. VOLUME PURGED (~~gallons~~ LITERS)	PURGE RATE (~~gpm~~ ml Pm)	DEPTH TO WATER (feet)	ORP (mV)	pH (standard units)	TEMP. (°C)	SPEC. COND. (circle units) µmhos/cm or µS/cm	DISSOLVED OXYGEN (circle units) mg/L or % saturation	TURBIDITY (NTUs)	COLOR (describe)	ODOR (describe)
1112	INITIAL	200	8.50	177.67	5.92	25.17	202.19	2.71	8.90	CLEAR	NO
1117	1.00	200	8.51	192.95	5.88	23.96	194.95	1.63	6.30	"	"
1122	2.00	200	8.51	194.71	5.87	23.86	182.68	1.46	5.01	"	"
1127	3.00	200	8.52	194.93	5.88	23.94	181.60	1.37	4.25	"	"
1132	4.00	200	8.52	195.68	5.89	23.77	183.33	1.37	3.71	"	"

WELL CAPACITY (Gallons Per Foot): **0.75"** = 0.02; **1"** = 0.04; **1.25"** = 0.06; **2"** = 0.16; **3"** = 0.37; **4"** = 0.65; **5"** = 1.02; **6"** = 1.47; **12"** = 5.88
TUBING INSIDE DIA. CAPACITY (Gal./Ft.): **1/8"** = 0.0006; **3/16"** = 0.0014; **1/4"** = 0.0026; **5/16"** = 0.004; **3/8"** = 0.006; **1/2"** = 0.010; **5/8"** = 0.016

PURGING EQUIPMENT CODES: B = Bailer; BP = Bladder Pump; ESP = Electric Submersible Pump; PP = Peristaltic Pump; O = Other (Specify)

*Parent Procedure, other procedures may reference this form in ETAPS. * Procedure # ROP-06-007

Electronically approved records are authenticated in the electronic document management system.

Information included in this material is proprietary and confidential and cannot be disclosed or used for any reason beyond the intended purpose without the prior written consent of Westinghouse Electric Company LLC.

© 2021 Westinghouse Electric Company LLC. All Rights Reserved.

Westinghouse Proprietary Class 2
PRINTED COPIES ARE UNCONTROLLED

SAMPLING DATA

WELL No:	SAMPLED BY (PRINT) / AFFILIATION:	
W-72	JAMES LEAPHART / AECOM	
SAMPLER(S) SIGNATURE(S): JLeaphart	SAMPLING START TIME: 1133	SAMPLING END TIME: 1156
TUBING MATERIAL CODE: T	PUMP OR TUBING DEPTH IN WELL (feet): 13	DUPLICATE: Y (N)
FIELD DECONTAMINATION: PUMP Y (N) TUBING (Y) N (replaced)		SAMPLE COLLECTION METHOD: PERISTALTIC

FIELD EQUIPMENT USED:	FIELD EQUIPMENT USED:	REMARKS:
MAKE: INSITU	MAKE: SOLINST	
MODEL: TROLL 600	MODEL: 107	
SERIAL NO: 808958	SERIAL NO: 56924	

MATERIAL CODES: **AG** = Amber Glass; **CG** = Clear Glass; **HDPE** = High Density Polyethylene; **LDPE** = Low Density Polyethylene; **PP** = Polypropylene; **S** = Silicone; **T** = Teflon; **O** = Other (Specify)

NOTES:
1. STABILIZATION CRITERIA FOR RANGE OF VARIATION OF LAST THREE CONSECUTIVE READINGS:
pH: + 1.0 units **Temperature**: + 3% **Specific Conductance**: + 3% **Dissolved Oxygen**: optionally, + 0.2 mg/L or + 10% (whichever is greater) **ORP**: + 10 mV
Turbidity: all readings < 20 NTU; optionally + 5 NTU or + 10% (whichever is greater)

SAMPLED? Y OR N	# of bottles	Size	Material	Preservative	Preservative Lot Number	Analysis	Preferred Lab
Y	1	250 ml	Plastic	H_2SO_4	206168	Ammonia	WEC Chem Lab
Y	1	250 ml	Plastic	N/A		Conductivity[a]	WEC Chem Lab
						Fluoride[a]	
Y	1	250 ml	Plastic	N/A		Nitrate	Shealy
Y	3	50 ml	Glass vial	Vendor[b]		VOC	Shealy
N	2	250 ml	Glass-amber	N/A		SVOC[d]	Shealy
N	1	250 ml	Plastic	N/A		Tritium[c]	GEL
Y	2	1 liter	Plastic	HNO_3	201942	Gamma Spec[c]	GEL
						Gross Alpha	GEL
						Gross Beta	
						Isotopic U (α Spec)	
						Isotopic U (ICP-MS)	
						Total U (ICP-MS)	
						Tc-99 (liquid scint)	

Notes: [a] Ensure there is no headspace in the bottle.
[b] Glass vials for VOC collection are acidified by the vendor supplying the vials.
[c] Tritium and Gamma Spec Analysis are only performed on Wells W-7, W-10, W-13, W-15, W-16, W-18, W-22, W-24, W-26, W-29, W-30, W-32, W-33, W-39, W-41, W-43, W-44, W-47, W-48, and W-RW2 per NPDES SC0001848 requirements.
[d] SVOC analysis is only performed on Wells W-26, W-41, W-48, and W-RW2 per NPDES SC0001848 requirements.

Retain form in area for 1 year, in Records Room - 3 years and offsite - 57 years.

© 2021 Westinghouse Electric Company LLC.
All Rights Reserved.

Westinghouse Proprietary Class 2
PRINTED COPIES ARE UNCONTROLLED

Low Flow Groundwater Sample Collection Record

WELL NO: W-73	SAMPLE ID: W-73-2021-Q4	DATE: 10-8-21
TOTAL WELL LENGTH (feet) (A): 15.63	WATER TABLE DEPTH (feet) (B): 8.43	LENGTH OF WATER COLUMN (feet) (A-B):
CASING DIAMATER / MATL (inches): 2" / PVC	WELL SCREEN INTERVAL DEPTH: 5 feet to 15 feet	CALCULATED SYSTEM VOLUME:

PURGING DATA

	TUBING DIAMETER (inches): 1/4		PURGE PUMP TYPE OR BAILER: PERISTALTIC
INITIAL PUMP OR TUBING DEPTH IN WELL (feet): 12	FINAL PUMP OR TUBING DEPTH IN WELL (feet): 12	PURGING START TIME: 1253	PURGING END TIME: 1325	TOTAL VOLUME PURGED (~~gallons~~ Liters): 6.00

TIME (24 HR)	CUMUL. VOLUME PURGED (~~gallons~~ Liters)	PURGE RATE (~~gpm~~ mL/min)	DEPTH TO WATER (feet)	ORP (mV)	pH (standard units)	TEMP. (°C)	SPEC. COND. (circle units) µmhos/cm or µS/cm	DISSOLVED OXYGEN (circle units) mg/L or % saturation	TURBIDITY (NTUs)	COLOR (describe)	ODOR (describe)
1255	INITIAL	200	8.68	94.12	7.16	26.16	160.19	4.16	58.06	CLEAR	NO
1300	1.00	200	8.69	187.69	5.69	25.62	133.87	2.78	46.69	"	"
1305	2.00	200	8.69	196.02	5.64	25.45	132.31	2.67	32.22	"	"
1310	3.00	200	8.69	205.02	5.63	25.47	131.94	2.59	21.98	"	"
1315	4.00	200	8.69	242.58	5.57	25.44	132.77	2.61	5.59	"	"
1320	5.00	200	8.69	246.28	5.59	25.37	132.50	2.64	2.35	"	"
1325	6.00	200	8.69	250.90	5.60	25.35	132.46	2.59	3.51	"	"

WELL CAPACITY (Gallons Per Foot): **0.75"** = 0.02; **1"** = 0.04; **1.25"** = 0.06; **2"** = 0.16; **3"** = 0.37; **4"** = 0.65; **5"** = 1.02; **6"** = 1.47; **12"** = 5.88
TUBING INSIDE DIA. CAPACITY (Gal./Ft.): **1/8"** = 0.0006; **3/16"** = 0.0014; **1/4"** = 0.0026; **5/16"** = 0.004; **3/8"** = 0.006; **1/2"** = 0.010; **5/8"** = 0.016

PURGING EQUIPMENT CODES: B = Bailer; **BP** = Bladder Pump; **ESP** = Electric Submersible Pump; PP = Peristaltic Pump; O = Other (Specify)

*Parent Procedure, other procedures may reference this form in ETAPS. * Procedure # ROP-06-007

Electronically approved records are authenticated in the electronic document management system.

Information included in this material is proprietary and confidential and cannot be disclosed or used for any reason beyond the intended purpose without the prior written consent of Westinghouse Electric Company LLC.

© 2021 Westinghouse Electric Company LLC.
All Rights Reserved.

Westinghouse Proprietary Class 2
PRINTED COPIES ARE UNCONTROLLED

SAMPLING DATA

WELL No: W-13	SAMPLED BY (PRINT) / AFFILIATION: JAMES LEATHART / AECOM		
SAMPLER(S) SIGNATURE(S): JLeathart		SAMPLING START TIME: 1330	SAMPLING END TIME: 1355
TUBING MATERIAL CODE: T	PUMP OR TUBING DEPTH IN WELL (feet): 12		DUPLICATE: Y (N)
FIELD DECONTAMINATION: PUMP Y (N) TUBING (Y) N (replaced)			SAMPLE COLLECTION METHOD: PERISTALTIC

FIELD EQUIPMENT USED:	FIELD EQUIPMENT USED:	REMARKS:
MAKE: INSITU	MAKE: SOLINST	
MODEL: TROLL 600	MODEL: 107	
SERIAL NO: 868958	SERIAL NO: 56924	

MATERIAL CODES: **AG** = Amber Glass; **CG** = Clear Glass; **HDPE** = High Density Polyethylene; **LDPE** = Low Density Polyethylene; **PP** = Polypropylene; **S** = Silicone; **T** = Teflon; **O** = Other (Specify)

NOTES:
1. STABILIZATION CRITERIA FOR RANGE OF VARIATION OF LAST THREE CONSECUTIVE READINGS:
pH: + 1.0 units **Temperature**: + 3% **Specific Conductance**: + 3% **Dissolved Oxygen**: optionally, + 0.2 mg/L or + 10% (whichever is greater) **ORP**: + 10 mV
Turbidity: all readings < 20 NTU; optionally + 5 NTU or + 10% (whichever is greater)

SAMPLED? Y OR N	# of bottles	Size	Material	Preservative	Preservative Lot Number	Analysis	Preferred Lab
Y	1	250 ml	Plastic	H_2SO_4	206168	Ammonia	WEC Chem Lab
Y	1	250 ml	Plastic	N/A		Conductivity[a]	WEC Chem Lab
						Fluoride[a]	
Y	1	250 ml	Plastic	N/A		Nitrate	Shealy
Y	3	50 ml	Glass vial	Vendor[b]		VOC	Shealy
N	2	250 ml	Glass-amber	N/A		SVOC[d]	Shealy
N	1	250 ml	Plastic	N/A		Tritium[c]	GEL
Y	2	1 liter	Plastic	HNO_3	201942	Gamma Spec[c]	GEL
						Gross Alpha	GEL
						Gross Beta	
						Isotopic U (α Spec)	
						Isotopic U (ICP-MS)	
						Total U (ICP-MS)	
						Tc-99 (liquid scint)	

Notes: [a] Ensure there is no headspace in the bottle.
[b] Glass vials for VOC collection are acidified by the vendor supplying the vials.
[c] Tritium and Gamma Spec Analysis are only performed on Wells W-7, W-10, W-13, W-15, W-16, W-18, W-22, W-24, W-26, W-29, W-30, W-32, W-33, W-39, W-41, W-43, W-44, W-47, W-48, and W-RW2 per NPDES SC0001848 requirements.
[d] SVOC analysis is only performed on Wells W-26, W-41, W-48, and W-RW2 per NPDES SC0001848 requirements.

Retain form in area for 1 year, in Records Room - 3 years and offsite - 57 years.

© 2021 Westinghouse Electric Company LLC.
All Rights Reserved.
Westinghouse Proprietary Class 2
PRINTED COPIES ARE UNCONTROLLED

Low Flow Groundwater Sample Collection Record

WELL NO: W-74	**SAMPLE ID:** W-74-2021-Q4	**DATE:** 10-12-21
TOTAL WELL LENGTH (feet) (A): 33.90	WATER TABLE DEPTH (feet) (B): 12.65	LENGTH OF WATER COLUMN (feet) (A-B): 21.25
CASING DIAMATER / MATL (inches): 2" / PVC	WELL SCREEN INTERVAL DEPTH: 25 feet to 30 feet	**CALCULATED SYSTEM VOLUME:** 3.46

PURGING DATA

	TUBING DIAMETER (inches): 1/4		**PURGE PUMP TYPE OR BAILER:** PERISTALTIC
INITIAL PUMP OR TUBING DEPTH IN WELL (feet): 31	FINAL PUMP OR TUBING DEPTH IN WELL (feet): 31	PURGING START TIME: 0916	**PURGING END TIME:** 0948	**TOTAL VOLUME PURGED ~~(gallons)~~ LITERS:** 4.80

TIME (24 HR)	CUMUL. VOLUME PURGED ~~(gallons)~~ LITERS	PURGE RATE ~~(gpm)~~ mL PM	DEPTH TO WATER (feet)	ORP (mV)	pH (standard units)	TEMP. (°C)	SPEC. COND. (circle units) µmhos/cm or µS/cm	DISSOLVED OXYGEN (circle units) mg/L or % saturation	TURBIDITY (NTUs)	COLOR (describe)	ODOR (describe)
0917	INITIAL	160	12.88	74.04	6.05	23.69	126.12	7.15	1.03	CLEAR	NO
0922	0.80	160	12.90	236.30	5.21	22.93	128.58	1.89	1.46	"	"
0928	1.60	160	12.95	262.66	5.15	22.86	127.86	1.70	2.22	"	"
0933	2.40	160	12.95	276.28	5.13	22.78	127.74	1.59	0.11	"	"
0938	3.20	160	12.96	264.13	5.13	22.75	127.54	1.53	0	"	"
0943	4.00	160	12.96	269.40	5.14	22.68	127.60	1.50	0	"	"
0948	4.80	160	12.97	272.47	5.12	22.69	127.56	1.48	0.15	"	"

WELL CAPACITY (Gallons Per Foot): **0.75"** = 0.02; **1"** = 0.04; **1.25"** = 0.06; **2"** = 0.16; **3"** = 0.37; **4"** = 0.65; **5"** = 1.02; **6"** = 1.47; **12"** = 5.88
TUBING INSIDE DIA. CAPACITY (Gal./Ft.): **1/8"** = 0.0006; **3/16"** = 0.0014; **1/4"** = 0.0026; **5/16"** = 0.004; **3/8"** = 0.006; **1/2"** = 0.010; **5/8"** = 0.016

PURGING EQUIPMENT CODES: B = Bailer; BP = Bladder Pump; ESP = Electric Submersible Pump; PP = Peristaltic Pump; O = Other (Specify)

*Parent Procedure, other procedures may reference this form in ETAPS. * Procedure # ROP-06-007

Electronically approved records are authenticated in the electronic document management system.

Information included in this material is proprietary and confidential and cannot be disclosed or used for any reason beyond the intended purpose without the prior written consent of Westinghouse Electric Company LLC.

© 2021 Westinghouse Electric Company LLC. All Rights Reserved.

Westinghouse Proprietary Class 2
PRINTED COPIES ARE UNCONTROLLED

SAMPLING DATA

WELL No: W-74	SAMPLED BY (PRINT) / AFFILIATION: JAMES LEIGHART / AECOM		
SAMPLER(S) SIGNATURE(S): JLeighart		SAMPLING START TIME: 0949	SAMPLING END TIME: 1031
TUBING MATERIAL CODE: T	PUMP OR TUBING DEPTH IN WELL (feet): 31	DUPLICATE: (Y) N	
FIELD DECONTAMINATION: PUMP Y (N) TUBING (Y) N (replaced)		SAMPLE COLLECTION METHOD: PERISTALTIC	

FIELD EQUIPMENT USED:	FIELD EQUIPMENT USED:	REMARKS:
MAKE: INSITU	MAKE: SOLINST	
MODEL: TROLL 600	MODEL: 107	
SERIAL NO: 808958	SERIAL NO: 56924	

MATERIAL CODES: **AG** = Amber Glass; **CG** = Clear Glass; **HDPE** = High Density Polyethylene; **LDPE** = Low Density Polyethylene; **PP** = Polypropylene; **S** = Silicone; **T** = Teflon; **O** = Other (Specify)

NOTES:
1. STABILIZATION CRITERIA FOR RANGE OF VARIATION OF LAST THREE CONSECUTIVE READINGS:
pH: + 1.0 units **Temperature**: + 3% **Specific Conductance**: + 3% **Dissolved Oxygen**: optionally, + 0.2 mg/L or + 10% (whichever is greater) **ORP**: + 10 mV
Turbidity: all readings < 20 NTU; optionally + 5 NTU or + 10% (whichever is greater)

SAMPLED? Y OR N	# of bottles	Size	Material	Preservative	Preservative Lot Number	Analysis	Preferred Lab
Y	1	250 ml	Plastic	H_2SO_4	206168	Ammonia	WEC Chem Lab
Y	1	250 ml	Plastic	N/A		~~Conductivity~~[a]	WEC Chem Lab
						Fluoride[a]	
Y	1	250 ml	Plastic	N/A		Nitrate	Shealy
Y	3	50 ml	Glass vial	Vendor[b]		VOC	Shealy
N	2	250 ml	Glass-amber	N/A		SVOC[d]	Shealy
N	1	250 ml	Plastic	N/A		Tritium[c]	GEL
Y	2	1 liter	Plastic	HNO_3	201942	Gamma Spec[c]	GEL
						Gross Alpha	GEL
						Gross Beta	
						Isotopic U (α Spec)	
						Isotopic U (ICP-MS)	
						Total U (ICP-MS)	
						Tc-99 (liquid scint)	

Notes: [a] Ensure there is no headspace in the bottle.
[b] Glass vials for VOC collection are acidified by the vendor supplying the vials.
[c] Tritium and Gamma Spec Analysis are only performed on Wells W-7, W-10, W-13, W-15, W-16, W-18, W-22, W-24, W-26, W-29, W-30, W-32, W-33, W-39, W-41, W-43, W-44, W-47, W-48, and W-RW2 per NPDES SC0001848 requirements.
[d] SVOC analysis is only performed on Wells W-26, W-41, W-48, and W-RW2 per NPDES SC0001848 requirements.

Retain form in area for 1 year, in Records Room - 3 years and offsite - 57 years.

© 2021 Westinghouse Electric Company LLC.
All Rights Reserved.
Westinghouse Proprietary Class 2
PRINTED COPIES ARE UNCONTROLLED

Low Flow Groundwater Sample Collection Record

WELL NO: W-75	SAMPLE ID: W-75-2021-Q4	DATE: 10-12-21
TOTAL WELL LENGTH (feet) (A): 18.58	WATER TABLE DEPTH (feet) (B): 12.30	LENGTH OF WATER COLUMN (feet) (A-B): 6.28
CASING DIAMATER / MATL (inches): 2" / PVC	WELL SCREEN INTERVAL DEPTH: 5 feet to 15 feet	CALCULATED SYSTEM VOLUME: 1.02

PURGING DATA

	TUBING DIAMETER (inches): 1/4			PURGE PUMP TYPE OR BAILER: Peristaltic
INITIAL PUMP OR TUBING DEPTH IN WELL (feet): 15.0	FINAL PUMP OR TUBING DEPTH IN WELL (feet): 15.0	PURGING START TIME: 0832	PURGING END TIME: 0850	TOTAL VOLUME PURGED (~~gallons~~ LITERS): 2.40

TIME (24 HR)	CUMUL. VOLUME PURGED (~~gallons~~ LITERS)	PURGE RATE (~~gpm~~ mL PM)	DEPTH TO WATER (feet)	ORP (mV)	pH (standard units)	TEMP. (°C)	SPEC. COND. (circle units) µmhos/cm or µS/cm	DISSOLVED OXYGEN (circle units) mg/L or % saturation	TURBIDITY (NTUs)	COLOR (describe)	ODOR (describe)
0835	INITIAL	160	12.30	17.41	6.36	23.38	164.45	3.20	1.06	CLEAR	NO
0840	0.80	160	12.30	16.28	5.74	24.07	143.98	0.37	0.93	"	"
0845	1.60	160	12.32	24.17	5.69	24.34	140.45	0.20	0.11	"	"
0850	2.40	160	12.32	20.77	5.67	24.43	139.99	0.18	0.19	"	"

WELL CAPACITY (Gallons Per Foot): **0.75"** = 0.02; **1"** = 0.04; **1.25"** = 0.06; **2"** = 0.16; **3"** = 0.37; **4"** = 0.65; **5"** = 1.02; **6"** = 1.47; **12"** = 5.88
TUBING INSIDE DIA. CAPACITY (Gal./Ft.): **1/8"** = 0.0006; **3/16"** = 0.0014; **1/4"** = 0.0026; **5/16"** = 0.004; **3/8"** = 0.006; **1/2"** = 0.010; **5/8"** = 0.016

PURGING EQUIPMENT CODES: **B** = Bailer; **BP** = Bladder Pump; **ESP** = Electric Submersible Pump; **PP** = Peristaltic Pump; **O** = Other (Specify)

*Parent Procedure, other procedures may reference this form in ETAPS. * Procedure # ROP-06-007

Electronically approved records are authenticated in the electronic document management system.

Information included in this material is proprietary and confidential and cannot be disclosed or used for any reason beyond the intended purpose without the prior written consent of Westinghouse Electric Company LLC.

© 2021 Westinghouse Electric Company LLC. All Rights Reserved.

Westinghouse Proprietary Class 2
PRINTED COPIES ARE UNCONTROLLED

SAMPLING DATA

WELL No: W-75	SAMPLED BY (PRINT) / AFFILIATION: JAMES LEADHART / AECOM		
SAMPLER(S) SIGNATURE(S): JAMES LEADHART		SAMPLING START TIME: 0851	SAMPLING END TIME: 0915
TUBING MATERIAL CODE: T	PUMP OR TUBING DEPTH IN WELL (feet): 15.0	DUPLICATE: Y (N)	
FIELD DECONTAMINATION: PUMP Y (N) TUBING (Y) N (replaced)		SAMPLE COLLECTION METHOD: PERISTALTIC	

FIELD EQUIPMENT USED:	FIELD EQUIPMENT USED:	REMARKS:
MAKE: INSITU	MAKE: SOLINST	
MODEL: TROLL 600	MODEL: 107	
SERIAL NO: 868958	SERIAL NO: 56924	

MATERIAL CODES: **AG** = Amber Glass; **CG** = Clear Glass; **HDPE** = High Density Polyethylene; **LDPE** = Low Density Polyethylene; **PP** = Polypropylene; **S** = Silicone; **T** = Teflon; **O** = Other (Specify)

NOTES:
1. STABILIZATION CRITERIA FOR RANGE OF VARIATION OF LAST THREE CONSECUTIVE READINGS:
pH: + 1.0 units **Temperature:** + 3% **Specific Conductance:** + 3% **Dissolved Oxygen:** optionally, + 0.2 mg/L or + 10% (whichever is greater) **ORP:** + 10 mV **Turbidity:** all readings < 20 NTU; optionally + 5 NTU or + 10% (whichever is greater)

SAMPLED? Y OR N	# of bottles	Size	Material	Preservative	Preservative Lot Number	Analysis	Preferred Lab
Y	1	250 ml	Plastic	H_2SO_4	206168	Ammonia	WEC Chem Lab
Y	1	250 ml	Plastic	N/A		~~Conductivity~~[a]	WEC Chem Lab
						Fluoride[a]	
Y	1	250 ml	Plastic	N/A		Nitrate	Shealy
Y	3	50 ml	Glass vial	Vendor[b]		VOC	Shealy
N	2	250 ml	Glass-amber	N/A		SVOC[d]	Shealy
N	1	250 ml	Plastic	N/A		Tritium[c]	GEL
Y	2	1 liter	Plastic	HNO_3	201942	Gamma Spec[c]	GEL
						Gross Alpha	GEL
						Gross Beta	
						Isotopic U (α Spec)	
						Isotopic U (ICP-MS)	
						Total U (ICP-MS)	
						Tc-99 (liquid scint)	

Notes: [a] Ensure there is no headspace in the bottle.
[b] Glass vials for VOC collection are acidified by the vendor supplying the vials.
[c] Tritium and Gamma Spec Analysis are only performed on Wells W-7, W-10, W-13, W-15, W-16, W-18, W-22, W-24, W-26, W-29, W-30, W-32, W-33, W-39, W-41, W-43, W-44, W-47, W-48, and W-RW2 per NPDES SC0001848 requirements.
[d] SVOC analysis is only performed on Wells W-26, W-41, W-48, and W-RW2 per NPDES SC0001848 requirements.

Retain form in area for 1 year, in Records Room - 3 years and offsite - 57 years.

© 2021 Westinghouse Electric Company LLC.
All Rights Reserved.
Westinghouse Proprietary Class 2
PRINTED COPIES ARE UNCONTROLLED

Low Flow Groundwater Sample Collection Record

WELL NO: 76	SAMPLE ID: W.76-2021-Q4	DATE: 10/7/21
TOTAL WELL LENGTH (feet) (A): 14.92	WATER TABLE DEPTH (feet) (B): 9.5	LENGTH OF WATER COLUMN (feet) (A-B): 5.42
CASING DIAMATER / MATL (inches): 2"	WELL SCREEN INTERVAL DEPTH: 5.0 feet to 15.0 feet	CALCULATED SYSTEM VOLUME: 0.9

PURGING DATA

	TUBING DIAMETER (inches): 1/4		PURGE PUMP TYPE OR BAILER: peristaltic
INITIAL PUMP OR TUBING DEPTH IN WELL (feet): 10.0	FINAL PUMP OR TUBING DEPTH IN WELL (feet): 10.0	PURGING START TIME: 1235	PURGING END TIME: 1303	TOTAL VOLUME PURGED (gallons): 4.5

TIME (24 HR)	CUMUL. VOLUME PURGED (gallons)	PURGE RATE (gpm)	DEPTH TO WATER (feet)	ORP (mV)	pH (standard units)	TEMP. (°C)	SPEC. COND. (circle units) µmhos/cm or µS/cm	DISSOLVED OXYGEN (circle units) mg/L or % saturation	TURBIDITY (NTUs)	COLOR (describe)	ODOR (describe)
1237	0	140	9.6	6.14	5.14	26.3	204.4	5.258	2.2	CLEAR	NONE
1242	0.7	140	9.6	44.44	4.98	26.7	202.9	1.956	1.0	CLEAR	NONE
1247	1.6	180	9.6	58.68	5.00	26.8	201.79	1.946	0.6	CLEAR	NONE
1252	2.4	160	9.6	64.94	4.97	26.8	198.87	1.941	0.4	CLEAR	NONE
1258	3.6	160	9.6	71.41	4.97	26.8	196.80	2.040	0.4	CLEAR	NONE
1302	4.4	160	9.6	74.55	4.98	26.8	195.92	2.070	0.3	CLEAR	NONE

WELL CAPACITY (Gallons Per Foot): **0.75"** = 0.02; **1"** = 0.04; **1.25"** = 0.06; **2"** = 0.16; **3"** = 0.37; **4"** = 0.65; **5"** = 1.02; **6"** = 1.47; **12"** = 5.88
TUBING INSIDE DIA. CAPACITY (Gal./Ft.): **1/8"** = 0.0006; **3/16"** = 0.0014; **1/4"** = 0.0026; **5/16"** = 0.004; **3/8"** = 0.006; **1/2"** = 0.010; **5/8"** = 0.016

PURGING EQUIPMENT CODES: **B** = Bailer; **BP** = Bladder Pump; **ESP** = Electric Submersible Pump; **PP** = Peristaltic Pump; **O** = Other (Specify)

*Parent Procedure, other procedures may reference this form in ETAPS. * Procedure # ROP-06-007

Electronically approved records are authenticated in the electronic document management system.

Information included in this material is proprietary and confidential and cannot be disclosed or used for any reason beyond the intended purpose without the prior written consent of Westinghouse Electric Company LLC.

© 2020 Westinghouse Electric Company LLC.
All Rights Reserved.

Westinghouse Proprietary Class 2
PRINTED COPIES ARE UNCONTROLLED

SAMPLING DATA

WELL No: 76	SAMPLED BY (PRINT) / AFFILIATION: R. Gerlis		
SAMPLER(S) SIGNATURE(S): R Cm		SAMPLING START TIME: 1306	SAMPLING END TIME: 1340
TUBING MATERIAL CODE: T	PUMP OR TUBING DEPTH IN WELL (feet):		DUPLICATE: Y (N)
FIELD DECONTAMINATION: PUMP Y (N)	TUBING (Y) N (replaced)		SAMPLE COLLECTION METHOD: Low Flow

FIELD EQUIPMENT USED:	FIELD EQUIPMENT USED:	REMARKS:
MAKE:	MAKE:	
MODEL:	MODEL:	
SERIAL NO:	SERIAL NO:	

MATERIAL CODES: **AG** = Amber Glass; **CG** = Clear Glass; **HDPE** = High Density Polyethylene; **LDPE** = Low Density Polyethylene; **PP** = Polypropylene; **S** = Silicone; **T** = Teflon; **O** = Other (Specify)

NOTES:
1. **STABILIZATION CRITERIA FOR RANGE OF VARIATION OF LAST THREE CONSECUTIVE READINGS:**
   pH: + 1.0 units **Temperature**: + 3% **Specific Conductance**: + 3% **Dissolved Oxygen**: optionally, + 0.2 mg/L or + 10% (whichever is greater) **ORP**: + 10 mV
   Turbidity: all readings < 20 NTU; optionally + 5 NTU or + 10% (whichever is greater)

SAMPLED? Y OR N	# of bottles	Size	Material	Preservative	Preservative Lot Number	Analysis	Preferred Lab
Y	1	250 ml	Plastic	H_2SO_4	206168	Ammonia	WEC Chem Lab
Y	1	250 ml	Plastic	N/A		Conductivity[a]	WEC Chem Lab
						Fluoride[a]	
Y	1	250 ml	Plastic	N/A		Nitrate	Shealy
Y	3	50 ml	Glass vial	Vendor[b]		VOC	Shealy
N	2	250 ml	Glass-amber	N/A		SVOC	Shealy
N	1	250 ml	Plastic	N/A		Tritium	GEL
Y	2	1 liter	Plastic	HNO_3	201942	GAMMA	
						Gross Alpha	GEL
						Gross Beta	
						Isotopic U (α Spec)	
						Isotopic U (ICP-MS)	
						Total U (ICP-MS)	
						Tc-99 (liquid scint)	

Notes: [a] Ensure there is no headspace in the bottle.
[b] Glass vials for VOC collection are acidified by the vendor supplying the vials.

Retain form in area for 1 year, in Records Room - 3 years and offsite - 57 years.

© 2020 Westinghouse Electric Company LLC.
All Rights Reserved.
Westinghouse Proprietary Class 2
PRINTED COPIES ARE UNCONTROLLED

Low Flow Groundwater Sample Collection Record

WELL NO: W-77	SAMPLE ID: W-77-2021-Q4	DATE: 10-6-21
TOTAL WELL LENGTH (feet) (A): 15.30	WATER TABLE DEPTH (feet) (B): 8.80	LENGTH OF WATER COLUMN (feet) (A-B): 6.5
CASING DIAMATER / MATL (inches): 2" / PVC	WELL SCREEN INTERVAL DEPTH: 5 feet to 15 feet	CALCULATED SYSTEM VOLUME: 1.06

PURGING DATA

	TUBING DIAMETER (inches): 1/4			PURGE PUMP TYPE OR BAILER: PERISTALTIC
INITIAL PUMP OR TUBING DEPTH IN WELL (feet): 12	FINAL PUMP OR TUBING DEPTH IN WELL (feet): 12	PURGING START TIME: 1021	PURGING END TIME: 1044	TOTAL VOLUME PURGED ~~(gallons)~~ LITERS: 3.30

TIME (24 HR)	CUMUL. VOLUME PURGED ~~(gallons)~~ LITERS	PURGE RATE ~~(gpm)~~ mL PM	DEPTH TO WATER (feet)	ORP (mV)	pH (standard units)	TEMP. (°C)	SPEC. COND. (circle units) µmhos/cm or µS/cm	DISSOLVED OXYGEN (circle units) mg/L or % saturation	TURBIDITY (NTUs)	COLOR (describe)	ODOR (describe)
1024	INITIAL	180	8.88	-39.90	11.57	26.06	6605.27	2.81	0.54	CLEAR	NO
1029	0.90	160	8.92	-101.35	11.60	26.17	6346.52	1.76	1.05	"	"
1034	1.70	160	8.94	-111.13	11.50	26.22	5505.61	1.34	0.67	"	"
1039	2.50	160	8.94	-113.93	11.51	26.26	5662.37	1.40	0.80	"	"
1044	3.30	160	8.94	-115.24	11.52	26.30	5785.58	1.45	0.71	"	"

WELL CAPACITY (Gallons Per Foot): **0.75"** = 0.02; **1"** = 0.04; **1.25"** = 0.06; **2"** = 0.16; **3"** = 0.37; **4"** = 0.65; **5"** = 1.02; **6"** = 1.47; **12"** = 5.88
TUBING INSIDE DIA. CAPACITY (Gal./Ft.): **1/8"** = 0.0006; **3/16"** = 0.0014; **1/4"** = 0.0026; **5/16"** = 0.004; **3/8"** = 0.006; **1/2"** = 0.010; **5/8"** = 0.016

PURGING EQUIPMENT CODES: **B** = Bailer; **BP** = Bladder Pump; **ESP** = Electric Submersible Pump; **PP** = Peristaltic Pump; **O** = Other (Specify)

*Parent Procedure, other procedures may reference this form in ETAPS. * Procedure # ROP-06-007

Electronically approved records are authenticated in the electronic document management system.
Information included in this material is proprietary and confidential and cannot be disclosed or used for any reason beyond the intended purpose without the prior written consent of Westinghouse Electric Company LLC.
© 2020 Westinghouse Electric Company LLC. All Rights Reserved.

Westinghouse Proprietary Class 2
PRINTED COPIES ARE UNCONTROLLED

SAMPLING DATA

WELL No:	SAMPLED BY (PRINT) / AFFILIATION:		
W-77	James Leaphart / AECOM		
SAMPLER(S) SIGNATURE(S):		SAMPLING START TIME: 1045	SAMPLING END TIME: 1108
TUBING MATERIAL CODE: T	PUMP OR TUBING DEPTH IN WELL (feet): 12	DUPLICATE: Y (N)	
FIELD DECONTAMINATION: PUMP Y (N)	TUBING (Y) N (replaced)	SAMPLE COLLECTION METHOD: PERISTALTIC	

FIELD EQUIPMENT USED:	FIELD EQUIPMENT USED:	REMARKS:
MAKE: INSITU	MAKE: SOLINST	
MODEL: TROLL 600	MODEL: 107	
SERIAL NO: 808958	SERIAL NO: 56924	

MATERIAL CODES: **AG** = Amber Glass; **CG** = Clear Glass; **HDPE** = High Density Polyethylene; **LDPE** = Low Density Polyethylene; **PP** = Polypropylene; **S** = Silicone; **T** = Teflon; **O** = Other (Specify)

NOTES:
1. STABILIZATION CRITERIA FOR RANGE OF VARIATION OF LAST THREE CONSECUTIVE READINGS:
   pH: + 1.0 units **Temperature**: + 3% **Specific Conductance**: + 3% **Dissolved Oxygen**: optionally, + 0.2 mg/L or + 10% (whichever is greater) **ORP**: + 10 mV
   Turbidity: all readings < 20 NTU; optionally + 5 NTU or + 10% (whichever is greater)

SAMPLED? Y OR N	# of bottles	Size	Material	Preservative	Preservative Lot Number	Analysis	Preferred Lab
Y	1	250 ml	Plastic	H_2SO_4	206168	Ammonia	WEC Chem Lab
Y	1	250 ml	Plastic	N/A		~~Conductivity~~[a]	WEC Chem Lab
						Fluoride[a]	
Y	1	250 ml	Plastic	N/A		Nitrate	Shealy
Y	3	50 ml	Glass vial	Vendor[b]		VOC	Shealy
N	2	250 ml	Glass-amber	N/A		SVOC	Shealy
N	1	250 ml	Plastic	N/A		Tritium	GEL
Y	2	1 liter	Plastic	HNO_3	201942	RAD GAMMA SPEC	
						Gross Alpha	GEL
						Gross Beta	
						Isotopic U (α Spec)	
						Isotopic U (ICP-MS)	
						Total U (ICP-MS)	
						Tc-99 (liquid scint)	

Notes: [a] Ensure there is no headspace in the bottle.
[b] Glass vials for VOC collection are acidified by the vendor supplying the vials.

Retain form in area for 1 year, in Records Room - 3 years and offsite - 57 years.

© 2020 Westinghouse Electric Company LLC.
All Rights Reserved.

Westinghouse Proprietary Class 2
PRINTED COPIES ARE UNCONTROLLED

Low Flow Groundwater Water Sample Collection Record

WELL NO: W-78	SAMPLE ID: W-78-2021-Q4	DATE: 10-6-21
TOTAL WELL LENGTH (feet) (A): 15.10	WATER TABLE DEPTH (feet) (B): 9.13	LENGTH OF WATER COLUMN (feet) (A-B): 5.97
CASING DIAMATER / MATL (inches): 2" / PVC	WELL SCREEN INTERVAL DEPTH: 5 feet to 15 feet	CALCULATED SYSTEM VOLUME: 0.97

PURGING DATA

	TUBING DIAMETER (inches): 1/4		PURGE PUMP TYPE OR BAILER: PERISTALTIC
INITIAL PUMP OR TUBING DEPTH IN WELL (feet): 12	FINAL PUMP OR TUBING DEPTH IN WELL (feet): 12	PURGING START TIME: 1238	PURGING END TIME: 1259 / TOTAL VOLUME PURGED (gallons):

TIME (24 HR)	CUMUL. VOLUME PURGED ~~(gallons)~~ LITERS	PURGE RATE ~~(gpm)~~ ML PM	DEPTH TO WATER (feet)	ORP (mV)	pH (standard units)	TEMP. (°C)	SPEC. COND. (circle units) µmhos/cm or µS/cm	DISSOLVED OXYGEN (circle units) mg/L or % saturation	TURBIDITY (NTUs)	COLOR (describe)	ODOR (describe)
1239	INITIAL	200	9.18	175.19	6.27	27.26	206.86	5.57	2.29	CLEAR	NO
1244	1.00	200	9.18	208.84	6.05	26.20	198.44	4.43	1.77	"	"
1249	2.00	200	9.18	214.79	6.05	26.15	210.68	4.21	1.15	"	"
1254	3.00	200	9.18	217.95	6.00	26.13	208.02	4.18	1.17	"	"
1259	4.00	200	9.18	216.98	6.02	26.13	209.82	4.12	1.11	"	"

WELL CAPACITY (Gallons Per Foot): **0.75"** = 0.02; **1"** = 0.04; **1.25"** = 0.06; **2"** = 0.16; **3"** = 0.37; **4"** = 0.65; **5"** = 1.02; **6"** = 1.47; **12"** = 5.88
TUBING INSIDE DIA. CAPACITY (Gal./Ft.): **1/8"** = 0.0006; **3/16"** = 0.0014; **1/4"** = 0.0026; **5/16"** = 0.004; **3/8"** = 0.006; **1/2"** = 0.010; **5/8"** = 0.016

PURGING EQUIPMENT CODES: **B** = Bailer; **BP** = Bladder Pump; **ESP** = Electric Submersible Pump; **PP** = Peristaltic Pump; **O** = Other (Specify)

*Parent Procedure, other procedures may reference this form in ETAPS. * Procedure # ROP-06-007

Electronically approved records are authenticated in the electronic document management system.

This document is the property of and contains Proprietary Information owned by Westinghouse Electric Company LLC and/or its affiliates, subcontractors and/or suppliers. It is transmitted to you in confidence and trust, and you agree to treat this document in strict accordance with the terms and conditions of the agreement under which it was provided to you. Any unauthorized use of this document is prohibited.
© 2019 Westinghouse Electric Company LLC.
All Rights Reserved.

Westinghouse Proprietary Class 2
PRINTED COPIES ARE UNCONTROLLED

SAMPLING DATA

SAMPLED BY (PRINT) / AFFILIATION:	SAMPLER(S) SIGNATURE(S):	SAMPLING START TIME:	SAMPLING END TIME:
James Leaphart / AECOM		1300	1322

TUBING MATERIAL CODE:	PUMP OR TUBING DEPTH IN WELL (feet):	DUPLICATE:
T	12	Y (N)

FIELD DECONTAMINATION: PUMP Y (N) TUBING (Y) N (replaced) — SAMPLE COLLECTION METHOD: PERISTALTIC

FIELD EQUIPMENT USED:	FIELD EQUIPMENT USED:	REMARKS:
MAKE: INSITU	MAKE: SOLINST	
MODEL: TROLL 600	MODEL: 107	
SERIAL NO: 808958	SERIAL NO: 56924	

MATERIAL CODES: **AG** = Amber Glass; **CG** = Clear Glass; **HDPE** = High Density Polyethylene; **LDPE** = Low Density Polyethylene; **PP** = Polypropylene; **S** = Silicone; **T** = Teflon; **O** = Other (Specify)

NOTES:
1. STABILIZATION CRITERIA FOR RANGE OF VARIATION OF LAST THREE CONSECUTIVE READINGS:
pH: + 1.0 units **Temperature**: + 3% **Specific Conductance**: + 3% **Dissolved Oxygen**: optionally, + 0.2 mg/L or + 10% (whichever is greater) **ORP**: + 10 mV
Turbidity: all readings < 20 NTU; optionally + 5 NTU or + 10% (whichever is greater)

SAMPLED? Y OR N	# of bottles	Size	Material	Preservative	Preservative Lot Number	Analysis	Preferred Lab
Y	1	250 ml	Plastic	H_2SO_4	206168	Ammonia	WEC Chem Lab
Y	1	250 ml	Plastic	N/A		~~Conductivity[a]~~	WEC Chem Lab
						Fluoride[a]	
Y	1	250 ml	Plastic	N/A		Nitrate	Shealy
Y	3	50 ml	Glass vial	Vendor[b]		VOC	Shealy
N	2	250 ml	Glass-amber	N/A		SVOC	Shealy
N	1	250 ml	Plastic	N/A		Tritium	GEL
Y	2	1 liter	Plastic	HNO_3	201942	~~RAD~~ GAMMA SPEC	GEL
						Gross Alpha	
						Gross Beta	
						Isotopic U (α Spec)	
						Isotopic U (ICP-MS)	
						Total U (ICP-MS)	
						Tc-99 (liquid scint)	

Notes: [a] Ensure there is no headspace in the bottle.
[b] Glass vials for VOC collection are acidified by the vendor supplying the vials.

Retain form in area for 1 year, in Records Room - 3 years and offsite - 57 years.

*Parent Procedure, other procedures may reference this form in ETAPS. * Procedure # ROP-06-007

Electronically approved records are authenticated in the electronic document management system.

This document is the property of and contains Proprietary Information owned by Westinghouse Electric Company LLC and/or its affiliates, subcontractors and/or suppliers. It is transmitted to you in confidence and trust, and you agree to treat this document in strict accordance with the terms and conditions of the agreement under which it was provided to you. Any unauthorized use of this document is prohibited.

© 2019 Westinghouse Electric Company LLC.
All Rights Reserved.

Westinghouse Proprietary Class 2
PRINTED COPIES ARE UNCONTROLLED

Low Flow Groundwater Water Sample Collection Record

WELL NO: W-79	SAMPLE ID: W-79. 2021. Q4	DATE: 10-6-21
TOTAL WELL LENGTH (feet) (A): 15.33	WATER TABLE DEPTH (feet) (B): 8.18	LENGTH OF WATER COLUMN (feet) (A-B): 7.15
CASING DIAMATER / MATL (inches): 2" / PVC	WELL SCREEN INTERVAL DEPTH: 5 feet to 15 feet	CALCULATED SYSTEM VOLUME: 1.17

PURGING DATA

	TUBING DIAMETER (inches): 1/4		PURGE PUMP TYPE OR BAILER: Peristaltic
INITIAL PUMP OR TUBING DEPTH IN WELL (feet): 12	FINAL PUMP OR TUBING DEPTH IN WELL (feet): 12	PURGING START TIME: 13.41	PURGING END TIME: 1410	TOTAL VOLUME PURGED ~~(gallons)~~: 3.75 LITERS

TIME (24 HR)	CUMUL. VOLUME PURGED ~~(gallons)~~ LITERS	PURGE RATE ~~(gpm)~~ ML PM	DEPTH TO WATER (feet)	ORP (mV)	pH (standard units)	TEMP. (°C)	SPEC. COND. (circle units) µmhos/cm or µS/cm	DISSOLVED OXYGEN (circle units) mg/L or % saturation	TURBIDITY (NTUs)	COLOR (describe)	ODOR (describe)
1345	INITIAL	150	8.33	151.99	6.21	27.95	189.01	6.51	5.64	CLEAR	NO
1350	0.75	150	8.33	199.08	6.06	27.23	187.16	5.81	3.09	"	"
1355	1.50	150	8.33	210.28	6.01	27.19	184.32	5.22	2.20	"	"
1400	2.25	150	8.33	216.72	5.94	27.13	182.87	4.83	1.69	"	"
1405	3.00	150	8.33	220.53	5.90	27.07	180.98	4.53	2.27	"	"
1410	3.75	150	8.33	222.83	5.87	27.06	180.41	4.43	2.78	"	"

WELL CAPACITY (Gallons Per Foot): **0.75"** = 0.02; **1"** = 0.04; **1.25"** = 0.06; **2"** = 0.16; **3"** = 0.37; **4"** = 0.65; **5"** = 1.02; **6"** = 1.47; **12"** = 5.88
TUBING INSIDE DIA. CAPACITY (Gal./Ft.): **1/8"** = 0.0006; **3/16"** = 0.0014; **1/4"** = 0.0026; **5/16"** = 0.004; **3/8"** = 0.006; **1/2"** = 0.010; **5/8"** = 0.016

PURGING EQUIPMENT CODES: **B** = Bailer; **BP** = Bladder Pump; **ESP** = Electric Submersible Pump; **PP** = Peristaltic Pump; **O** = Other (Specify)

*Parent Procedure, other procedures may reference this form in ETAPS. * Procedure # ROP-06-007

Electronically approved records are authenticated in the electronic document management system.

This document is the property of and contains Proprietary Information owned by Westinghouse Electric Company LLC and/or its affiliates, subcontractors and/or suppliers. It is transmitted to you in confidence and trust, and you agree to treat this document in strict accordance with the terms and conditions of the agreement under which it was provided to you. Any unauthorized use of this document is prohibited.
© 2019 Westinghouse Electric Company LLC.
All Rights Reserved.

Westinghouse Proprietary Class 2
PRINTED COPIES ARE UNCONTROLLED

SAMPLING DATA

SAMPLED BY (PRINT) / AFFILIATION:	SAMPLER(S) SIGNATURE(S):	SAMPLING START TIME:	SAMPLING END TIME:
James Leaphart / AECOM		1412	1440

TUBING MATERIAL CODE:	PUMP OR TUBING DEPTH IN WELL (feet):	DUPLICATE:
T	12	Y (N)

FIELD DECONTAMINATION: PUMP Y (N) TUBING (Y) N (replaced)

SAMPLE COLLECTION METHOD: PERISTALTIC

FIELD EQUIPMENT USED:	FIELD EQUIPMENT USED:	REMARKS:
MAKE: INSITU	MAKE: SOLINST	
MODEL: Troll 600	MODEL: 107	
SERIAL NO: 808958	SERIAL NO: 56924	

MATERIAL CODES: **AG** = Amber Glass; **CG** = Clear Glass; **HDPE** = High Density Polyethylene; **LDPE** = Low Density Polyethylene; **PP** = Polypropylene; **S** = Silicone; **T** = Teflon; **O** = Other (Specify)

NOTES:
1. STABILIZATION CRITERIA FOR RANGE OF VARIATION OF LAST THREE CONSECUTIVE READINGS:
pH: + 1.0 units **Temperature**: + 3% **Specific Conductance**: + 3% **Dissolved Oxygen**: optionally, + 0.2 mg/L or + 10% (whichever is greater) **ORP**: + 10 mV
Turbidity: all readings < 20 NTU; optionally + 5 NTU or + 10% (whichever is greater)

SAMPLED? Y OR N	# of bottles	Size	Material	Preservative	Preservative Lot Number	Analysis	Preferred Lab
Y	1	250 ml	Plastic	H_2SO_4	20616B	Ammonia	WEC Chem Lab
Y	1	250 ml	Plastic	N/A		~~Conductivity[a]~~	WEC Chem Lab
						Fluoride[a]	
Y	1	250 ml	Plastic	N/A		Nitrate	Shealy
Y	3	50 ml	Glass vial	Vendor[b]		VOC	Shealy
N	2	250 ml	Glass-amber	N/A		SVOC	Shealy
N	1	250 ml	Plastic	N/A		Tritium	GEL
Y	2	1 liter	Plastic	HNO_3	20194B	~~RAD~~ GAMMA SPEC	GEL
						Gross Alpha	
						Gross Beta	
						Isotopic U (α Spec)	
						Isotopic U (ICP-MS)	
						Total U (ICP-MS)	
						Tc-99 (liquid scint)	

Notes: [a] Ensure there is no headspace in the bottle.
[b] Glass vials for VOC collection are acidified by the vendor supplying the vials.

Retain form in area for 1 year, in Records Room - 3 years and offsite - 57 years.

*Parent Procedure, other procedures may reference this form in ETAPS. * Procedure # ROP-06-007

Electronically approved records are authenticated in the electronic document management system.

This document is the property of and contains Proprietary Information owned by Westinghouse Electric Company LLC and/or its affiliates, subcontractors and/or suppliers. It is transmitted to you in confidence and trust, and you agree to treat this document in strict accordance with the terms and conditions of the agreement under which it was provided to you. Any unauthorized use of this document is prohibited.
© 2019 Westinghouse Electric Company LLC.
All Rights Reserved.

Westinghouse Proprietary Class 2
PRINTED COPIES ARE UNCONTROLLED

Low Flow Groundwater Sample Collection Record

WELL NO: W-80	SAMPLE ID: W-80-2021-Q4	DATE: 10-7-21
TOTAL WELL LENGTH (feet) (A): 15.32	WATER TABLE DEPTH (feet) (B): 9.50	LENGTH OF WATER COLUMN (feet) (A-B): 5.82
CASING DIAMATER / MATL (inches): 2" / PVC	WELL SCREEN INTERVAL DEPTH: 5 feet to 15 feet	CALCULATED SYSTEM VOLUME: 0.95

PURGING DATA

	TUBING DIAMETER (inches): 1/4		PURGE PUMP TYPE OR BAILER: PERISTALTIC
INITIAL PUMP OR TUBING DEPTH IN WELL (feet): 12	FINAL PUMP OR TUBING DEPTH IN WELL (feet): 12	PURGING START TIME: 1246	PURGING END TIME: 1329	TOTAL VOLUME PURGED (~~gallons~~ LITERS): 4.40

TIME (24 HR)	CUMUL. VOLUME PURGED (gallons)	PURGE RATE (gpm)	DEPTH TO WATER (feet)	ORP (mV)	pH (standard units)	TEMP. (°C)	SPEC. COND. (circle units) µmhos/cm or µS/cm	DISSOLVED OXYGEN (circle units) mg/L or % saturation	TURBIDITY (NTUs)	COLOR (describe)	ODOR (describe)
1249	INITIAL	120	9.76	134.32	5.80	26.93	425.89	4.46	0.80	CLEAR	NO
1254	0.60	100	9.84	201.76	5.62	27.17	424.72	3.37	0.91	"	"
1259	1.10	100	9.94	210.83	5.63	27.25	424.76	3.30	25.32	"	"
1304	1.60	100	10.07	213.91	5.63	27.33	426.88	3.23	25.32	"	"
1309	2.10	100	10.18	215.85	5.62	27.27	427.50	3.25	33.49	"	"
1314	2.60	100	10.30	219.90	5.62	27.25	426.22	3.29	38.48	"	"
1319	3.10	100	10.40	222.08	5.62	27.24	426.50	3.29	24.47	"	"
1324	3.60	100	10.47	223.58	5.61	27.34	427.28	3.29	16.83	"	"
1329	4.10	100	10.53	225.84	5.60	27.29	427.00	3.28	7.62	"	"

WELL CAPACITY (Gallons Per Foot): **0.75"** = 0.02; **1"** = 0.04; **1.25"** = 0.06; **2"** = 0.16; **3"** = 0.37; **4"** = 0.65; **5"** = 1.02; **6"** = 1.47; **12"** = 5.88
TUBING INSIDE DIA. CAPACITY (Gal./Ft.): **1/8"** = 0.0006; **3/16"** = 0.0014; **1/4"** = 0.0026; **5/16"** = 0.004; **3/8"** = 0.006; **1/2"** = 0.010; **5/8"** = 0.016

PURGING EQUIPMENT CODES: **B** = Bailer; **BP** = Bladder Pump; **ESP** = Electric Submersible Pump; **PP** = Peristaltic Pump; **O** = Other (Specify)

*Parent Procedure, other procedures may reference this form in ETAPS. | * Procedure # ROP-06-007

Electronically approved records are authenticated in the electronic document management system.
Information included in this material is proprietary and confidential and cannot be disclosed or used for any reason beyond the intended purpose without the prior written consent of Westinghouse Electric Company LLC.
© 2020 Westinghouse Electric Company LLC. All Rights Reserved.

Westinghouse Proprietary Class 2
PRINTED COPIES ARE UNCONTROLLED

SAMPLING DATA

WELL No:	SAMPLED BY (PRINT) / AFFILIATION:		
W-80	JAMES LEATHART / AECOM		
SAMPLER(S) SIGNATURE(S):		SAMPLING START TIME: 1331	SAMPLING END TIME: 1400
TUBING MATERIAL CODE: T	PUMP OR TUBING DEPTH IN WELL (feet): 12	DUPLICATE: Y (N)	
FIELD DECONTAMINATION: PUMP Y (N)	TUBING (Y) N (replaced)	SAMPLE COLLECTION METHOD: PERISTALTIC	

FIELD EQUIPMENT USED:	FIELD EQUIPMENT USED:	REMARKS:
MAKE: INSITU	MAKE: SOLINST	
MODEL: TROLL 600	MODEL: 107	
SERIAL NO: 808958	SERIAL NO: 56924	

MATERIAL CODES: **AG** = Amber Glass; **CG** = Clear Glass; **HDPE** = High Density Polyethylene; **LDPE** = Low Density Polyethylene; **PP** = Polypropylene; **S** = Silicone; **T** = Teflon; **O** = Other (Specify)

NOTES:
1. STABILIZATION CRITERIA FOR RANGE OF VARIATION OF LAST THREE CONSECUTIVE READINGS:
pH: + 1.0 units **Temperature**: + 3% **Specific Conductance**: + 3% **Dissolved Oxygen**: optionally, + 0.2 mg/L or + 10% (whichever is greater) **ORP**: + 10 mV
Turbidity: all readings < 20 NTU; optionally + 5 NTU or + 10% (whichever is greater)

SAMPLED? Y OR N	# of bottles	Size	Material	Preservative	Preservative Lot Number	Analysis	Preferred Lab
Y	1	250 ml	Plastic	H_2SO_4	20616B	Ammonia	WEC Chem Lab
Y	1	250 ml	Plastic	N/A		~~Conductivity[a]~~	WEC Chem Lab
						Fluoride[a]	
Y	1	250 ml	Plastic	N/A		Nitrate	Shealy
Y	3	50 ml	Glass vial	Vendor[b]		VOC	Shealy
N	2	250 ml	Glass-amber	N/A		SVOC	Shealy
N	1	250 ml	Plastic	N/A		Tritium	GEL
Y	2	1 liter	Plastic	HNO_3	201942	~~RAD~~ GAMMA SPEC	
						Gross Alpha	GEL
						Gross Beta	
						Isotopic U (α Spec)	
						Isotopic U (ICP-MS)	
						Total U (ICP-MS)	
						Tc-99 (liquid scint)	

Notes: [a] Ensure there is no headspace in the bottle.
[b] Glass vials for VOC collection are acidified by the vendor supplying the vials.

Retain form in area for 1 year, in Records Room - 3 years and offsite - 57 years.

© 2020 Westinghouse Electric Company LLC.
All Rights Reserved.
Westinghouse Proprietary Class 2
PRINTED COPIES ARE UNCONTROLLED

Low Flow Groundwater Sample Collection Record

WELL NO: W-81	SAMPLE ID: W-81-2021-Q4	DATE: 10-7-21
TOTAL WELL LENGTH (feet) (A): 15.33	WATER TABLE DEPTH (feet) (B): 11.34	LENGTH OF WATER COLUMN (feet) (A-B): 3.99
CASING DIAMATER / MATL (inches): 2" / PVC	WELL SCREEN INTERVAL DEPTH: 5 feet to 15 feet	CALCULATED SYSTEM VOLUME: 0.65

PURGING DATA

TUBING DIAMETER (inches): 1/4			PURGE PUMP TYPE OR BAILER: PERISTALTIC
INITIAL PUMP OR TUBING DEPTH IN WELL (feet): 12	FINAL PUMP OR TUBING DEPTH IN WELL (feet): 12	PURGING START TIME: 1055	PURGING END TIME: 1143	TOTAL VOLUME PURGED (~~gallons~~ LITERS): 4.50

TIME (24 HR)	CUMUL. VOLUME PURGED (gallons)	PURGE RATE (gpm)	DEPTH TO WATER (feet)	ORP (mV)	pH (standard units)	TEMP. (°C)	SPEC. COND. (circle units) µmhos/cm or µS/cm	DISSOLVED OXYGEN (circle units) mg/L or % saturation	TURBIDITY (NTUs)	COLOR (describe)	ODOR (describe)
1058	INITIAL	100	11.72	143.18	4.85	23.68	125.83	0.78	0.46	CLEAR	NO
1103	0.50	100	12.12	133.95	5.08	23.57	128.09	0.38	0.38	"	"
1108	1.00	100	12.35	108.02	5.31	23.50	152.20	0.29	0.30	"	"
1113	1.50	100	12.42	86.43	5.52	23.59	191.57	0.22	0.22	"	"
1118	2.00	100	12.56	34.72	6.17	23.39	405.95	0.20	0.43	"	"
1123	2.50	100	12.64	9.98	6.33	23.32	439.79	0.22	0.41	"	"
1128	3.00	100	12.72	2.98	6.42	23.30	466.86	0.33	0.44	"	"
1133	3.50	100	12.70	1.44	6.49	23.29	481.25	0.40	0.26	"	"
1138	4.00	100	12.70	3.18	6.51	23.29	486.44	0.49	0.32	"	"
1143	4.50	100	12.70	4.93	6.54	23.27	488.12	0.58	0.05	"	"

WELL CAPACITY (Gallons Per Foot): **0.75"** = 0.02; **1"** = 0.04; **1.25"** = 0.06; **2"** = 0.16; **3"** = 0.37; **4"** = 0.65; **5"** = 1.02; **6"** = 1.47; **12"** = 5.88
TUBING INSIDE DIA. CAPACITY (Gal./Ft.): **1/8"** = 0.0006; **3/16"** = 0.0014; **1/4"** = 0.0026; **5/16"** = 0.004; **3/8"** = 0.006; **1/2"** = 0.010; **5/8"** = 0.016

PURGING EQUIPMENT CODES: **B** = Bailer; **BP** = Bladder Pump; **ESP** = Electric Submersible Pump; **PP** = Peristaltic Pump; **O** = Other (Specify)

*Parent Procedure, other procedures may reference this form in ETAPS. * Procedure # ROP-06-007

Electronically approved records are authenticated in the electronic document management system.

Information included in this material is proprietary and confidential and cannot be disclosed or used for any reason beyond the intended purpose without the prior written consent of Westinghouse Electric Company LLC.

© 2020 Westinghouse Electric Company LLC.
All Rights Reserved.

Westinghouse Proprietary Class 2
PRINTED COPIES ARE UNCONTROLLED

SAMPLING DATA

WELL No:	SAMPLED BY (PRINT) / AFFILIATION:		
W-81	JAMES LEOPHART / AECOM		
SAMPLER(S) SIGNATURE(S): JLeophart		SAMPLING START TIME: 1144	SAMPLING END TIME: 1230
TUBING MATERIAL CODE: T	PUMP OR TUBING DEPTH IN WELL (feet): 12	DUPLICATE: (Y) N	
FIELD DECONTAMINATION: PUMP Y (N) TUBING (Y) N (replaced)		SAMPLE COLLECTION METHOD: PERISTALTIC	

FIELD EQUIPMENT USED:	FIELD EQUIPMENT USED:	REMARKS:
MAKE: INSITU	MAKE: SOLINST	W-81-2021-Q4-DUP
MODEL: TROLL 600	MODEL: 107	
SERIAL NO: 808958	SERIAL NO: 56924	

MATERIAL CODES: **AG** = Amber Glass; **CG** = Clear Glass; **HDPE** = High Density Polyethylene; **LDPE** = Low Density Polyethylene; **PP** = Polypropylene; **S** = Silicone; **T** = Teflon; **O** = Other (Specify)

NOTES:
1. STABILIZATION CRITERIA FOR RANGE OF VARIATION OF LAST THREE CONSECUTIVE READINGS:
pH: + 1.0 units **Temperature**: + 3% **Specific Conductance**: + 3% **Dissolved Oxygen**: optionally, + 0.2 mg/L or + 10% (whichever is greater) **ORP**: + 10 mV
Turbidity: all readings < 20 NTU; optionally + 5 NTU or + 10% (whichever is greater)

SAMPLED? Y OR N	# of bottles	Size	Material	Preservative	Preservative Lot Number	Analysis	Preferred Lab
Y	1	250 ml	Plastic	H_2SO_4	206168	Ammonia	WEC Chem Lab
Y	1	250 ml	Plastic	N/A		~~Conductivity[a]~~	WEC Chem Lab
						Fluoride[a]	
Y	1	250 ml	Plastic	N/A		Nitrate	Shealy
Y	3	50 ml	Glass vial	Vendor[b]		VOC	Shealy
N	2	250 ml	Glass-amber	N/A		SVOC	Shealy
N	1	250 ml	Plastic	N/A		Tritium	GEL
Y	2	1 liter	Plastic	HNO_3	201942	~~RAD~~ GAMMA SPEC	
						Gross Alpha	GEL
						Gross Beta	
						Isotopic U (α Spec)	
						Isotopic U (ICP-MS)	
						Total U (ICP-MS)	
						Tc-99 (liquid scint)	

Notes: [a] Ensure there is no headspace in the bottle.
[b] Glass vials for VOC collection are acidified by the vendor supplying the vials.

Retain form in area for 1 year, in Records Room - 3 years and offsite - 57 years.

© 2020 Westinghouse Electric Company LLC.
All Rights Reserved.
Westinghouse Proprietary Class 2
PRINTED COPIES ARE UNCONTROLLED

Low Flow Groundwater Water Sample Collection Record

WELL NO: W-82	SAMPLE ID: W-82-2021-Q4	DATE: 10-7-21
TOTAL WELL LENGTH (feet) (A): 15.30	WATER TABLE DEPTH (feet) (B): 11.90	LENGTH OF WATER COLUMN (feet) (A-B): 3.40
CASING DIAMATER / MATL (inches): 2" / PVC	WELL SCREEN INTERVAL DEPTH: 5 feet to 15 feet	CALCULATED SYSTEM VOLUME: 0.55

PURGING DATA

	TUBING DIAMETER (inches): 1/4			PURGE PUMP TYPE OR BAILER: PERISTALTIC
INITIAL PUMP OR TUBING DEPTH IN WELL (feet): 12	FINAL PUMP OR TUBING DEPTH IN WELL (feet): 12	PURGING START TIME: 0851	PURGING END TIME: 0953	TOTAL VOLUME PURGED (~~gallons~~ LITERS): 5.00

TIME (24 HR)	CUMUL. VOLUME PURGED (~~gallons~~ LITERS)	PURGE RATE (gpm) mL/Min	DEPTH TO WATER (feet)	ORP (mV)	pH (standard units)	TEMP. (°C)	SPEC. COND. (circle units) µmhos/cm or µS/cm	DISSOLVED OXYGEN (circle units) mg/L or % saturation	TURBIDITY (NTUs)	COLOR (describe)	ODOR (describe)
0857	INITIAL	100	12.07	130.63	5.76	23.60	213.63	3.67	23.77	CLEAR	NO
0902	0.50	100	12.24	161.68	5.02	23.67	206.94	0.59	15.05	"	"
0907	1.00	100	12.44	202.44	4.86	23.72	147.83	1.89	7.23	"	"
0912	1.50	100	12.62	225.71	4.84	23.80	137.14	2.31	7.11	"	"
0917	2.00	100	12.74	230.39	4.86	23.76	147.47	1.83	7.13	"	"
0922	2.50	100	12.84	230.17	4.88	23.79	152.99	1.54	8.12	"	"
0927	3.00	80	12.84	196.83	4.95	23.78	167.05	1.20	11.48	"	"
0933	3.40	80	12.85	202.72	4.94	23.77	176.53	1.15	12.36	"	"
0938	3.80	80	12.86	217.68	4.92	23.76	169.70	1.04	12.80	"	"
0943	4.20	80	12.86	221.66	4.92	23.75	177.57	1.02	7.74	"	"
0948	4.60	80	12.87	222.70	4.94	23.75	172.66	0.95	5.94	"	"
0953	5.00	80	12.88	230.76	4.95	23.76	174.15	0.93	4.05	"	"

WELL CAPACITY (Gallons Per Foot): **0.75"** = 0.02; **1"** = 0.04; **1.25"** = 0.06; **2"** = 0.16; **3"** = 0.37; **4"** = 0.65; **5"** = 1.02; **6"** = 1.47; **12"** = 5.88
TUBING INSIDE DIA. CAPACITY (Gal./Ft.): **1/8"** = 0.0006; **3/16"** = 0.0014; **1/4"** = 0.0026; **5/16"** = 0.004; **3/8"** = 0.006; **1/2"** = 0.010; **5/8"** = 0.016

PURGING EQUIPMENT CODES: **B** = Bailer; **BP** = Bladder Pump; **ESP** = Electric Submersible Pump; **PP** = Peristaltic Pump; **O** = Other (Specify)

*Parent Procedure, other procedures may reference this form in ETAPS. * Procedure # ROP-06-007

Electronically approved records are authenticated in the electronic document management system.

This document is the property of and contains Proprietary Information owned by Westinghouse Electric Company LLC and/or its affiliates, subcontractors and/or suppliers. It is transmitted to you in confidence and trust, and you agree to treat this document in strict accordance with the terms and conditions of the agreement under which it was provided to you. Any unauthorized use of this document is prohibited.
© 2019 Westinghouse Electric Company LLC.
All Rights Reserved.

SAMPLING DATA

SAMPLED BY (PRINT) / AFFILIATION:	SAMPLER(S) SIGNATURE(S):	SAMPLING START TIME:	SAMPLING END TIME:
JAMES LEIGHART / AECOM		0954	1030

TUBING MATERIAL CODE:	PUMP OR TUBING DEPTH IN WELL (feet):	DUPLICATE:
T	12	Y (N)

FIELD DECONTAMINATION: PUMP Y (N) TUBING (Y) N (replaced) SAMPLE COLLECTION METHOD: PERISTALTIC

FIELD EQUIPMENT USED:	FIELD EQUIPMENT USED:	REMARKS:
MAKE: INSITU	MAKE: SOLINST	
MODEL: TROLL 600	MODEL: 107	
SERIAL NO: 808958	SERIAL NO: 56924	

MATERIAL CODES: **AG** = Amber Glass; **CG** = Clear Glass; **HDPE** = High Density Polyethylene; **LDPE** = Low Density Polyethylene; **PP** = Polypropylene; **S** = Silicone; **T** = Teflon; **O** = Other (Specify)

NOTES:
1. STABILIZATION CRITERIA FOR RANGE OF VARIATION OF LAST THREE CONSECUTIVE READINGS:
pH: + 1.0 units **Temperature**: + 3% **Specific Conductance**: + 3% **Dissolved Oxygen**: optionally, + 0.2 mg/L or + 10% (whichever is greater) **ORP**: + 10 mV
Turbidity: all readings < 20 NTU; optionally + 5 NTU or + 10% (whichever is greater)

SAMPLED? Y OR N	# of bottles	Size	Material	Preservative	Preservative Lot Number	Analysis	Preferred Lab
Y	1	250 ml	Plastic	H_2SO_4	206168	Ammonia	WEC Chem Lab
Y	1	250 ml	Plastic	N/A		~~Conductivity~~[a]	WEC Chem Lab
						Fluoride[a]	
Y	1	250 ml	Plastic	N/A		Nitrate	Shealy
Y	3	50 ml	Glass vial	Vendor[b]		VOC	Shealy
N	2	250 ml	Glass-amber	N/A		SVOC	Shealy
N	1	250 ml	Plastic	N/A		Tritium	GEL
Y	2	1 liter	Plastic	HNO_3	201942	~~Ra~~ GAMMA SPEC	GEL
						Gross Alpha	
						Gross Beta	
						Isotopic U (α Spec)	
						Isotopic U (ICP-MS)	
						Total U (ICP-MS)	
						Tc-99 (liquid scint)	

Notes: [a] Ensure there is no headspace in the bottle.
[b] Glass vials for VOC collection are acidified by the vendor supplying the vials.

Retain form in area for 1 year, in Records Room - 3 years and offsite - 57 years.

*Parent Procedure, other procedures may reference this form in ETAPS. * Procedure # ROP-06-007

Electronically approved records are authenticated in the electronic document management system.

This document is the property of and contains Proprietary Information owned by Westinghouse Electric Company LLC and/or its affiliates, subcontractors and/or suppliers. It is transmitted to you in confidence and trust, and you agree to treat this document in strict accordance with the terms and conditions of the agreement under which it was provided to you. Any unauthorized use of this document is prohibited.
© 2019 Westinghouse Electric Company LLC.
All Rights Reserved.

Westinghouse Proprietary Class 2
PRINTED COPIES ARE UNCONTROLLED

Low Flow Groundwater Sample Collection Record

WELL NO: 83	SAMPLE ID: W-83-2021-Q4	DATE: 10/7/21
TOTAL WELL LENGTH (feet) (A): 26.05	WATER TABLE DEPTH (feet) (B): 12.92	LENGTH OF WATER COLUMN (feet) (A-B): 13.13
CASING DIAMATER / MATL (inches): 2"	WELL SCREEN INTERVAL DEPTH: 15.5 feet to 25.5 feet	CALCULATED SYSTEM VOLUME: 2.2

PURGING DATA

	TUBING DIAMETER (inches): 1/4		PURGE PUMP TYPE OR BAILER: peristaltic
INITIAL PUMP OR TUBING DEPTH IN WELL (feet): 20.5	FINAL PUMP OR TUBING DEPTH IN WELL (feet): 20.5	PURGING START TIME: 10:00	PURGING END TIME: 1107	TOTAL VOLUME PURGED (gallons): 6.6

TIME (24 HR)	CUMUL. VOLUME PURGED (gallons)	PURGE RATE (gpm)	DEPTH TO WATER (feet)	ORP (mV)	pH (standard units)	TEMP. (°C)	SPEC. COND. (circle units) µmhos/cm or µS/cm	DISSOLVED OXYGEN (circle units) mg/L or % saturation	TURBIDITY (NTUs)	COLOR (describe)	ODOR (describe)
1001	0	100	13.26	-104.1	6.41	24.3	278.52	4.44	7.4	CLEAR	NONE
1006	0.5	100	13.58	-84.80	6.50	23.6	321.05	1.380	4.4	CLEAR	NONE
1011	1.0	100	13.9	-76.14	6.48	23.5	317.69	1.291	2.8	CLEAR	NONE
1016	1.5	100	14.05	-68.83	6.42	23.6	309.74	1.159	5.2	CLEAR	NONE
1021	2.0	100	14.13	-61.09	6.34	23.7	291.21	1.361	4.5	CLEAR	NONE
1026	2.5	100	14.25	-56.32	6.30	23.6	277.23	0.859	2.1	CLEAR	NONE
1031	3.0	100	14.34	-50.95	6.24	23.6	255.35	0.815	3.9	CLEAR	NONE
1036	3.5	100	14.34	-46.03	6.19	23.6	242.08	0.805	2.7	CLEAR	NONE
1041	4.0	100	14.34	-41.57	6.18	23.6	231.38	0.874	2.8	CLEAR	NONE
1046	4.5	100	14.34	-37.28	6.14	23.6	221.89	0.902	3.2	CLEAR	NONE
1051	5.0	100	14.35	-33.07	6.11	23.6	210.17	0.982	1.7	CLEAR	NONE
1056	5.5	100	14.35	-29.83	6.09	23.6	702.55	0.992	1.9	CLEAR	NONE
1101	6.0	100	1436	-25.58	6.04	23.6	191.13	1.048	2.5	CLEAR	NONE
1106	6.5	100	14.36	-21.93	6.03	23.5	184.47	1.075	1.6	CLEAR	NONE

WELL CAPACITY (Gallons Per Foot): **0.75"** = 0.02; **1"** = 0.04; **1.25"** = 0.06; **2"** = 0.16; **3"** = 0.37; **4"** = 0.65; **5"** = 1.02; **6"** = 1.47; **12"** = 5.88
TUBING INSIDE DIA. CAPACITY (Gal./Ft.): **1/8"** = 0.0006; **3/16"** = 0.0014; **1/4"** = 0.0026; **5/16"** = 0.004; **3/8"** = 0.006; **1/2"** = 0.010; **5/8"** = 0.016

PURGING EQUIPMENT CODES: **B** = Bailer; **BP** = Bladder Pump; **ESP** = Electric Submersible Pump; **PP** = Peristaltic Pump; **O** = Other (Specify)

*Parent Procedure, other procedures may reference this form in ETAPS. * Procedure # ROP-06-007

Electronically approved records are authenticated in the electronic document management system.

Information included in this material is proprietary and confidential and cannot be disclosed or used for any reason beyond the intended purpose without the prior written consent of Westinghouse Electric Company LLC.

© 2020 Westinghouse Electric Company LLC.
All Rights Reserved.

Westinghouse Proprietary Class 2
PRINTED COPIES ARE UNCONTROLLED

SAMPLING DATA

WELL No: 83	SAMPLED BY (PRINT) / AFFILIATION: R. Crews		
SAMPLER(S) SIGNATURE(S):		SAMPLING START TIME: 1109	SAMPLING END TIME: 1143
TUBING MATERIAL CODE: T	PUMP OR TUBING DEPTH IN WELL (feet): 20.5	DUPLICATE: Y (N)	
FIELD DECONTAMINATION: PUMP Y (N)	TUBING (Y) N (replaced)	SAMPLE COLLECTION METHOD: Low Flow	

FIELD EQUIPMENT USED:	FIELD EQUIPMENT USED:	REMARKS:
MAKE:	MAKE:	
MODEL:	MODEL:	
SERIAL NO:	SERIAL NO:	

MATERIAL CODES: **AG** = Amber Glass; **CG** = Clear Glass; **HDPE** = High Density Polyethylene; **LDPE** = Low Density Polyethylene; **PP** = Polypropylene; **S** = Silicone; **T** = Teflon; **O** = Other (Specify)

NOTES:
1. STABILIZATION CRITERIA FOR RANGE OF VARIATION OF LAST THREE CONSECUTIVE READINGS:
pH: + 1.0 units **Temperature**: + 3% **Specific Conductance**: + 3% **Dissolved Oxygen**: optionally, + 0.2 mg/L or + 10% (whichever is greater) **ORP**: + 10 mV
Turbidity: all readings < 20 NTU; optionally + 5 NTU or + 10% (whichever is greater)

SAMPLED? Y OR N	# of bottles	Size	Material	Preservative	Preservative Lot Number	Analysis	Preferred Lab
Y	1	250 ml	Plastic	H_2SO_4	200168	Ammonia	WEC Chem Lab
Y	1	250 ml	Plastic	N/A		Conductivity[a]	WEC Chem Lab
						Fluoride[a]	
Y	1	250 ml	Plastic	N/A		Nitrate	Shealy
Y	3 *	50 ml	Glass vial	Vendor[b]		VOC	Shealy
N Y	2	250 ml	Glass-amber	N/A		SVOC	Shealy
N	1	250 ml	Plastic	N/A		Tritium	GEL
Y	2 *	1 liter	Plastic	HNO_3	201942	GAMMA.	GEL
						Gross Alpha	GEL
						Gross Beta	
						Isotopic U (α Spec)	
						Isotopic U (ICP-MS)	
						Total U (ICP-MS)	
						Tc-99 (liquid scint)	

Notes: [a] Ensure there is no headspace in the bottle.
[b] Glass vials for VOC collection are acidified by the vendor supplying the vials.

Retain form in area for 1 year, in Records Room - 3 years and offsite - 57 years.

© 2020 Westinghouse Electric Company LLC.
All Rights Reserved.

Westinghouse Proprietary Class 2
PRINTED COPIES ARE UNCONTROLLED

Low Flow Groundwater Sample Collection Record

WELL NO: 84	SAMPLE ID: W.84-2021-Q4	DATE: 10/7/21
TOTAL WELL LENGTH (feet) (A): 20.3	WATER TABLE DEPTH (feet) (B): 6.4	LENGTH OF WATER COLUMN (feet) (A-B): 13.9
CASING DIAMATER / MATL (inches): 2"	WELL SCREEN INTERVAL DEPTH: 10.0 feet to 20.0 feet	CALCULATED SYSTEM VOLUME: 2.3

PURGING DATA

TUBING DIAMETER (inches): 1/4			PURGE PUMP TYPE OR BAILER: peristaltic
INITIAL PUMP OR TUBING DEPTH IN WELL (feet): 15.0	FINAL PUMP OR TUBING DEPTH IN WELL (feet):	PURGING START TIME: 0842	PURGING END TIME: 0904	TOTAL VOLUME PURGED (gallons): 2.4

TIME (24 HR)	CUMUL. VOLUME PURGED (gallons)	PURGE RATE (gpm)	DEPTH TO WATER (feet)	ORP (mV)	pH (standard units)	TEMP. (°C)	SPEC. COND. (circle units) µmhos/cm or µS/cm	DISSOLVED OXYGEN (circle units) mg/L or % saturation	TURBIDITY (NTUs)	COLOR (describe)	ODOR (describe)
0843	0	120	6.7	-109.5	6.22	23.1	241.37	6.20	14.8	CLEAR	NONE
0848	0.6	120	6.98	-157.11	6.22	25.5	226.97	0.551	5.9	CLEAR	NONE
0853	1.2	120	7.3	-158.35	6.20	25.7	225.59	0.453	14.4	CLEAR	NONE
0858	1.8	120	7.55	-157.44	6.18	25.8	226.36	0.348	11.8	CLEAR	NONE
0903	2.4	120	7.65	-155.67	6.14	25.8	223.51	0.354	16.5	CLEAR	NONE

WELL CAPACITY (Gallons Per Foot): **0.75"** = 0.02; **1"** = 0.04; **1.25"** = 0.06; **2"** = 0.16; **3"** = 0.37; **4"** = 0.65; **5"** = 1.02; **6"** = 1.47; **12"** = 5.88
TUBING INSIDE DIA. CAPACITY (Gal./Ft.): **1/8"** = 0.0006; **3/16"** = 0.0014; **1/4"** = 0.0026; **5/16"** = 0.004; **3/8"** = 0.006; **1/2"** = 0.010; **5/8"** = 0.016

PURGING EQUIPMENT CODES: **B** = Bailer; **BP** = Bladder Pump; **ESP** = Electric Submersible Pump; **PP** = Peristaltic Pump; **O** = Other (Specify)

*Parent Procedure, other procedures may reference this form in ETAPS. * Procedure # ROP-06-007

Electronically approved records are authenticated in the electronic document management system.

Information included in this material is proprietary and confidential and cannot be disclosed or used for any reason beyond the intended purpose without the prior written consent of Westinghouse Electric Company LLC.

© 2020 Westinghouse Electric Company LLC.
All Rights Reserved.

Westinghouse Proprietary Class 2
PRINTED COPIES ARE UNCONTROLLED

SAMPLING DATA

WELL No: 84	SAMPLED BY (PRINT) / AFFILIATION: R. Gaells		
SAMPLER(S) SIGNATURE(S):		SAMPLING START TIME: 0906	SAMPLING END TIME: 0937
TUBING MATERIAL CODE: T	PUMP OR TUBING DEPTH IN WELL (feet): 15.0	DUPLICATE: Y (N)	
FIELD DECONTAMINATION: PUMP Y (N)	TUBING (Y) N (replaced)	SAMPLE COLLECTION METHOD: Low Flow	

FIELD EQUIPMENT USED:	FIELD EQUIPMENT USED:	REMARKS:
MAKE:	MAKE:	
MODEL:	MODEL:	
SERIAL NO:	SERIAL NO:	

MATERIAL CODES: **AG** = Amber Glass; **CG** = Clear Glass; **HDPE** = High Density Polyethylene; **LDPE** = Low Density Polyethylene; **PP** = Polypropylene; **S** = Silicone; **T** = Teflon; **O** = Other (Specify)

NOTES:
1. STABILIZATION CRITERIA FOR RANGE OF VARIATION OF LAST THREE CONSECUTIVE READINGS:
pH: + 1.0 units **Temperature**: + 3% **Specific Conductance**: + 3% **Dissolved Oxygen**: optionally, + 0.2 mg/L or + 10% (whichever is greater) **ORP**: + 10 mV
Turbidity: all readings < 20 NTU; optionally + 5 NTU or + 10% (whichever is greater)

SAMPLED? Y OR N	# of bottles	Size	Material	Preservative	Preservative Lot Number	Analysis	Preferred Lab
Y	1	250 ml	Plastic	H_2SO_4	206168	Ammonia	WEC Chem Lab
Y	1	250 ml	Plastic	N/A		Conductivity[a]	WEC Chem Lab
						Fluoride[a]	
Y	1	250 ml	Plastic	N/A		Nitrate	Shealy
Y	3	50 ml	Glass vial	Vendor[b]		VOC	Shealy
N	2	250 ml	Glass-amber	N/A		SVOC	Shealy
N	1	250 ml	Plastic	N/A		Tritium	GEL
Y	2	1 liter	Plastic	HNO_3	201942	GAMMA	GEL
						Gross Alpha	GEL
						Gross Beta	
						Isotopic U (α Spec)	
						Isotopic U (ICP-MS)	
						Total U (ICP-MS)	
						Tc-99 (liquid scint)	

Notes: [a] Ensure there is no headspace in the bottle.
[b] Glass vials for VOC collection are acidified by the vendor supplying the vials.

Retain form in area for 1 year, in Records Room - 3 years and offsite - 57 years.

© 2020 Westinghouse Electric Company LLC.
All Rights Reserved.
Westinghouse Proprietary Class 2
PRINTED COPIES ARE UNCONTROLLED

Low Flow Groundwater Sample Collection Record

WELL NO: 85	SAMPLE ID: W-85-2021-Q4	DATE: 10/22/21
TOTAL WELL LENGTH (feet) (A): 47.78	WATER TABLE DEPTH (feet) (B): 20.66	LENGTH OF WATER COLUMN (feet) (A-B): 27.12
CASING DIAMATER / MATL (inches): 2"	WELL SCREEN INTERVAL DEPTH: 39 feet to 44 feet	CALCULATED SYSTEM VOLUME: 4.3

PURGING DATA

	TUBING DIAMETER (inches): 1/4		PURGE PUMP TYPE OR BAILER: PP
INITIAL PUMP OR TUBING DEPTH IN WELL (feet): 41.5	FINAL PUMP OR TUBING DEPTH IN WELL (feet): 41.5	PURGING START TIME: 1000	PURGING END TIME: 1108	TOTAL VOLUME PURGED (gallons): 6.6L

TIME (24 HR)	CUMUL. VOLUME PURGED (gallons)	PURGE RATE (gpm)	DEPTH TO WATER (feet)	ORP (mV)	pH (standard units)	TEMP. (°C)	SPEC. COND. (circle units) µmhos/cm or µS/cm	DISSOLVED OXYGEN (circle units) mg/L or % saturation	TURBIDITY (NTUs)	COLOR (describe)	ODOR (describe)
1003	0	100	21.01	-198.6	7.30	23.2	270.75	4.618	5.2	clear	none
1008	0.5	100	21.27	-226.9	7.29	20.7	348.2	0.898	7.3	clear	none
1013	1.1	120	21.35	-294.3	7.34	20.5	332.02	0.639	8.8	clear	none
1018	1.6	100	21.35	-314.7	7.95	20.6	247.71	1.134	17.8	clear	none
1023	2.1	100	21.35	-321.8	8.52	20.7	236.7	1.121	11.4	clear	none
1028	2.6	100	21.35	-311.3	7.68	20.6	246.53	1.168	5.1	clear	none
1033	3.1	100	21.35	-280.4	7.33	20.6	256.67	1.269	1.2	clear	none
1038	3.6	100	21.35	-266.5	7.18	20.9	257.34	1.273	1.9	clear	none
1043	4.1	100	21.35	-257.7	7.06	21.1	266.85	0.699	0.5	clear	none
1048	4.6	100	21.35	-251.3	7.00	21.1	271.33	1.082	0	clear	none
1053	5.1	100	21.35	-244.7	6.93	21.4	272.51	0.803	0.3	clear	none
1058	5.6	100	21.35	-237.3	6.83	21.3	274.00	0.405	5.3	clear	none
1103	6.1	100	21.35	-233.8	6.79	21.4	273.45	0.467	0.3	clear	none
1108	6.6	100	21.35	-231.5	6.75	21.2	274.85	0.456	0.0	clear	none

WELL CAPACITY (Gallons Per Foot): **0.75"** = 0.02; **1"** = 0.04; **1.25"** = 0.06; **2"** = 0.16; **3"** = 0.37; **4"** = 0.65; **5"** = 1.02; **6"** = 1.47; **12"** = 5.88
TUBING INSIDE DIA. CAPACITY (Gal./Ft.): **1/8"** = 0.0006; **3/16"** = 0.0014; **1/4"** = 0.0026; **5/16"** = 0.004; **3/8"** = 0.006; **1/2"** = 0.010; **5/8"** = 0.016
PURGING EQUIPMENT CODES: **B** = Bailer; **BP** = Bladder Pump; **ESP** = Electric Submersible Pump; **PP** = Peristaltic Pump; **O** = Other (Specify)

*Parent Procedure, other procedures may reference this form in ETAPS. * Procedure # ROP-06-007

Electronically approved records are authenticated in the electronic document management system.
Information included in this material is proprietary and confidential and cannot be disclosed or used for any reason beyond the intended purpose without the prior written consent of Westinghouse Electric Company LLC.
© 2021 Westinghouse Electric Company LLC. All Rights Reserved.

Westinghouse Proprietary Class 2
PRINTED COPIES ARE UNCONTROLLED

SAMPLING DATA

WELL No: 85	SAMPLED BY (PRINT) / AFFILIATION: RANDY CREWS		
SAMPLER(S) SIGNATURE(S): RC		SAMPLING START TIME: 1113	SAMPLING END TIME: 1139
TUBING MATERIAL CODE: T	PUMP OR TUBING DEPTH IN WELL (feet): 41.5	DUPLICATE: Y (N)	
FIELD DECONTAMINATION: PUMP Y (N)	TUBING (Y) N (replaced)	SAMPLE COLLECTION METHOD: LOW FLOW	

FIELD EQUIPMENT USED:	FIELD EQUIPMENT USED:	REMARKS:
MAKE:	MAKE:	
MODEL:	MODEL:	
SERIAL NO:	SERIAL NO:	

MATERIAL CODES: **AG** = Amber Glass; **CG** = Clear Glass; **HDPE** = High Density Polyethylene; **LDPE** = Low Density Polyethylene; **PP** = Polypropylene; **S** = Silicone; **T** = Teflon; **O** = Other (Specify)

NOTES:
1. STABILIZATION CRITERIA FOR RANGE OF VARIATION OF LAST THREE CONSECUTIVE READINGS:
pH: + 1.0 units **Temperature**: + 3% **Specific Conductance**: + 3% **Dissolved Oxygen**: optionally, + 0.2 mg/L or + 10% (whichever is greater) **ORP**: + 10 mV
Turbidity: all readings < 20 NTU; optionally + 5 NTU or + 10% (whichever is greater)

SAMPLED? Y OR N	# of bottles	Size	Material	Preservative	Preservative Lot Number	Analysis	Preferred Lab
Y	1	250 ml	Plastic	H_2SO_4	206168	Ammonia	WEC Chem Lab
Y	1	250 ml	Plastic	N/A		Conductivity[a]	WEC Chem Lab
						Fluoride[a]	
Y	1	250 ml	Plastic	N/A		Nitrate	Shealy
Y	3	50 ml	Glass vial	Vendor[b]		VOC	Shealy
N	2	250 ml	Glass-amber	N/A		SVOC[d]	Shealy
N	1	250 ml	Plastic	N/A		Tritium[c]	GEL
Y	2	1 liter	Plastic	HNO_3	201942	Gamma Spec[c]	GEL
						Gross Alpha	GEL
						Gross Beta	
						Isotopic U (α Spec)	
						Isotopic U (ICP-MS)	
						Total U (ICP-MS)	
						Tc-99 (liquid scint)	

Notes: [a] Ensure there is no headspace in the bottle.
[b] Glass vials for VOC collection are acidified by the vendor supplying the vials.
[c] Tritium and Gamma Spec Analysis are only performed on Wells W-7, W-10, W-13, W-15, W-16, W-18, W-22, W-24, W-26, W-29, W-30, W-32, W-33, W-39, W-41, W-43, W-44, W-47, W-48, and W-RW2 per NPDES SC0001848 requirements.
[d] SVOC analysis is only performed on Wells W-26, W-41, W-48, and W-RW2 per NPDES SC0001848 requirements.

Retain form in area for 1 year, in Records Room - 3 years and offsite - 57 years.

© 2021 Westinghouse Electric Company LLC.
All Rights Reserved.
Westinghouse Proprietary Class 2
PRINTED COPIES ARE UNCONTROLLED

Low Flow Groundwater Sample Collection Record

WELL NO: 86	SAMPLE ID: W-86-2021-Q4	DATE: 10/22/21
TOTAL WELL LENGTH (feet) (A): 38.17	WATER TABLE DEPTH (feet) (B): 19.35	LENGTH OF WATER COLUMN (feet) (A-B): 18.82
CASING DIAMATER / MATL (inches): 2"	WELL SCREEN INTERVAL DEPTH: 24 feet to 34 feet	CALCULATED SYSTEM VOLUME: 3.0

PURGING DATA

	TUBING DIAMETER (inches): 1/4		PURGE PUMP TYPE OR BAILER: PP
INITIAL PUMP OR TUBING DEPTH IN WELL (feet): 29.0	FINAL PUMP OR TUBING DEPTH IN WELL (feet): 29.0	PURGING START TIME: 0856	PURGING END TIME: 0919	TOTAL VOLUME PURGED (gallons): 2.7

TIME (24 HR)	CUMUL. VOLUME PURGED (gallons)	PURGE RATE (gpm)	DEPTH TO WATER (feet)	ORP (mV)	pH (standard units)	TEMP. (°C)	SPEC. COND. (circle units) µmhos/cm or µS/cm	DISSOLVED OXYGEN (circle units) mg/L or % saturation	TURBIDITY (NTUs)	COLOR (describe)	ODOR (describe)
0859	0	140	19.85	-12.77	5.97	20.0	269.61	3.794	24.1	clear	none
0904	0.7	140	20.16	-63.05	6.00	19.9	277.43	0.549	13.7	clear	none
0909	1.4	140	20.33	-74.01	6.02	19.8	277.70	0.368	15.9	clear	none
0914	2.0	120	20.45	-76.74	6.01	19.8	277.95	0.297	9.8	clear	none
0919	2.7	140	20.55	-76.82	5.98	19.9	277.71	0.314	12.9		

WELL CAPACITY (Gallons Per Foot): **0.75"** = 0.02; **1"** = 0.04; **1.25"** = 0.06; **2"** = 0.16; **3"** = 0.37; **4"** = 0.65; **5"** = 1.02; **6"** = 1.47; **12"** = 5.88
TUBING INSIDE DIA. CAPACITY (Gal./Ft.): **1/8"** = 0.0006; **3/16"** = 0.0014; **1/4"** = 0.0026; **5/16"** = 0.004; **3/8"** = 0.006; **1/2"** = 0.010; **5/8"** = 0.016

PURGING EQUIPMENT CODES: **B** = Bailer; **BP** = Bladder Pump; **ESP** = Electric Submersible Pump; **PP** = Peristaltic Pump; **O** = Other (Specify)

*Parent Procedure, other procedures may reference this form in ETAPS. * Procedure # ROP-06-007

Electronically approved records are authenticated in the electronic document management system.
Information included in this material is proprietary and confidential and cannot be disclosed or used for any reason beyond the intended purpose without the prior written consent of Westinghouse Electric Company LLC.
© 2021 Westinghouse Electric Company LLC. All Rights Reserved.

Westinghouse Proprietary Class 2
PRINTED COPIES ARE UNCONTROLLED

SAMPLING DATA

WELL No: 86	SAMPLED BY (PRINT) / AFFILIATION: Randy Crew		
SAMPLER(S) SIGNATURE(S): R Crew		SAMPLING START TIME: 0923	SAMPLING END TIME: 0949
TUBING MATERIAL CODE: T	PUMP OR TUBING DEPTH IN WELL (feet): 29.0	DUPLICATE: Y (N)	
FIELD DECONTAMINATION: PUMP Y (N) TUBING (Y) N (replaced)		SAMPLE COLLECTION METHOD: Low Flow	

FIELD EQUIPMENT USED:	FIELD EQUIPMENT USED:	REMARKS:
MAKE:	MAKE:	
MODEL:	MODEL:	
SERIAL NO:	SERIAL NO:	

MATERIAL CODES: **AG** = Amber Glass; **CG** = Clear Glass; **HDPE** = High Density Polyethylene; **LDPE** = Low Density Polyethylene; **PP** = Polypropylene; **S** = Silicone; **T** = Teflon; **O** = Other (Specify)

NOTES:
1. STABILIZATION CRITERIA FOR RANGE OF VARIATION OF LAST THREE CONSECUTIVE READINGS:
pH: + 1.0 units **Temperature**: + 3% **Specific Conductance**: + 3% **Dissolved Oxygen**: optionally, + 0.2 mg/L or + 10% (whichever is greater) **ORP**: + 10 mV
Turbidity: all readings < 20 NTU; optionally + 5 NTU or + 10% (whichever is greater)

SAMPLED? Y OR N	# of bottles	Size	Material	Preservative	Preservative Lot Number	Analysis	Preferred Lab
Y	1	250 ml	Plastic	H_2SO_4	204168	Ammonia	WEC Chem Lab
Y	1	250 ml	Plastic	N/A		Conductivity[a]	WEC Chem Lab
						Fluoride[a]	
Y	1	250 ml	Plastic	N/A		Nitrate	Shealy
Y	3	50 ml	Glass vial	Vendor[b]		VOC	Shealy
N	2	250 ml	Glass-amber	N/A		SVOC[d]	Shealy
N	1	250 ml	Plastic	N/A		Tritium[c]	GEL
Y	2	1 liter	Plastic	HNO_3	201942	Gamma Spec[c]	GEL
						Gross Alpha	GEL
						Gross Beta	
						Isotopic U (α Spec)	
						Isotopic U (ICP-MS)	
						Total U (ICP-MS)	
						Tc-99 (liquid scint)	

Notes: [a] Ensure there is no headspace in the bottle.
[b] Glass vials for VOC collection are acidified by the vendor supplying the vials.
[c] Tritium and Gamma Spec Analysis are only performed on Wells W-7, W-10, W-13, W-15, W-16, W-18, W-22, W-24, W-26, W-29, W-30, W-32, W-33, W-39, W-41, W-43, W-44, W-47, W-48, and W-RW2 per NPDES SC0001848 requirements.
[d] SVOC analysis is only performed on Wells W-26, W-41, W-48, and W-RW2 per NPDES SC0001848 requirements.

Retain form in area for 1 year, in Records Room - 3 years and offsite - 57 years.

© 2021 Westinghouse Electric Company LLC.
All Rights Reserved.
Westinghouse Proprietary Class 2
PRINTED COPIES ARE UNCONTROLLED

Low Flow Groundwater Sample Collection Record

WELL NO: W-87	SAMPLE ID: W-87-2021-Q4	DATE: 10-13-21
TOTAL WELL LENGTH (feet) (A): 32.90	WATER TABLE DEPTH (feet) (B): 8.10	LENGTH OF WATER COLUMN (feet) (A-B): 24.80
CASING DIAMATER / MATL (inches): 2 / PVC	WELL SCREEN INTERVAL DEPTH: 27 feet to 32 feet	CALCULATED SYSTEM VOLUME: 4.04

PURGING DATA

	TUBING DIAMETER (inches): 1/4			PURGE PUMP TYPE OR BAILER: PERISTALTIC
INITIAL PUMP OR TUBING DEPTH IN WELL (feet): 29.90	FINAL PUMP OR TUBING DEPTH IN WELL (feet): 29.90	PURGING START TIME: 1143	PURGING END TIME: 1225	TOTAL VOLUME PURGED (~~gallons~~ LITERS): 4.25

TIME (24 HR)	CUMUL. VOLUME PURGED (~~gallons~~ LITERS)	PURGE RATE (~~gpm~~ ML PM)	DEPTH TO WATER (feet)	ORP (mV)	pH (standard units)	TEMP. (°C)	SPEC. COND. (circle units) µmhos/cm or µS/cm	DISSOLVED OXYGEN (circle units) mg/L or % saturation	TURBIDITY (NTUs)	COLOR (describe)	ODOR (describe)
1145	INITIAL	150	8.38	14.85	6.17	25.30	106.89	5.19	42.78	CLOUDY	NO
1150	0.75	100	8.51	-33.01	6.15	23.91	111.55	0.64	73.57	"	"
1155	1.25	100	8.50	-37.77	6.16	24.36	110.72	0.42	55.01	"	"
1200	1.75	100	8.51	-44.00	6.21	24.35	109.97	0.37	54.40	"	"
1205	2.25	100	8.51	-51.35	6.30	24.40	108.25	0.32	52.93	"	"
1210	2.75	100	8.51	-37.58	6.07	24.28	108.38	0.36	53.46	"	"
1215	3.25	100	8.52	-57.17	6.31	24.30	108.66	0.26	50.64	"	"
1220	3.75	100	8.52	-62.24	6.32	24.34	108.19	0.25	52.84	"	"
1225	4.25	100	8.52	-66.32	6.34	24.25	108.16	0.24	56.93	"	"

WELL CAPACITY (Gallons Per Foot): **0.75"** = 0.02; **1"** = 0.04; **1.25"** = 0.06; **2"** = 0.16; **3"** = 0.37; **4"** = 0.65; **5"** = 1.02; **6"** = 1.47; **12"** = 5.88
TUBING INSIDE DIA. CAPACITY (Gal./Ft.): **1/8"** = 0.0006; **3/16"** = 0.0014; **1/4"** = 0.0026; **5/16"** = 0.004; **3/8"** = 0.006; **1/2"** = 0.010; **5/8"** = 0.016

PURGING EQUIPMENT CODES: **B** = Bailer; **BP** = Bladder Pump; **ESP** = Electric Submersible Pump; **PP** = Peristaltic Pump; **O** = Other (Specify)

*Parent Procedure, other procedures may reference this form in ETAPS. * Procedure # ROP-06-007

Electronically approved records are authenticated in the electronic document management system.

Information included in this material is proprietary and confidential and cannot be disclosed or used for any reason beyond the intended purpose without the prior written consent of Westinghouse Electric Company LLC.

© 2021 Westinghouse Electric Company LLC.
All Rights Reserved.

Westinghouse Proprietary Class 2
PRINTED COPIES ARE UNCONTROLLED

SAMPLING DATA

WELL No: W-87	SAMPLED BY (PRINT) / AFFILIATION: James Leuthart / AECOM		
SAMPLER(S) SIGNATURE(S):		SAMPLING START TIME: 1225	SAMPLING END TIME: 1255
TUBING MATERIAL CODE: T	PUMP OR TUBING DEPTH IN WELL (feet): 29.90	DUPLICATE: Y (N)	
FIELD DECONTAMINATION: PUMP Y (N) TUBING (Y) N (replaced)		SAMPLE COLLECTION METHOD: PERISTALTIC	

FIELD EQUIPMENT USED:	FIELD EQUIPMENT USED:	REMARKS:
MAKE: INSITU	MAKE: SOLINST	
MODEL: TROLL 600	MODEL: 107	
SERIAL NO: 808958	SERIAL NO: 56924	

MATERIAL CODES: **AG** = Amber Glass; **CG** = Clear Glass; **HDPE** = High Density Polyethylene; **LDPE** = Low Density Polyethylene; **PP** = Polypropylene; **S** = Silicone; **T** = Teflon; **O** = Other (Specify)

NOTES:
1. STABILIZATION CRITERIA FOR RANGE OF VARIATION OF LAST THREE CONSECUTIVE READINGS:
pH: + 1.0 units **Temperature**: + 3% **Specific Conductance**: + 3% **Dissolved Oxygen**: optionally, + 0.2 mg/L or + 10% (whichever is greater) **ORP**: + 10 mV
Turbidity: all readings < 20 NTU; optionally + 5 NTU or + 10% (whichever is greater)

SAMPLED? Y OR N	# of bottles	Size	Material	Preservative	Preservative Lot Number	Analysis	Preferred Lab
Y	1	250 ml	Plastic	H_2SO_4	206168	Ammonia	WEC Chem Lab
Y	1	250 ml	Plastic	N/A		~~Conductivity~~[a]	WEC Chem Lab
						Fluoride[a]	
Y	1	250 ml	Plastic	N/A		Nitrate	Shealy
Y	3	50 ml	Glass vial	Vendor[b]		VOC	Shealy
N	2	250 ml	Glass-amber	N/A		SVOC[d]	Shealy
N	1	250 ml	Plastic	N/A		Tritium[c]	GEL
Y	2	1 liter	Plastic	HNO_3	201942	Gamma Spec[c]	GEL
Y						Gross Alpha	GEL
						Gross Beta	
						Isotopic U (α Spec)	
						Isotopic U (ICP-MS)	
						Total U (ICP-MS)	
						Tc-99 (liquid scint)	

Notes: [a] Ensure there is no headspace in the bottle.
[b] Glass vials for VOC collection are acidified by the vendor supplying the vials.
[c] Tritium and Gamma Spec Analysis are only performed on Wells W-7, W-10, W-13, W-15, W-16, W-18, W-22, W-24, W-26, W-29, W-30, W-32, W-33, W-39, W-41, W-43, W-44, W-47, W-48, and W-RW2 per NPDES SC0001848 requirements.
[d] SVOC analysis is only performed on Wells W-26, W-41, W-48, and W-RW2 per NPDES SC0001848 requirements.

Retain form in area for 1 year, in Records Room - 3 years and offsite - 57 years.

© 2021 Westinghouse Electric Company LLC.
All Rights Reserved.

Westinghouse Proprietary Class 2
PRINTED COPIES ARE UNCONTROLLED

Low Flow Groundwater Sample Collection Record

WELL NO: 88	SAMPLE ID: W-88-2021-Q4	DATE: 10/21/21
TOTAL WELL LENGTH (feet) (A): 44.40	WATER TABLE DEPTH (feet) (B): 22.8	LENGTH OF WATER COLUMN (feet) (A-B): 21.6
CASING DIAMATER / MATL (inches): 2 11	WELL SCREEN INTERVAL DEPTH: 15 feet to 25. feet	CALCULATED SYSTEM VOLUME: 3.5

PURGING DATA

	TUBING DIAMETER (inches): 1/4		PURGE PUMP TYPE OR BAILER: PP
INITIAL PUMP OR TUBING DEPTH IN WELL (feet): 20.0	FINAL PUMP OR TUBING DEPTH IN WELL (feet): 20.0	PURGING START TIME: 1046	PURGING END TIME: 1109	TOTAL VOLUME PURGED (gallons): 2.8

TIME (24 HR)	CUMUL. VOLUME PURGED (gallons)	PURGE RATE (gpm)	DEPTH TO WATER (feet)	ORP (mV)	pH (standard units)	TEMP. (°C)	SPEC. COND. (circle units) µmhos/cm or µS/cm	DISSOLVED OXYGEN (circle units) mg/L or % saturation	TURBIDITY (NTUs)	COLOR (describe)	ODOR (describe)
1049	0	140	22.95	69.8	5.69	23.5	21.12	6.950	0	CLEAR	NONE
1054	0.7	140	23.05	79.37	5.64	20.1	77.28	6.514	0	CLEAR	NONE
1059	1.4	140	23.1	82.27	5.64	19.7	75.50	6.485	0.1	CLEAR	NONE
1104	2.1	140	23.12	87.02	5.64	19.4	75.32	6.439	0	CLEAR	NONE
1109	2.8	140	23.13	91.02	5.63	19.3	75.71	6.508	0	CLEAR	NONE

WELL CAPACITY (Gallons Per Foot): **0.75"** = 0.02; **1"** = 0.04; **1.25"** = 0.06; **2"** = 0.16; **3"** = 0.37; **4"** = 0.65; **5"** = 1.02; **6"** = 1.47; **12"** = 5.88
TUBING INSIDE DIA. CAPACITY (Gal./Ft.): **1/8"** = 0.0006; **3/16"** = 0.0014; **1/4"** = 0.0026; **5/16"** = 0.004; **3/8"** = 0.006; **1/2"** = 0.010; **5/8"** = 0.016

PURGING EQUIPMENT CODES: **B** = Bailer; **BP** = Bladder Pump; **ESP** = Electric Submersible Pump; **PP** = Peristaltic Pump; **O** = Other (Specify)

*Parent Procedure, other procedures may reference this form in ETAPS. * Procedure # ROP-06-007

Electronically approved records are authenticated in the electronic document management system.

Information included in this material is proprietary and confidential and cannot be disclosed or used for any reason beyond the intended purpose without the prior written consent of Westinghouse Electric Company LLC.

© 2021 Westinghouse Electric Company LLC.
All Rights Reserved.

Westinghouse Proprietary Class 2
PRINTED COPIES ARE UNCONTROLLED

SAMPLING DATA

WELL No: 88	SAMPLED BY (PRINT) / AFFILIATION: RANDY CREWS		
SAMPLER(S) SIGNATURE(S): RCrews		SAMPLING START TIME: 1112	SAMPLING END TIME: 1130
TUBING MATERIAL CODE: T	PUMP OR TUBING DEPTH IN WELL (feet): 20	DUPLICATE: Y (N)	
FIELD DECONTAMINATION: PUMP Y (N)	TUBING (Y) N (replaced)	SAMPLE COLLECTION METHOD: LOW FLOW	

FIELD EQUIPMENT USED:	FIELD EQUIPMENT USED:	REMARKS:
MAKE:	MAKE:	
MODEL:	MODEL:	
SERIAL NO:	SERIAL NO:	

MATERIAL CODES: **AG** = Amber Glass; **CG** = Clear Glass; **HDPE** = High Density Polyethylene; **LDPE** = Low Density Polyethylene; **PP** = Polypropylene; **S** = Silicone; **T** = Teflon; **O** = Other (Specify)

NOTES:
1. STABILIZATION CRITERIA FOR RANGE OF VARIATION OF LAST THREE CONSECUTIVE READINGS:
pH: + 1.0 units **Temperature**: + 3% **Specific Conductance**: + 3% **Dissolved Oxygen**: optionally, + 0.2 mg/L or + 10% (whichever is greater) **ORP**: + 10 mV
Turbidity: all readings < 20 NTU; optionally + 5 NTU or + 10% (whichever is greater)

SAMPLED? Y OR N	# of bottles	Size	Material	Preservative	Preservative Lot Number	Analysis	Preferred Lab
Y	1	250 ml	Plastic	H_2SO_4	206168	Ammonia	WEC Chem Lab
Y	1	250 ml	Plastic	N/A		Conductivity[a]	WEC Chem Lab
						Fluoride[a]	
Y	1	250 ml	Plastic	N/A		Nitrate	Shealy
Y	3	50 ml	Glass vial	Vendor[b]		VOC	Shealy
N	2	250 ml	Glass-amber	N/A		SVOC[d]	Shealy
N	1	250 ml	Plastic	N/A		Tritium[c]	GEL
Y	2	1 liter	Plastic	HNO_3	201942	Gamma Spec[c]	GEL
						Gross Alpha	GEL
						Gross Beta	
						Isotopic U (α Spec)	
						Isotopic U (ICP-MS)	
						Total U (ICP-MS)	
						Tc-99 (liquid scint)	

Notes: [a] Ensure there is no headspace in the bottle.
[b] Glass vials for VOC collection are acidified by the vendor supplying the vials.
[c] Tritium and Gamma Spec Analysis are only performed on Wells W-7, W-10, W-13, W-15, W-16, W-18, W-22, W-24, W-26, W-29, W-30, W-32, W-33, W-39, W-41, W-43, W-44, W-47, W-48, and W-RW2 per NPDES SC0001848 requirements.
[d] SVOC analysis is only performed on Wells W-26, W-41, W-48, and W-RW2 per NPDES SC0001848 requirements.

Retain form in area for 1 year, in Records Room - 3 years and offsite - 57 years.

© 2021 Westinghouse Electric Company LLC.
All Rights Reserved.
Westinghouse Proprietary Class 2
PRINTED COPIES ARE UNCONTROLLED

TITLE: LOW FLOW GROUNDWATER SAMPLE COLLECTION RECORD
TYPE: REFERENCE USE
DATE: 10-07-21

FORM NO: ROF-06-007-2
REFERENCE NO: NONE
REVISION: 6

Low Flow Groundwater Sample Collection Record

WELL NO: 89	SAMPLE ID: W-89-2021-Q4	DATE: 10/21/21
TOTAL WELL LENGTH (feet) (A): 28.10	WATER TABLE DEPTH (feet) (B): 21.4	LENGTH OF WATER COLUMN (feet) (A-B): 6.7
CASING DIAMATER / MATL (inches): 2"	WELL SCREEN INTERVAL DEPTH: ~~19.8~~ 19.8 feet to 15 → 25 feet	CALCULATED SYSTEM VOLUME: 1.1

REC 10/21/21

PURGING DATA

~~23 → 28~~

	TUBING DIAMETER (inches): 1/4			PURGE PUMP TYPE OR BAILER: PP
INITIAL PUMP OR TUBING DEPTH IN WELL (feet): ~~25.5~~ 20.0	FINAL PUMP OR TUBING DEPTH IN WELL (feet): ~~25.5~~ 20.0	PURGING START TIME: 1143	PURGING END TIME: 1205	TOTAL VOLUME PURGED (~~gallons~~): 2.8 L

TIME (24 HR)	CUMUL. VOLUME PURGED (gallons)	PURGE RATE (gpm)	DEPTH TO WATER (feet) 10/21/21 REC	ORP (mV)	pH (standard units)	TEMP. (°C)	SPEC. COND. (circle units) µmhos/cm or µS/cm	DISSOLVED OXYGEN (circle units) mg/L or % saturation	TURBIDITY (NTUs)	COLOR (describe)	ODOR (describe)
1145	0	140	21.42	86.49	5.43	25.1	67.91	6.360	0.7	CLEAR	NONE
1150	0.7	140	21.43	93.64	5.48	20.3	63.42	6.288	0.5	CLEAR	NONE
1155	1.4	140	21.43	96.55	5.48	20.2	63.70	6.161	0	CLEAR	NONE
1200	2.1	140	21.43	100.22	5.49	20.1	64.59	6.171	0.3	CLEAR	NONE
1205	2.8	140	21.43	101.9	5.49	20.4	65.12	6.081	0.2	CLEAR	NONE

WELL CAPACITY (Gallons Per Foot): **0.75"** = 0.02; **1"** = 0.04; **1.25"** = 0.06; **2"** = 0.16; **3"** = 0.37; **4"** = 0.65; **5"** = 1.02; **6"** = 1.47; **12"** = 5.88
TUBING INSIDE DIA. CAPACITY (Gal./Ft.): **1/8"** = 0.0006; **3/16"** = 0.0014; **1/4"** = 0.0026; **5/16"** = 0.004; **3/8"** = 0.006; **1/2"** = 0.010; **5/8"** = 0.016
PURGING EQUIPMENT CODES: **B** = Bailer; **BP** = Bladder Pump; **ESP** = Electric Submersible Pump; **PP** = Peristaltic Pump; **O** = Other (Specify)

*Parent Procedure, other procedures may reference this form in ETAPS. * Procedure # ROP-06-007

Electronically approved records are authenticated in the electronic document management system.

Information included in this material is proprietary and confidential and cannot be disclosed or used for any reason beyond the intended purpose without the prior written consent of Westinghouse Electric Company LLC.

© 2021 Westinghouse Electric Company LLC. All Rights Reserved.

Westinghouse Proprietary Class 2
PRINTED COPIES ARE UNCONTROLLED

SAMPLING DATA

WELL No: 89	SAMPLED BY (PRINT) / AFFILIATION: Randy Crews		
SAMPLER(S) SIGNATURE(S): RC		SAMPLING START TIME: 1208	SAMPLING END TIME: 1130
TUBING MATERIAL CODE: T	PUMP OR TUBING DEPTH IN WELL (feet):	DUPLICATE: Y (N)	
FIELD DECONTAMINATION: PUMP Y (N)	TUBING (Y) N (replaced)	SAMPLE COLLECTION METHOD: Low Flow	

FIELD EQUIPMENT USED:	FIELD EQUIPMENT USED:	REMARKS:
MAKE:	MAKE:	EB-01-102121 Collect After Well complete
MODEL:	MODEL:	
SERIAL NO:	SERIAL NO:	

MATERIAL CODES: AG = Amber Glass; CG = Clear Glass; HDPE = High Density Polyethylene; LDPE = Low Density Polyethylene; PP = Polypropylene; S = Silicone; T = Teflon; O = Other (Specify)

NOTES:
1. STABILIZATION CRITERIA FOR RANGE OF VARIATION OF LAST THREE CONSECUTIVE READINGS:
pH: + 1.0 units **Temperature**: + 3% **Specific Conductance**: + 3% **Dissolved Oxygen**: optionally, + 0.2 mg/L or + 10% (whichever is greater) **ORP**: + 10 mV
Turbidity: all readings < 20 NTU; optionally + 5 NTU or + 10% (whichever is greater)

SAMPLED? Y OR N	# of bottles	Size	Material	Preservative	Preservative Lot Number	Analysis	Preferred Lab
Y	1	250 ml	Plastic	H_2SO_4		Ammonia	WEC Chem Lab
Y	1	250 ml	Plastic	N/A		Conductivity[a]	WEC Chem Lab
						Fluoride[a]	
Y	1	250 ml	Plastic	N/A		Nitrate	Shealy
Y	3	50 ml	Glass vial	Vendor[b]		VOC	Shealy
N	2	250 ml	Glass-amber	N/A		SVOC[d]	Shealy
N	1	250 ml	Plastic	N/A		Tritium[c]	GEL
Y	2	1 liter	Plastic	HNO_3		Gamma Spec[c]	GEL
						Gross Alpha	GEL
						Gross Beta	
						Isotopic U (α Spec)	
						Isotopic U (ICP-MS)	
						Total U (ICP-MS)	
						Tc-99 (liquid scint)	

Notes: [a] Ensure there is no headspace in the bottle.
[b] Glass vials for VOC collection are acidified by the vendor supplying the vials.
[c] Tritium and Gamma Spec Analysis are only performed on Wells W-7, W-10, W-13, W-15, W-16, W-18, W-22, W-24, W-26, W-29, W-30, W-32, W-33, W-39, W-41, W-43, W-44, W-47, W-48, and W-RW2 per NPDES SC0001848 requirements.
[d] SVOC analysis is only performed on Wells W-26, W-41, W-48, and W-RW2 per NPDES SC0001848 requirements.

Retain form in area for 1 year, in Records Room - 3 years and offsite - 57 years.

© 2021 Westinghouse Electric Company LLC.
All Rights Reserved.
Westinghouse Proprietary Class 2
PRINTED COPIES ARE UNCONTROLLED

Low Flow Groundwater Sample Collection Record

WELL NO: W-90	SAMPLE ID: W-90-2021-Q4	DATE: 10-20-21
TOTAL WELL LENGTH (feet) (A): 43.01	WATER TABLE DEPTH (feet) (B): 26.71	LENGTH OF WATER COLUMN (feet) (A-B): 16.3
CASING DIAMATER / MATL (inches): 2" / PVC	WELL SCREEN INTERVAL DEPTH: 35 feet to 40 feet	CALCULATED SYSTEM VOLUME: 2.66

PURGING DATA

	TUBING DIAMETER (inches): 1/4		PURGE PUMP TYPE OR BAILER: PERISTALTIC

INITIAL PUMP OR TUBING DEPTH IN WELL (feet): 40	FINAL PUMP OR TUBING DEPTH IN WELL (feet): 40	PURGING START TIME: 1103	PURGING END TIME: 1126	TOTAL VOLUME PURGED (gallons): 3.2

TIME (24 HR)	CUMUL. VOLUME PURGED (gallons) LITERS	PURGE RATE (gpm) mL/Min	DEPTH TO WATER (feet)	ORP (mV)	pH (standard units)	TEMP. (°C)	SPEC. COND. (circle units) µmhos/cm or µS/cm	DISSOLVED OXYGEN (circle units) mg/L or % saturation	TURBIDITY (NTUs)	COLOR (describe) LITERS	ODOR (describe)
1106	INITIAL	160	26.88	156.98	5.21	21.52	70.67	7.40	31.39	CLEAR	NO
1111	0.80	160	26.92	247.74	5.16	19.82	73.83	5.93	0.48	"	"
1116	1.60	160	26.92	259.18	5.15	19.74	74.30	5.85	1.70	"	"
1121	2.40	160	26.92	262.94	5.15	19.86	74.36	5.87	2.00	"	"
1126	3.20	160	26.92	265.02	5.15	19.80	74.28	5.92	2.47	"	"

WELL CAPACITY (Gallons Per Foot): **0.75"** = 0.02; **1"** = 0.04; **1.25"** = 0.06; **2"** = 0.16; **3"** = 0.37; **4"** = 0.65; **5"** = 1.02; **6"** = 1.47; **12"** = 5.88
TUBING INSIDE DIA. CAPACITY (Gal./Ft.): **1/8"** = 0.0006; **3/16"** = 0.0014; **1/4"** = 0.0026; **5/16"** = 0.004; **3/8"** = 0.006; **1/2"** = 0.010; **5/8"** = 0.016
PURGING EQUIPMENT CODES: **B** = Bailer; **BP** = Bladder Pump; **ESP** = Electric Submersible Pump; **PP** = Peristaltic Pump; **O** = Other (Specify)

*Parent Procedure, other procedures may reference this form in ETAPS. * Procedure # ROP-06-007

Electronically approved records are authenticated in the electronic document management system.
Information included in this material is proprietary and confidential and cannot be disclosed or used for any reason beyond the intended purpose without the prior written consent of Westinghouse Electric Company LLC.
© 2021 Westinghouse Electric Company LLC. All Rights Reserved.

Westinghouse Proprietary Class 2
PRINTED COPIES ARE UNCONTROLLED

SAMPLING DATA

WELL No: 6-90	SAMPLED BY (PRINT) / AFFILIATION: JAMES LOCKHART / AECOM		
SAMPLER(S) SIGNATURE(S): JLockhart		SAMPLING START TIME: 1127	SAMPLING END TIME: 1152
TUBING MATERIAL CODE: T	PUMP OR TUBING DEPTH IN WELL (feet): 40	DUPLICATE: Y (N)	
FIELD DECONTAMINATION: PUMP Y (N) TUBING (Y) N (replaced)		SAMPLE COLLECTION METHOD: PERISTALTIC	

FIELD EQUIPMENT USED:	FIELD EQUIPMENT USED:	REMARKS:
MAKE: INSITU	MAKE: SOLINST	
MODEL: TROLL 600	MODEL: 107	
SERIAL NO: 868958	SERIAL NO: 56924	

MATERIAL CODES: **AG** = Amber Glass; **CG** = Clear Glass; **HDPE** = High Density Polyethylene; **LDPE** = Low Density Polyethylene; **PP** = Polypropylene; **S** = Silicone; **T** = Teflon; **O** = Other (Specify)

NOTES:
1. STABILIZATION CRITERIA FOR RANGE OF VARIATION OF LAST THREE CONSECUTIVE READINGS:
pH: + 1.0 units **Temperature**: + 3% **Specific Conductance**: + 3% **Dissolved Oxygen**: optionally, + 0.2 mg/L or + 10% (whichever is greater) **ORP**: + 10 mV
Turbidity: all readings < 20 NTU; optionally + 5 NTU or + 10% (whichever is greater)

SAMPLED? Y OR N	# of bottles	Size	Material	Preservative	Preservative Lot Number	Analysis	Preferred Lab
Y	1	250 ml	Plastic	H_2SO_4	206168	Ammonia	WEC Chem Lab
Y	1	250 ml	Plastic	N/A		~~Conductivity~~[a]	WEC Chem Lab
						Fluoride[a]	
Y	1	250 ml	Plastic	N/A		Nitrate	Shealy
Y	3	50 ml	Glass vial	Vendor[b]		VOC	Shealy
N	2	250 ml	Glass-amber	N/A		SVOC[d]	Shealy
N	1	250 ml	Plastic	N/A		Tritium[c]	GEL
Y	2	1 liter	Plastic	HNO_3	201942	Gamma Spec[c]	GEL
						Gross Alpha	GEL
						Gross Beta	
						Isotopic U (α Spec)	
						Isotopic U (ICP-MS)	
						Total U (ICP-MS)	
						Tc-99 (liquid scint)	

Notes: [a] Ensure there is no headspace in the bottle.
[b] Glass vials for VOC collection are acidified by the vendor supplying the vials.
[c] Tritium and Gamma Spec Analysis are only performed on Wells W-7, W-10, W-13, W-15, W-16, W-18, W-22, W-24, W-26, W-29, W-30, W-32, W-33, W-39, W-41, W-43, W-44, W-47, W-48, and W-RW2 per NPDES SC0001848 requirements.
[d] SVOC analysis is only performed on Wells W-26, W-41, W-48, and W-RW2 per NPDES SC0001848 requirements.

Retain form in area for 1 year, in Records Room - 3 years and offsite - 57 years.

© 2021 Westinghouse Electric Company LLC.
All Rights Reserved.

Westinghouse Proprietary Class 2
PRINTED COPIES ARE UNCONTROLLED

Low Flow Groundwater Sample Collection Record

WELL NO: W-91	SAMPLE ID: W-91-2021-Q4	DATE: 10-20-21
TOTAL WELL LENGTH (feet) (A): 28.25	WATER TABLE DEPTH (feet) (B): 26.53	LENGTH OF WATER COLUMN (feet) (A-B): 1.72
CASING DIAMATER / MATL (inches): 2" / PVC	WELL SCREEN INTERVAL DEPTH: 15 feet to 25 feet	CALCULATED SYSTEM VOLUME: 0.28

PURGING DATA

	TUBING DIAMETER (inches): 1/4		PURGE PUMP TYPE OR BAILER: PERISTALTIC
INITIAL PUMP OR TUBING DEPTH IN WELL (feet): 27.50	FINAL PUMP OR TUBING DEPTH IN WELL (feet): 27.50	PURGING START TIME: 1155	PURGING END TIME: 1219	TOTAL VOLUME PURGED ~~(gallons)~~ LITERS: 2.00

TIME (24 HR)	CUMUL. VOLUME PURGED ~~(gallons)~~ LITERS	PURGE RATE ~~(gpm)~~ mL/m	DEPTH TO WATER (feet)	ORP (mV)	pH (standard units)	TEMP. (°C)	SPEC. COND. (circle units) µmhos/cm or µS/cm	DISSOLVED OXYGEN (circle units) mg/L or % saturation	TURBIDITY (NTUs)	COLOR (describe)	ODOR (describe)
1159	INITIAL	100	26.74	212.41	5.08	22.62	59.83	6.92	36.22	CLEAR	NO
1204	0.50	100	26.81	265.21	5.12	20.63	60.31	5.44	3.56	"	"
1209	1.00	100	26.85	263.64	5.14	20.63	60.20	5.34	0.69	"	"
1214	1.50	100	26.87	265.62	5.14	20.57	60.05	5.35	0.15	"	"
1219	2.00	100	26.87	269.62	5.14	20.59	60.11	5.37	0.59	"	"

WELL CAPACITY (Gallons Per Foot): **0.75"** = 0.02; **1"** = 0.04; **1.25"** = 0.06; **2"** = 0.16; **3"** = 0.37; **4"** = 0.65; **5"** = 1.02; **6"** = 1.47; **12"** = 5.88
TUBING INSIDE DIA. CAPACITY (Gal./Ft.): **1/8"** = 0.0006; **3/16"** = 0.0014; **1/4"** = 0.0026; **5/16"** = 0.004; **3/8"** = 0.006; **1/2"** = 0.010; **5/8"** = 0.016

PURGING EQUIPMENT CODES: **B** = Bailer; **BP** = Bladder Pump; **ESP** = Electric Submersible Pump; **PP** = Peristaltic Pump; **O** = Other (Specify)

*Parent Procedure, other procedures may reference this form in ETAPS. *** Procedure #** ROP-06-007

Electronically approved records are authenticated in the electronic document management system.

Information included in this material is proprietary and confidential and cannot be disclosed or used for any reason beyond the intended purpose without the prior written consent of Westinghouse Electric Company LLC.

© 2020 Westinghouse Electric Company LLC.
All Rights Reserved.

Westinghouse Proprietary Class 2
PRINTED COPIES ARE UNCONTROLLED

SAMPLING DATA

ELL No: D-91	SAMPLED BY (PRINT) / AFFILIATION: JAMES LEAPHART / AECOM		
SAMPLER(S) SIGNATURE(S): JLeaphart		SAMPLING START TIME: 1220	SAMPLING END TIME: 1250
TUBING MATERIAL CODE: T	PUMP OR TUBING DEPTH IN WELL (feet): 27.50	DUPLICATE: Y (N)	
FIELD DECONTAMINATION: PUMP Y (N) TUBING (Y) N (replaced)		SAMPLE COLLECTION METHOD: PERISTALTIC	

FIELD EQUIPMENT USED:	FIELD EQUIPMENT USED:	REMARKS:
MAKE: HYDROLAB	MAKE: SOLINST	
MODEL: TROLL 600	MODEL: 107	
SERIAL NO: 808958	SERIAL NO: 56924	

MATERIAL CODES: **AG** = Amber Glass; **CG** = Clear Glass; **HDPE** = High Density Polyethylene; **LDPE** = Low Density Polyethylene; **PP** = Polypropylene; **S** = Silicone; **T** = Teflon; **O** = Other (Specify)

NOTES:
1. STABILIZATION CRITERIA FOR RANGE OF VARIATION OF LAST THREE CONSECUTIVE READINGS:
   pH: + 1.0 units **Temperature**: + 3% **Specific Conductance**: + 3% **Dissolved Oxygen**: optionally, + 0.2 mg/L or + 10% (whichever is greater) **ORP**: + 10 mV
   Turbidity: all readings < 20 NTU; optionally + 5 NTU or + 10% (whichever is greater)

SAMPLED? Y OR N	# of bottles	Size	Material	Preservative	Preservative Lot Number	Analysis	Preferred Lab
Y	1	250 ml	Plastic	H_2SO_4	206168	Ammonia	WEC Chem Lab
Y	1	250 ml	Plastic	N/A		~~Conductivity~~[a]	WEC Chem Lab
						Fluoride[a]	
Y	1	250 ml	Plastic	N/A		Nitrate	Shealy
Y	3	50 ml	Glass vial	Vendor[b]		VOC	Shealy
N	2	250 ml	Glass-amber	N/A		SVOC	Shealy
N	1	250 ml	Plastic	N/A		Tritium	GEL
Y	2	1 liter	Plastic	HNO_3	201942		
						Gross Alpha	GEL
						Gross Beta	
						Isotopic U (α Spec)	
						Isotopic U (ICP-MS)	
						Total U (ICP-MS)	
						Tc-99 (liquid scint)	

Notes: [a] Ensure there is no headspace in the bottle.
[b] Glass vials for VOC collection are acidified by the vendor supplying the vials.

Retain form in area for 1 year, in Records Room - 3 years and offsite - 57 years.

© 2020 Westinghouse Electric Company LLC. All Rights Reserved.

Westinghouse Proprietary Class 2
PRINTED COPIES ARE UNCONTROLLED

Low Flow Groundwater Sample Collection Record

WELL NO: W-92	SAMPLE ID: W-92-2021-Q4	DATE: 10-22-21
TOTAL WELL LENGTH (feet) (A): 36.92	WATER TABLE DEPTH (feet) (B): 16.22	LENGTH OF WATER COLUMN (feet) (A-B): 20.70
CASING DIAMATER / MATL (inches): 2" / PVC	WELL SCREEN INTERVAL DEPTH: 29 feet to 34 feet	CALCULATED SYSTEM VOLUME: 3.37

PURGING DATA

	TUBING DIAMETER (inches): 1/4		PURGE PUMP TYPE OR BAILER: PERISTALTIC
INITIAL PUMP OR TUBING DEPTH IN WELL (feet): 33.0	FINAL PUMP OR TUBING DEPTH IN WELL (feet): 33.0	PURGING START TIME: 1136	PURGING END TIME: 1158 / TOTAL VOLUME PURGED (gallons): 4.0

TIME (24 HR)	CUMUL. VOLUME PURGED (gallons)	PURGE RATE (gpm)	DEPTH TO WATER (feet)	ORP (mV)	pH (standard units)	TEMP. (°C)	SPEC. COND. (circle units) µmhos/cm or µS/cm	DISSOLVED OXYGEN (circle units) mg/L or % saturation	TURBIDITY (NTUs)	COLOR (describe)	ODOR (describe)
1138	INITIAL	200	16.25	-43.41	6.01	20.07	242.22	2.19	0.24	CLEAR	NO
1143	1.00	200	16.25	-62.68	6.01	19.34	252.33	0.44	1.90	"	"
1148	2.00	200	16.25	-70.53	6.02	19.15	255.64	0.30	1.17	"	"
1153	3.00	200	16.25	-70.85	5.97	19.08	253.66	0.24	1.10	"	"
1158	4.00	200	16.25	-74.97	5.98	19.16	253.02	0.20	0	"	"

WELL CAPACITY (Gallons Per Foot): **0.75"** = 0.02; **1"** = 0.04; **1.25"** = 0.06; **2"** = 0.16; **3"** = 0.37; **4"** = 0.65; **5"** = 1.02; **6"** = 1.47; **12"** = 5.88
TUBING INSIDE DIA. CAPACITY (Gal./Ft.): **1/8"** = 0.0006; **3/16"** = 0.0014; **1/4"** = 0.0026; **5/16"** = 0.004; **3/8"** = 0.006; **1/2"** = 0.010; **5/8"** = 0.016

PURGING EQUIPMENT CODES: **B** = Bailer; **BP** = Bladder Pump; **ESP** = Electric Submersible Pump; **PP** = Peristaltic Pump; **O** = Other (Specify)

*Parent Procedure, other procedures may reference this form in ETAPS. * Procedure # ROP-06-007

Electronically approved records are authenticated in the electronic document management system.

Information included in this material is proprietary and confidential and cannot be disclosed or used for any reason beyond the intended purpose without the prior written consent of Westinghouse Electric Company LLC.

© 2021 Westinghouse Electric Company LLC.
All Rights Reserved

Westinghouse Proprietary Class 2
PRINTED COPIES ARE UNCONTROLLED

SAMPLING DATA

WELL No: W-92	SAMPLED BY (PRINT) / AFFILIATION: James Leaphart / AECOM		
SAMPLER(S) SIGNATURE(S):		SAMPLING START TIME: 1201	SAMPLING END TIME: 1222
TUBING MATERIAL CODE: T	PUMP OR TUBING DEPTH IN WELL (feet): 33.0	DUPLICATE: Y (N)	
FIELD DECONTAMINATION: PUMP Y (N) TUBING (Y) N (replaced)		SAMPLE COLLECTION METHOD: PERISTALTIC	

FIELD EQUIPMENT USED:	FIELD EQUIPMENT USED:	REMARKS:
MAKE: INSITU	MAKE: SOLINST	
MODEL: TROLL 600	MODEL: 107	
SERIAL NO: 808958	SERIAL NO: 56924	

MATERIAL CODES: **AG** = Amber Glass; **CG** = Clear Glass; **HDPE** = High Density Polyethylene; **LDPE** = Low Density Polyethylene; **PP** = Polypropylene; **S** = Silicone; **T** = Teflon; **O** = Other (Specify)

NOTES:
1. STABILIZATION CRITERIA FOR RANGE OF VARIATION OF LAST THREE CONSECUTIVE READINGS:
pH: + 1.0 units **Temperature**: + 3% **Specific Conductance**: + 3% **Dissolved Oxygen**: optionally, + 0.2 mg/L or + 10% (whichever is greater) **ORP**: + 10 mV
Turbidity: all readings < 20 NTU; optionally + 5 NTU or + 10% (whichever is greater)

SAMPLED? Y OR N	# of bottles	Size	Material	Preservative	Preservative Lot Number	Analysis	Preferred Lab
Y	1	250 ml	Plastic	H_2SO_4	206168	Ammonia	WEC Chem Lab
Y	1	250 ml	Plastic	N/A		~~Conductivity~~[a]	WEC Chem Lab
						Fluoride[a]	
Y	1	250 ml	Plastic	N/A		Nitrate	Shealy
Y	3	50 ml	Glass vial	Vendor[b]		VOC	Shealy
N	2	250 ml	Glass-amber	N/A		SVOC[d]	Shealy
N	1	250 ml	Plastic	N/A		Tritium[c]	GEL
Y	2	1 liter	Plastic	HNO_3	201942	Gamma Spec[c]	GEL
						Gross Alpha	GEL
						Gross Beta	
						Isotopic U (α Spec)	
						Isotopic U (ICP-MS)	
						Total U (ICP-MS)	
						Tc-99 (liquid scint)	

Notes: [a] Ensure there is no headspace in the bottle.
[b] Glass vials for VOC collection are acidified by the vendor supplying the vials.
[c] Tritium and Gamma Spec Analysis are only performed on Wells W-7, W-10, W-13, W-15, W-16, W-18, W-22, W-24, W-26, W-29, W-30, W-32, W-33, W-39, W-41, W-43, W-44, W-47, W-48, and W-RW2 per NPDES SC0001848 requirements.
[d] SVOC analysis is only performed on Wells W-26, W-41, W-48, and W-RW2 per NPDES SC0001848 requirements.

Retain form in area for 1 year, in Records Room - 3 years and offsite - 57 years.

© 2021 Westinghouse Electric Company LLC.
All Rights Reserved.
Westinghouse Proprietary Class 2
PRINTED COPIES ARE UNCONTROLLED

Low Flow Groundwater Sample Collection Record

WELL NO: W-93	SAMPLE ID: W-93-2021-Q4	DATE: 10-6-21
TOTAL WELL LENGTH (feet) (A): 35.00	WATER TABLE DEPTH (feet) (B): 9.48	LENGTH OF WATER COLUMN (feet) (A-B): 25.52
CASING DIAMATER / MATL (inches): 2" / PVC	WELL SCREEN INTERVAL DEPTH: 30 feet to 35 feet	CALCULATED SYSTEM VOLUME: 4.14

PURGING DATA

	TUBING DIAMETER (inches): 1/4			PURGE PUMP TYPE OR BAILER: PERISTALTIC
INITIAL PUMP OR TUBING DEPTH IN WELL (feet): 32	FINAL PUMP OR TUBING DEPTH IN WELL (feet): 32	PURGING START TIME: 0915	PURGING END TIME: 0947	TOTAL VOLUME PURGED (~~gallons~~ LITERS): 6.00

TIME (24 HR)	CUMUL. VOLUME PURGED (~~gallons~~ LITERS)	PURGE RATE (~~gpm~~ mL PM)	DEPTH TO WATER (feet)	ORP (mV)	pH (standard units)	TEMP. (°C)	SPEC. COND. (circle units) µmhos/cm or µS/cm	DISSOLVED OXYGEN (circle units) mg/L or % saturation	TURBIDITY (NTUs)	COLOR (describe)	ODOR (describe)
0917	INITIAL	200	9.70	110.77	5.90	23.99	126.68	4.12	0	CLEAR	NO
0922	1.00	200	9.69	206.50	5.41	23.60	123.39	1.70	0.26	"	"
0927	2.00	200	9.69	231.67	5.37	23.48	122.32	1.51	0.05	"	"
0932	3.00	200	9.69	241.93	5.35	23.46	122.12	1.45	0.08	"	"
0937	4.00	200	9.69	247.94	5.37	23.34	121.97	1.40	0.17	"	"
0942	5.00	200	9.69	252.16	5.36	23.31	122.03	1.39	0.55	"	"
0947	6.00	200	9.69	255.85	5.35	23.29	122.04	1.40	1.98	"	"

WELL CAPACITY (Gallons Per Foot): **0.75"** = 0.02; **1"** = 0.04; **1.25"** = 0.06; **2"** = 0.16; **3"** = 0.37; **4"** = 0.65; **5"** = 1.02; **6"** = 1.47; **12"** = 5.88
TUBING INSIDE DIA. CAPACITY (Gal./Ft.): **1/8"** = 0.0006; **3/16"** = 0.0014; **1/4"** = 0.0026; **5/16"** = 0.004; **3/8"** = 0.006; **1/2"** = 0.010; **5/8"** = 0.016

PURGING EQUIPMENT CODES: **B** = Bailer; **BP** = Bladder Pump; **ESP** = Electric Submersible Pump; **PP** = Peristaltic Pump; **O** = Other (Specify)

*Parent Procedure, other procedures may reference this form in ETAPS. * Procedure # ROP-06-007

Electronically approved records are authenticated in the electronic document management system.
Information included in this material is proprietary and confidential and cannot be disclosed or used for any reason beyond the intended purpose without the prior written consent of Westinghouse Electric Company LLC.
© 2020 Westinghouse Electric Company LLC.
All Rights Reserved.

Westinghouse Proprietary Class 2
PRINTED COPIES ARE UNCONTROLLED

SAMPLING DATA

WELL No: W-93	SAMPLED BY (PRINT) / AFFILIATION: JAMES LEADHART / AECOM		
SAMPLER(S) SIGNATURE(S): JLeadhart		SAMPLING START TIME: 0949	SAMPLING END TIME: 1015
TUBING MATERIAL CODE: T	PUMP OR TUBING DEPTH IN WELL (feet): 32	DUPLICATE: Y (N)	
FIELD DECONTAMINATION: PUMP Y (N)	TUBING (Y) N (replaced)	SAMPLE COLLECTION METHOD: PERISTALTIC	

FIELD EQUIPMENT USED:	FIELD EQUIPMENT USED:	REMARKS:
MAKE: INSITU	MAKE: SOLINST	
MODEL: TROLL 600	MODEL: 107	
SERIAL NO: 808958	SERIAL NO: 56924	

MATERIAL CODES: **AG** = Amber Glass; **CG** = Clear Glass; **HDPE** = High Density Polyethylene; **LDPE** = Low Density Polyethylene; **PP** = Polypropylene; **S** = Silicone; **T** = Teflon; **O** = Other (Specify)

NOTES:
1. STABILIZATION CRITERIA FOR RANGE OF VARIATION OF LAST THREE CONSECUTIVE READINGS:
pH: + 1.0 units **Temperature**: + 3% **Specific Conductance**: + 3% **Dissolved Oxygen**: optionally, + 0.2 mg/L or + 10% (whichever is greater) **ORP**: + 10 mV
Turbidity: all readings < 20 NTU; optionally + 5 NTU or + 10% (whichever is greater)

SAMPLED? Y OR N	# of bottles	Size	Material	Preservative	Preservative Lot Number	Analysis	Preferred Lab
Y	1	250 ml	Plastic	H_2SO_4	206168	Ammonia	WEC Chem Lab
Y	1	250 ml	Plastic	N/A		~~Conductivity~~	WEC Chem Lab
						Fluoride[a]	
Y	1	250 ml	Plastic	N/A		Nitrate	Shealy
Y	3	50 ml	Glass vial	Vendor[b]		VOC	Shealy
N	2	250 ml	Glass-amber	N/A		SVOC	Shealy
N	1	250 ml	Plastic	N/A		Tritium	GEL
Y	2	1 liter	Plastic	HNO_3	201942	~~RAD~~ GAMMA SPEC	
						Gross Alpha	GEL
						Gross Beta	
						Isotopic U (α Spec)	
						Isotopic U (ICP-MS)	
						Total U (ICP-MS)	
						Tc-99 (liquid scint)	

Notes: [a] Ensure there is no headspace in the bottle.
[b] Glass vials for VOC collection are acidified by the vendor supplying the vials.

Retain form in area for 1 year, in Records Room - 3 years and offsite - 57 years.

© 2020 Westinghouse Electric Company LLC.
All Rights Reserved.
Westinghouse Proprietary Class 2
PRINTED COPIES ARE UNCONTROLLED

Low Flow Groundwater Sample Collection Record

WELL NO: W-94	SAMPLE ID: W-94-2021-Q4	DATE: 10-26-21
TOTAL WELL LENGTH (feet) (A): 32.15	WATER TABLE DEPTH (feet) (B): 10.49	LENGTH OF WATER COLUMN (feet) (A-B): 21.66
CASING DIAMATER / MATL (inches): 2" / PVC	WELL SCREEN INTERVAL DEPTH: 24.5 feet to 29.5 feet	CALCULATED SYSTEM VOLUME: 3.53

PURGING DATA

	TUBING DIAMETER (inches): 1/4		PURGE PUMP TYPE OR BAILER: PERISTALTIC
INITIAL PUMP OR TUBING DEPTH IN WELL (feet): 39.15	FINAL PUMP OR TUBING DEPTH IN WELL (feet): 39.15	PURGING START TIME: 1000	PURGING END TIME: 1022	TOTAL VOLUME PURGED (~~gallons~~ LITERS): 3.00

TIME (24 HR)	CUMUL. VOLUME PURGED (~~gallons~~ LITERS)	PURGE RATE (~~gpm~~ mL Pm)	DEPTH TO WATER (feet)	ORP (mV)	pH (standard units)	TEMP. (°C)	SPEC. COND. (circle units) µmhos/cm or µS/cm	DISSOLVED OXYGEN (circle units) mg/L or % saturation	TURBIDITY (NTUs)	COLOR (describe)	ODOR (describe)
1002	INITIAL	150	10.57	-6.83	6.41	17.96	14	7.17	0	CLEAR	NO
1007	0.75	150	10.58	-38.18	6.02	17.72	163.19	0.53	0	"	"
1012	1.50	150	10.58	-41.61	5.99	17.69	162.83	0.30	0	"	"
1017	2.25	150	10.58	-44.26	5.98	17.70	163.60	0.24	0.80	"	"
1022	3.00	150	10.58	-46.78	6.00	17.69	163.84	0.21	0.11	"	"

WELL CAPACITY (Gallons Per Foot): **0.75"** = 0.02; **1"** = 0.04; **1.25"** = 0.06; **2"** = 0.16; **3"** = 0.37; **4"** = 0.65; **5"** = 1.02; **6"** = 1.47; **12"** = 5.88
TUBING INSIDE DIA. CAPACITY (Gal./Ft.): **1/8"** = 0.0006; **3/16"** = 0.0014; **1/4"** = 0.0026; **5/16"** = 0.004; **3/8"** = 0.006; **1/2"** = 0.010; **5/8"** = 0.016

PURGING EQUIPMENT CODES: **B** = Bailer; **BP** = Bladder Pump; **ESP** = Electric Submersible Pump; **PP** = Peristaltic Pump; **O** = Other (Specify)

*Parent Procedure, other procedures may reference this form in ETAPS. * Procedure # ROP-06-007

Electronically approved records are authenticated in the electronic document management system.

Information included in this material is proprietary and confidential and cannot be disclosed or used for any reason beyond the intended purpose without the prior written consent of Westinghouse Electric Company LLC.

© 2021 Westinghouse Electric Company LLC.
All Rights Reserved.

Westinghouse Proprietary Class 2
PRINTED COPIES ARE UNCONTROLLED

SAMPLING DATA

WELL No: W-94	SAMPLED BY (PRINT) / AFFILIATION: JAMES LEAPHART / AECOM		
SAMPLER(S) SIGNATURE(S): JLeaphart		SAMPLING START TIME: 1024	SAMPLING END TIME: 1041
TUBING MATERIAL CODE: T	PUMP OR TUBING DEPTH IN WELL (feet): 39.15	DUPLICATE: Y (N)	
FIELD DECONTAMINATION: PUMP Y (N) TUBING (Y) N (replaced)		SAMPLE COLLECTION METHOD: PERISTALTIC	

FIELD EQUIPMENT USED:	FIELD EQUIPMENT USED:	REMARKS:
MAKE: INSITU	MAKE: SOLINST	
MODEL: TROLL 600	MODEL: 107	
SERIAL NO: 808958	SERIAL NO: 56924	

MATERIAL CODES: **AG** = Amber Glass; **CG** = Clear Glass; **HDPE** = High Density Polyethylene; **LDPE** = Low Density Polyethylene; **PP** = Polypropylene; **S** = Silicone; **T** = Teflon; **O** = Other (Specify)

NOTES:
1. STABILIZATION CRITERIA FOR RANGE OF VARIATION OF LAST THREE CONSECUTIVE READINGS:
pH: + 1.0 units **Temperature**: + 3% **Specific Conductance**: + 3% **Dissolved Oxygen**: optionally, + 0.2 mg/L or + 10% (whichever is greater) **ORP**: + 10 mV
Turbidity: all readings < 20 NTU; optionally + 5 NTU or + 10% (whichever is greater)

SAMPLED? Y OR N	# of bottles	Size	Material	Preservative	Preservative Lot Number	Analysis	Preferred Lab
Y	1	250 ml	Plastic	H_2SO_4	20668	Ammonia	WEC Chem Lab
Y	1	250 ml	Plastic	N/A		~~Conductivity~~[a]	WEC Chem Lab
						Fluoride[a]	
Y	1	250 ml	Plastic	N/A		Nitrate	Shealy
Y	3	50 ml	Glass vial	Vendor[b]		VOC	Shealy
N	2	250 ml	Glass-amber	N/A		SVOC[d]	Shealy
N	1	250 ml	Plastic	N/A		Tritium[c]	GEL
Y	2	1 liter	Plastic	HNO_3	201942	Gamma Spec[c]	GEL
Y						Gross Alpha	GEL
						Gross Beta	
						Isotopic U (α Spec)	
						Isotopic U (ICP-MS)	
						Total U (ICP-MS)	
						Tc-99 (liquid scint)	

Notes: [a] Ensure there is no headspace in the bottle.
[b] Glass vials for VOC collection are acidified by the vendor supplying the vials.
[c] Tritium and Gamma Spec Analysis are only performed on Wells W-7, W-10, W-13, W-15, W-16, W-18, W-22, W-24, W-26, W-29, W-30, W-32, W-33, W-39, W-41, W-43, W-44, W-47, W-48, and W-RW2 per NPDES SC0001848 requirements.
[d] SVOC analysis is only performed on Wells W-26, W-41, W-48, and W-RW2 per NPDES SC0001848 requirements.

Retain form in area for 1 year, in Records Room - 3 years and offsite - 57 years.

© 2021 Westinghouse Electric Company LLC.
All Rights Reserved.
Westinghouse Proprietary Class 2
PRINTED COPIES ARE UNCONTROLLED

Low Flow Groundwater Sample Collection Record

WELL NO: W-95	SAMPLE ID: W-95-2021-Q4	DATE: 10-26-21
TOTAL WELL LENGTH (feet) (A): 36.27	WATER TABLE DEPTH (feet) (B): 9.14	LENGTH OF WATER COLUMN (feet) (A-B): 27.13
CASING DIAMATER / MATL (inches): 2" / PVC	WELL SCREEN INTERVAL DEPTH: 28.5 feet to 33.5 feet	CALCULATED SYSTEM VOLUME: 4.42

PURGING DATA

TUBING DIAMETER (inches): 1/4				
INITIAL PUMP OR TUBING DEPTH IN WELL (feet): 33.27	FINAL PUMP OR TUBING DEPTH IN WELL (feet): 33.27	PURGING START TIME: 1050	PURGING END TIME: 1112	TOTAL VOLUME PURGED (gallons): 2.80

TIME (24 HR)	CUMUL. VOLUME PURGED (gallons) ~~LITERS~~	PURGE RATE (gpm) ~~mL Per~~	DEPTH TO WATER (feet)	ORP (mV)	pH (standard units)	TEMP. (°C)	SPEC COND. (circle units) µmhos/cm or µS/cm	DISSOLVED OXYGEN (circle units) mg/L or % saturation	TURBIDITY (NTUs)	CO OR (describe) ~~LITERS~~	ODOR (describe)
1052	INITIAL	140	9.14	-8.20	6.05	18.28	208.10	2.66	51.03	CLOUDY	
1057	0.70	140	9.14	-74.44		18.14	229.94	0.42	27.66	CLEAR	
1102	1.40	140	9.14		6.22	18.10	230.32	0.28	8.65	"	
1107	2.10	140	9.14	-84.35	6.22	18.17	231.02	0.23	2.82	"	
1112	2.80	140	9.14	-86.90	6.23	18.16	232.63	0.19	2.89	"	

WELL CAPACITY (Gallons Per Foot): **0.75"** = 0.02; **1"** = 0.04; **1.25"** = 0.06; **2"** = 0.16; **3"** = 0.37; **4"** = 0.65; **5"** = 1.02; **6"** = 1.47; **12"** = 5.88
TUBING INSIDE DIA. CAPACITY (Gal./Ft.): **1/8"** = 0.0006; **3/16"** = 0.0014; **1/4"** = 0.0026; **5/16"** = 0.004; **3/8"** = 0.006; **1/2"** = 0.010; **5/8"** = 0.016

PURGING EQUIPMENT CODES: **B** = Bailer; **BP** = Bladder Pump; **ESP** = Electric Submersible Pump; **PP** = Peristaltic Pump; **O** = Other (Specify)

*Parent Procedure, other procedures may reference this form in ETAPS. * Procedure # ROP-06-007

Electronically approved records are authenticated in the electronic document management system.
Information included in this material is proprietary and confidential and cannot be disclosed or used for any reason beyond the intended purpose without the prior written consent of Westinghouse Electric Company LLC.
© 2021 Westinghouse Electric Company LLC. All Rights Reserved.

SAMPLING DATA

WELL No: W-95	SAMPLED BY (PRINT) / AFFILIATION: JAMES LEAPHART / AECOM		
SAMPLER(S) SIGNATURE(S): JLeaphart		SAMPLING START TIME: 1113	SAMPLING END TIME: 1130
TUBING MATERIAL CODE: T	PUMP OR TUBING DEPTH IN WELL (feet): 33.27	DUPLICATE: Y (N)	
FIELD DECONTAMINATION: PUMP Y (N) TUBING (Y) N (replaced)		SAMPLE COLLECTION METHOD: PERISTALTIC	

FIELD EQUIPMENT USED:	FIELD EQUIPMENT USED:	REMARKS:
MAKE: INSITU	MAKE: SOLINST	
MODEL: TROLL 600	MODEL: 107	
SERIAL NO: 808958	SERIAL NO: 56924	

MATERIAL CODES: **AG** = Amber Glass; **CG** = Clear Glass; **HDPE** = High Density Polyethylene; **LDPE** = Low Density Polyethylene; **PP** = Polypropylene; **S** = Silicone; **T** = Teflon; **O** = Other (Specify)

NOTES:
1. STABILIZATION CRITERIA FOR RANGE OF VARIATION OF LAST THREE CONSECUTIVE READINGS:
pH: + 1.0 units **Temperature**: + 3% **Specific Conductance**: + 3% **Dissolved Oxygen**: optionally, + 0.2 mg/L or + 10% (whichever is greater) **ORP**: + 10 mV
Turbidity: all readings < 20 NTU; optionally + 5 NTU or + 10% (whichever is greater)

SAMPLED? Y OR N	# of bottles	Size	Material	Preservative	Preservative Lot Number	Analysis	Preferred Lab
Y	1	250 ml	Plastic	H_2SO_4	206168	Ammonia	WEC Chem Lab
Y	1	250 ml	Plastic	N/A		~~Conductivity~~[a]	WEC Chem Lab
						Fluoride[a]	
Y	1	250 ml	Plastic	N/A		Nitrate	Shealy
Y	3	50 ml	Glass vial	Vendor[b]		VOC	Shealy
N	2	250 ml	Glass-amber	N/A		SVOC[d]	Shealy
N	1	250 ml	Plastic	N/A		Tritium[c]	GEL
Y	2	1 liter	Plastic	HNO_3	201942	Gamma Spec[c]	GEL
						Gross Alpha	GEL
						Gross Beta	
						Isotopic U (α Spec)	
						Isotopic U (ICP-MS)	
						Total U (ICP-MS)	
						Tc-99 (liquid scint)	

Notes: [a] Ensure there is no headspace in the bottle.
[b] Glass vials for VOC collection are acidified by the vendor supplying the vials.
[c] Tritium and Gamma Spec Analysis are only performed on Wells W-7, W-10, W-13, W-15, W-16, W-18, W-22, W-24, W-26, W-29, W-30, W-32, W-33, W-39, W-41, W-43, W-44, W-47, W-48, and W-RW2 per NPDES SC0001848 requirements.
[d] SVOC analysis is only performed on Wells W-26, W-41, W-48, and W-RW2 per NPDES SC0001848 requirements.

Retain form in area for 1 year, in Records Room - 3 years and offsite - 57 years.

© 2021 Westinghouse Electric Company LLC.
All Rights Reserved.

Westinghouse Proprietary Class 2
PRINTED COPIES ARE UNCONTROLLED

Low Flow Groundwater Sample Collection Record

WELL NO: 96	SAMPLE ID: W-96-2021-Q4	DATE: 10/25/21
TOTAL WELL LENGTH (feet) (A): 32.82	WATER TABLE DEPTH (feet) (B): 9.62	LENGTH OF WATER COLUMN (feet) (A-B): 23.2
CASING DIAMATER / MATL (inches): 2"	WELL SCREEN INTERVAL DEPTH: 25 feet to 30 feet	CALCULATED SYSTEM VOLUME: 3.7

PURGING DATA

	TUBING DIAMETER (inches): 1/4		PURGE PUMP TYPE OR BAILER: PP

INITIAL PUMP OR TUBING DEPTH IN WELL (feet): 27.5	FINAL PUMP OR TUBING DEPTH IN WELL (feet): 27.5	PURGING START TIME: 0826	PURGING END TIME: 0853	TOTAL VOLUME PURGED (gallons): 4.3L

TIME (24 HR)	CUMUL. VOLUME PURGED (gallons)	PURGE RATE (gpm)	DEPTH TO WATER (feet)	ORP (mV)	pH (standard units)	TEMP. (°C)	SPEC. COND. (circle units) µmhos/cm or µS/cm	DISSOLVED OXYGEN (circle units) mg/L or % saturation	TURBIDITY (NTUs)	COLOR (describe)	ODOR (describe)
0828	0	~~180~~ 160	9.62	-208.34	6.40	19.9	280.88	1.754	10.4	CLEAR	NONE
0833	0.8	160	9.62	-208.13	6.40	19.4	280.85	0.416	0.7	CLEAR	NONE
0838	1.6	160	9.62	-210.89	6.42	19.3	279.30	0.368	10.3	CLEAR	NONE
0843	2.5	180	9.62	-211.77	6.42	19.2	277.44	0.171	6.2	CLEAR	NONE
0848	3.4	180	9.62	-211.68	6.40	19.2	277.06	0.147	17.1	CLEAR	NONE
0853	4.3	180	9.62	-209.23	6.35	19.2	275.51	0.206	0.6	CLEAR	NONE

WELL CAPACITY (Gallons Per Foot): **0.75"** = 0.02; **1"** = 0.04; **1.25"** = 0.06; **2"** = 0.16; **3"** = 0.37; **4"** = 0.65; **5"** = 1.02; **6"** = 1.47; **12"** = 5.88
TUBING INSIDE DIA. CAPACITY (Gal./Ft.): **1/8"** = 0.0006; **3/16"** = 0.0014; **1/4"** = 0.0026; **5/16"** = 0.004; **3/8"** = 0.006; **1/2"** = 0.010; **5/8"** = 0.016

PURGING EQUIPMENT CODES: **B** = Bailer; **BP** = Bladder Pump; **ESP** = Electric Submersible Pump; **PP** = Peristaltic Pump; **O** = Other (Specify)

*Parent Procedure, other procedures may reference this form in ETAPS. * Procedure # ROP-06-007

Electronically approved records are authenticated in the electronic document management system.
Information included in this material is proprietary and confidential and cannot be disclosed or used for any reason beyond the intended purpose without the prior written consent of Westinghouse Electric Company LLC.
© 2021 Westinghouse Electric Company LLC.

SAMPLING DATA

WELL No:	SAMPLED BY (PRINT) / AFFILIATION:		
96	Randy Crews		
SAMPLER(S) SIGNATURE(S):		SAMPLING START TIME: 0855	SAMPLING END TIME: 0945
TUBING MATERIAL CODE: T	PUMP OR TUBING DEPTH IN WELL (feet):		DUPLICATE: Y (N)
FIELD DECONTAMINATION: PUMP Y (N)	TUBING (Y) N (replaced)	SAMPLE COLLECTION METHOD: Low Flow	

FIELD EQUIPMENT USED:	FIELD EQUIPMENT USED:	REMARKS: MS / MSD Collected
MAKE:	MAKE:	
MODEL:	MODEL:	
SERIAL NO:	SERIAL NO:	

MATERIAL CODES: **AG** = Amber Glass; **CG** = Clear Glass; **HDPE** = High Density Polyethylene; **LDPE** = Low Density Polyethylene; **PP** = Polypropylene; **S** = Silicone; **T** = Teflon; **O** = Other (Specify)

NOTES:
1. **STABILIZATION CRITERIA FOR RANGE OF VARIATION OF LAST THREE CONSECUTIVE READINGS:**
   pH: + 1.0 units **Temperature:** + 3% **Specific Conductance:** + 3% **Dissolved Oxygen:** optionally, + 0.2 mg/L or + 10% (whichever is greater) **ORP:** + 10 mV
   Turbidity: all readings < 20 NTU; optionally + 5 NTU or + 10% (whichever is greater)

SAMPLED? Y OR N	# of bottles	Size	Material	Preservative	Preservative Lot Number	Analysis	Preferred Lab
Y	1	250 ml	Plastic	H_2SO_4	206168	Ammonia	WEC Chem Lab
Y	1	250 ml	Plastic	N/A		Conductivity[a]	WEC Chem Lab
						Fluoride[a]	
Y	1	250 ml	Plastic	N/A		Nitrate	Shealy
Y	3	50 ml	Glass vial	Vendor[b]		VOC	Shealy
N	2	250 ml	Glass-amber	N/A		SVOC[d]	Shealy
N	1	250 ml	Plastic	N/A		Tritium[c]	GEL
Y	2	1 liter	Plastic	HNO_3	201942	Gamma Spec[c]	GEL
						Gross Alpha	GEL
						Gross Beta	
						Isotopic U (α Spec)	
						Isotopic U (ICP-MS)	
						Total U (ICP-MS)	
						Tc-99 (liquid scint)	

Notes: [a] Ensure there is no headspace in the bottle.
[b] Glass vials for VOC collection are acidified by the vendor supplying the vials.
[c] Tritium and Gamma Spec Analysis are only performed on Wells W-7, W-10, W-13, W-15, W-16, W-18, W-22, W-24, W-26, W-29, W-30, W-32, W-33, W-39, W-41, W-43, W-44, W-47, W-48, and W-RW2 per NPDES SC0001848 requirements.
[d] SVOC analysis is only performed on Wells W-26, W-41, W-48, and W-RW2 per NPDES SC0001848 requirements.

Retain form in area for 1 year, in Records Room - 3 years and offsite - 57 years.

© 2021 Westinghouse Electric Company LLC.

Low Flow Groundwater Sample Collection Record

WELL NO: 97	SAMPLE ID: W-97-2021-Q4	DATE: 10/25/21
TOTAL WELL LENGTH (feet) (A): 21.90	WATER TABLE DEPTH (feet) (B): 6.0	LENGTH OF WATER COLUMN (feet) (A-B): 15.9
CASING DIAMATER / MATL (inches): 2"	WELL SCREEN INTERVAL DEPTH: 13 feet to 18 feet	CALCULATED SYSTEM VOLUME: 2.5

PURGING DATA

	TUBING DIAMETER (inches): 1/4		PURGE PUMP TYPE OR BAILER: PP
INITIAL PUMP OR TUBING DEPTH IN WELL (feet): 15.5	FINAL PUMP OR TUBING DEPTH IN WELL (feet): 15.5	PURGING START TIME: 1326	PURGING END TIME: 13.48	TOTAL VOLUME PURGED (gallons): 4.0

TIME (24 HR)	CUMUL. VOLUME PURGED (gallons)	PURGE RATE (gpm)	DEPTH TO WATER (feet)	ORP (mV)	pH (standard units)	TEMP. (°C)	SPEC. COND. (circle units) µmhos/cm or µS/cm	DISSOLVED OXYGEN (circle units) mg/L or % saturation	TURBIDITY (NTUs)	COLOR (describe)	ODOR (describe)
1328	0	200	6.0	-126.04	6.08	23.3	249.61	2.186	15	CLEAR	NONE
1333	1.0	200	6.0	-99.76	6.12	19.9	247.21	0.703	0.4	CLEAR	NONE
1338	2.0	200	6.0	-95.11	6.18	19.7	248.74	0.283	0	CLEAR	NONE
1343	3.0	200	6.0	-93.86	6.24	19.7	249.65	0.307	0	CLEAR	NONE
1348	4.0	200	6.0	-93.73	6.30	19.6	250.03	0.342	0	CLEAR	NONE

WELL CAPACITY (Gallons Per Foot): **0.75"** = 0.02; **1"** = 0.04; **1.25"** = 0.06; **2"** = 0.16; **3"** = 0.37; **4"** = 0.65; **5"** = 1.02; **6"** = 1.47; **12"** = 5.88
TUBING INSIDE DIA. CAPACITY (Gal./Ft.): **1/8"** = 0.0006; **3/16"** = 0.0014; **1/4"** = 0.0026; **5/16"** = 0.004; **3/8"** = 0.006; **1/2"** = 0.010; **5/8"** = 0.016
PURGING EQUIPMENT CODES: **B** = Bailer; **BP** = Bladder Pump; **ESP** = Electric Submersible Pump; **PP** = Peristaltic Pump; **O** = Other (Specify)

*Parent Procedure, other procedures may reference this form in ETAPS. * Procedure # ROP-06-007

Electronically approved records are authenticated in the electronic document management system.
Information included in this material is proprietary and confidential and cannot be disclosed or used for any reason beyond the intended purpose without the prior written consent of Westinghouse Electric Company LLC.
© 2021 Westinghouse Electric Company LLC.

SAMPLING DATA

WELL No: 97	SAMPLED BY (PRINT) / AFFILIATION: Randy Crews		
SAMPLER(S) SIGNATURE(S): RC		SAMPLING START TIME: 1350	SAMPLING END TIME: 1427
TUBING MATERIAL CODE: T	PUMP OR TUBING DEPTH IN WELL (feet): 15.5	DUPLICATE: (Y) N	
FIELD DECONTAMINATION: PUMP Y (N)	TUBING (Y) N (replaced)	SAMPLE COLLECTION METHOD: Low Flow	

FIELD EQUIPMENT USED:	FIELD EQUIPMENT USED:	REMARKS:
MAKE:	MAKE:	
MODEL:	MODEL:	
SERIAL NO:	SERIAL NO:	

MATERIAL CODES: AG = Amber Glass; CG = Clear Glass; HDPE = High Density Polyethylene; LDPE = Low Density Polyethylene; PP = Polypropylene; S = Silicone; T = Teflon; O = Other (Specify)

NOTES:
1. STABILIZATION CRITERIA FOR RANGE OF VARIATION OF LAST THREE CONSECUTIVE READINGS:
pH: + 1.0 units **Temperature:** + 3% **Specific Conductance:** + 3% **Dissolved Oxygen:** optionally, + 0.2 mg/L or + 10% (whichever is greater) **ORP:** + 10 mV **Turbidity:** all readings < 20 NTU; optionally + 5 NTU or + 10% (whichever is greater)

SAMPLED? Y OR N	# of bottles	Size	Material	Preservative	Preservative Lot Number	Analysis	Preferred Lab
Y	1	250 ml	Plastic	H_2SO_4	206168	Ammonia	WEC Chem Lab
Y	1	250 ml	Plastic	N/A		Conductivity[a]	WEC Chem Lab
						Fluoride[a]	
Y	1	250 ml	Plastic	N/A		Nitrate	Shealy
Y	3	50 ml	Glass vial	Vendor[b]		VOC	Shealy
N	2	250 ml	Glass-amber	N/A		SVOC[d]	Shealy
N	1	250 ml	Plastic	N/A		Tritium[c]	GEL
Y	2	1 liter	Plastic	HNO_3	201942	Gamma Spec[c]	GEL
						Gross Alpha	GEL
						Gross Beta	
						Isotopic U (α Spec)	
						Isotopic U (ICP-MS)	
						Total U (ICP-MS)	
						Tc-99 (liquid scint)	

Notes: [a] Ensure there is no headspace in the bottle.
[b] Glass vials for VOC collection are acidified by the vendor supplying the vials.
[c] Tritium and Gamma Spec Analysis are only performed on Wells W-7, W-10, W-13, W-15, W-16, W-18, W-22, W-24, W-26, W-29, W-30, W-32, W-33, W-39, W-41, W-43, W-44, W-47, W-48, and W-RW2 per NPDES SC0001848 requirements.
[d] SVOC analysis is only performed on Wells W-26, W-41, W-48, and W-RW2 per NPDES SC0001848 requirements.

Retain form in area for 1 year, in Records Room - 3 years and offsite - 57 years.

© 2021 Westinghouse Electric Company LLC. All Rights Reserved

Westinghouse Proprietary Class 2
PRINTED COPIES ARE UNCONTROLLED

Low Flow Groundwater Sample Collection Record

WELL NO: W-98	SAMPLE ID: W-98-2021-Q4	DATE: 10-19-21
TOTAL WELL LENGTH (feet) (A): 29.85	WATER TABLE DEPTH (feet) (B): 24.45	LENGTH OF WATER COLUMN (feet) (A-B): 5.40
CASING DIAMATER / MATL (inches): 2" / PVC	WELL SCREEN INTERVAL DEPTH: 17 feet to 27 feet	CALCULATED SYSTEM VOLUME: 0.88

PURGING DATA

	TUBING DIAMETER (inches): 1/4		PURGE PUMP TYPE OR BAILER: Redi Flo 2
INITIAL PUMP OR TUBING DEPTH IN WELL (feet): 25	FINAL PUMP OR TUBING DEPTH IN WELL (feet): 25	PURGING START TIME: 1415	PURGING END TIME: 1450

TOTAL VOLUME PURGED ~~(gallons)~~ Liters

TIME (24 HR)	CUMUL. VOLUME PURGED ~~(gallons)~~ Liters	PURGE RATE ~~(gpm)~~ mL/min	DEPTH TO WATER (feet)	ORP (mV)	pH (standard units)	TEMP. (°C)	SPEC. COND. (circle units) µmhos/cm or µS/cm	DISSOLVED OXYGEN (circle units) mg/L or % saturation	TURBIDITY (NTUs)	COLOR (describe)	ODOR (describe)
1419	INITIAL	100	24.58	98.34	6.52	22.39	169.86	4.85	2.2	CLEAR	NO
1424	0.50	100	24.63	256.33	5.15	20.57	170.38	0.86	24.54	"	"
1429	1.00	100	24.65	265.20	5.14	20.56	168.47	0.65	14.78	"	"
1434	1.50	100	24.65	267.56	5.13	20.48	167.56	0.58	10.09	"	"
1439	2.00	100	24.65	251.61	5.14	20.53	167.51	0.59	6.13	"	"
1445	2.50	100	24.65	258.15	5.15	20.77	167.06	0.57	1.66	"	"
1450	3.00	100	24.65	261.54	5.15	20.58	167.95	0.58	1.25	"	"

WELL CAPACITY (Gallons Per Foot): **0.75"** = 0.02; **1"** = 0.04; **1.25"** = 0.06; **2"** = 0.16; **3"** = 0.37; **4"** = 0.65; **5"** = 1.02; **6"** = 1.47; **12"** = 5.88
TUBING INSIDE DIA. CAPACITY (Gal./Ft.): **1/8"** = 0.0006; **3/16"** = 0.0014; **1/4"** = 0.0026; **5/16"** = 0.004; **3/8"** = 0.006; **1/2"** = 0.010; **5/8"** = 0.016

PURGING EQUIPMENT CODES: **B** = Bailer; **BP** = Bladder Pump; **ESP** = Electric Submersible Pump; **PP** = Peristaltic Pump; **O** = Other (Specify)

*Parent Procedure, other procedures may reference this form in ETAPS. * Procedure # ROP-06-007

Electronically approved records are authenticated in the electronic document management system.

Information included in this material is proprietary and confidential and cannot be disclosed or used for any reason beyond the intended purpose without the prior written consent of Westinghouse Electric Company LLC.

© 2021 Westinghouse Electric Company LLC.
All Rights Reserved.

Westinghouse Proprietary Class 2
PRINTED COPIES ARE UNCONTROLLED

SAMPLING DATA

WELL No: U-98	SAMPLED BY (PRINT) / AFFILIATION: James Leathart / AECOM		
SAMPLER(S) SIGNATURE(S): JLeathart		SAMPLING START TIME: 1451	SAMPLING END TIME: 1520
TUBING MATERIAL CODE: T	PUMP OR TUBING DEPTH IN WELL (feet): 25	DUPLICATE: Y (N)	
FIELD DECONTAMINATION: PUMP Y (N) TUBING (Y) N (replaced)		SAMPLE COLLECTION METHOD: PERISTALTIC	

FIELD EQUIPMENT USED:	FIELD EQUIPMENT USED:	REMARKS:
MAKE: INSITU	MAKE: SOLINST	
MODEL: TROLL 600	MODEL: 107	
SERIAL NO: 808958	SERIAL NO: 56924	

MATERIAL CODES: **AG** = Amber Glass; **CG** = Clear Glass; **HDPE** = High Density Polyethylene; **LDPE** = Low Density Polyethylene; **PP** = Polypropylene; **S** = Silicone; **T** = Teflon; **O** = Other (Specify)

NOTES:
1. **STABILIZATION CRITERIA FOR RANGE OF VARIATION OF LAST THREE CONSECUTIVE READINGS:**
pH: + 1.0 units Temperature: + 3% Specific Conductance: + 3% Dissolved Oxygen: optionally, + 0.2 mg/L or + 10% (whichever is greater) ORP: + 10 mV Turbidity: all readings < 20 NTU; optionally + 5 NTU or + 10% (whichever is greater)

SAMPLED? Y OR N	# of bottles	Size	Material	Preservative	Preservative Lot Number	Analysis	Preferred Lab
Y	1	250 ml	Plastic	H_2SO_4	206168	Ammonia	WEC Chem Lab
Y	1	250 ml	Plastic	N/A		~~Conductivity~~[a]	WEC Chem Lab
						Fluoride[a]	
Y	1	250 ml	Plastic	N/A		Nitrate	Shealy
Y	3	50 ml	Glass vial	Vendor[b]		VOC	Shealy
N	2	250 ml	Glass-amber	N/A		SVOC[d]	Shealy
N	1	250 ml	Plastic	N/A		Tritium[c]	GEL
Y	2	1 liter	Plastic	HNO_3	201942	Gamma Spec[c]	GEL
						Gross Alpha	GEL
						Gross Beta	
						Isotopic U (α Spec)	
						Isotopic U (ICP-MS)	
						Total U (ICP-MS)	
						Tc-99 (liquid scint)	

Notes: [a] Ensure there is no headspace in the bottle.
[b] Glass vials for VOC collection are acidified by the vendor supplying the vials.
[c] Tritium and Gamma Spec Analysis are only performed on Wells W-7, W-10, W-13, W-15, W-16, W-18, W-22, W-24, W-26, W-29, W-30, W-32, W-33, W-39, W-41, W-43, W-44, W-47, W-48, and W-RW2 per NPDES SC0001848 requirements.
[d] SVOC analysis is only performed on Wells W-26, W-41, W-48, and W-RW2 per NPDES SC0001848 requirements.

Retain form in area for 1 year, in Records Room - 3 years and offsite - 57 years.

© 2021 Westinghouse Electric Company LLC.
All Rights Reserved.
Westinghouse Proprietary Class 2
PRINTED COPIES ARE UNCONTROLLED

Low Flow Groundwater Sample Collection Record

WELL NO: W-99	SAMPLE ID: W-99-2021-Q4	DATE: 10-15-21
TOTAL WELL LENGTH (feet) (A): 23.80	WATER TABLE DEPTH (feet) (B): 12.37	LENGTH OF WATER COLUMN (feet) (A-B): 11.43
CASING DIAMATER / MATL (inches): 2" / PVC	WELL SCREEN INTERVAL DEPTH: 16 feet to feet	CALCULATED SYSTEM VOLUME: 1.86

PURGING DATA

	TUBING DIAMETER (inches): 1/4			PURGE PUMP TYPE OR BAILER: PERI ALT
INITIAL PUMP OR TUBING DEPTH IN WELL (feet): 20.80	FINAL PUMP OR TUBING DEPTH IN WELL (feet): 20.80	PURGING START TIME: 1232	PURGING END TIME: 1259	TOTAL VOLUM PURGED ~~(gallons)~~ L TERS

TIME (24 HR)	CUMUL. VOLUME PURGED ~~(gallons)~~ LITERS	PURGE RATE ~~(gpm)~~ mL PM	DEPTH TO WATER (feet)	ORP (mV)	pH (standard units)	TEMP. (°C)	SPEC. COND. (circle units) µmhos/cm or µS/cm	DISSOLVED OXYGEN (circle units) mg/L or % saturation	TURBIDITY (NTUs)	COLOR (describe)	ODOR (describe)
1234	INITIAL	150	12.84	31.61	7.06	26.73	572.57	5.53	12.26	CLEAR	NO
1239	0.75	100	13.24	55.63	6.60	23.55	5	0.51	3.92	"	"
1244	1.25	100	13.33	55.43	6.62	23.81	587	0.38	6		"
1249	1.75	100	13.37	54.96	6.63	23.68	578.66	0.30	1.12	"	"
1254	2.25	100	13.40	62.69	6.62	23.59	569.04	0.44	1.04	"	"
1259	2.75	100	13.42	53.99	6.62	23.65	560.55	0.36	1.55	"	"

WELL CAPACITY (Gallons Per Foot): **0.75"** = 0.02; **1"** = 0.04; **1.25"** = 0.06; **2"** = 0.16; **3"** = 0.37; **4"** = 0.65; **5"** = 1.02; **6"** = 1.47; **12"** = 5.88
TUBING INSIDE DIA. CAPACITY (Gal./Ft.): **1/8"** = 0.0006; **3/16"** = 0.0014; **1/4"** = 0.0026; **5/16"** = 0.004; **3/8"** = 0.006; **1/2"** = 0.010; **5/8"** = 0.016

PURGING EQUIPMENT CODES: **B** = Bailer; **BP** = Bladder Pump; **ESP** = Electric Submersible Pump; **PP** = Peristaltic Pump; **O** = Other (Specify)

*Parent Procedure, other procedures may reference this form in ETAPS. * Procedure # ROP-06-007

Electronically approved records are authenticated in the electronic document management system.

Information included in this material is proprietary and confidential and cannot be disclosed or used for any reason beyond the intended purpose without the prior written consent of Westinghouse Electric Company LLC.

© 2021 Westinghouse Electric Company LLC.
All Rights Reserved.

Westinghouse Proprietary Class 2
PRINTED COPIES ARE UNCONTROLLED

SAMPLING DATA

WELL No:	SAMPLED BY (PRINT) / AFFILIATION:		
W-99	James Leaphart / AECOM		
SAMPLER(S) SIGNATURE(S): JLeaphart		SAMPLING START TIME: 1300	SAMPLING END TIME: 1323
TUBING MATERIAL CODE: T	PUMP OR TUBING DEPTH IN WELL (feet): 20.80		DUPLICATE: Y (N)
FIELD DECONTAMINATION: PUMP Y (N) TUBING (Y) N (replaced)			SAMPLE COLLECTION METHOD: PERISTALTIC

FIELD EQUIPMENT USED:	FIELD EQUIPMENT USED:	REMARKS:
MAKE: INSITU	MAKE: SOLINST	
MODEL: TROLL 600	MODEL: 107	
SERIAL NO: 808958	SERIAL NO: 56924	

MATERIAL CODES: **AG** = Amber Glass; **CG** = Clear Glass; **HDPE** = High Density Polyethylene; **LDPE** = Low Density Polyethylene; **PP** = Polypropylene; **S** = Silicone; **T** = Teflon; **O** = Other (Specify)

NOTES:
1. STABILIZATION CRITERIA FOR RANGE OF VARIATION OF LAST THREE CONSECUTIVE READINGS:
pH: + 1.0 units **Temperature**: + 3% **Specific Conductance**: + 3% **Dissolved Oxygen**: optionally, + 0.2 mg/L or + 10% (whichever is greater) **ORP**: + 10 mV
Turbidity: all readings < 20 NTU; optionally + 5 NTU or + 10% (whichever is greater)

SAMPLED? Y OR N	# of bottles	Size	Material	Preservative	Preservative Lot Number	Analysis	Preferred Lab
Y	1	250 ml	Plastic	H_2SO_4	206168	Ammonia	WEC Chem Lab
Y	1	250 ml	Plastic	N/A		~~Conductivity~~[a]	WEC Chem Lab
						Fluoride[a]	
Y	1	250 ml	Plastic	N/A		Nitrate	Shealy
Y	3	50 ml	Glass vial	Vendor[b]		VOC	Shealy
N	2	250 ml	Glass-amber	N/A		SVOC[d]	Shealy
N	1	250 ml	Plastic	N/A		Tritium[c]	GEL
Y	2	1 liter	Plastic	HNO_3	201942	Gamma Spec[c]	GEL
						Gross Alpha	GEL
						Gross Beta	
						Isotopic U (α Spec)	
						Isotopic U (ICP-MS)	
						Total U (ICP-MS)	
						Tc-99 (liquid scint)	

Notes: [a] Ensure there is no headspace in the bottle.
[b] Glass vials for VOC collection are acidified by the vendor supplying the vials.
[c] Tritium and Gamma Spec Analysis are only performed on Wells W-7, W-10, W-13, W-15, W-16, W-18, W-22, W-24, W-26, W-29, W-30, W-32, W-33, W-39, W-41, W-43, W-44, W-47, W-48, and W-RW2 per NPDES SC0001848 requirements.
[d] SVOC analysis is only performed on Wells W-26, W-41, W-48, and W-RW2 per NPDES SC0001848 requirements.

Retain form in area for 1 year, in Records Room - 3 years and offsite - 57 years.

© 2021 Westinghouse Electric Company LLC.
All Rights Reserved.

Westinghouse Proprietary Class 2
PRINTED COPIES ARE UNCONTROLLED

Low Flow Groundwater Sample Collection Record

WELL NO: W-100	SAMPLE ID: W-100-2021-Q4	DATE: 10-15-21
TOTAL WELL LENGTH (feet) (A): 15.07	WATER TABLE DEPTH (feet) (B): 10.51	LENGTH OF WATER COLUMN (feet) (A-B): 4.56
CASING DIAMATER / MATL (inches): 2" / PVC	WELL SCREEN INTERVAL DEPTH: 7 feet to 12 feet	CALCULATED SYSTEM VOLUME: 0.74

PURGING DATA

	TUBING DIAMETER (inches): 1/4			PURGE PUMP TYPE OR BAILER: PERISTALTIC
INITIAL PUMP OR TUBING DEPTH IN WELL (feet): 12	FINAL PUMP OR TUBING DEPTH IN WELL (feet): 12	PURGING START TIME: 1122	PURGING END TIME: 1202	TOTAL VOLUME PURGED (~~gallons~~ LITERS): 4.50

TIME (24 HR)	CUMUL. VOLUME PURGED (~~gallons~~) LITERS	PURGE RATE (~~gpm~~) mL Per	DEPTH TO WATER (feet)	ORP (mV)	pH (standard units)	TEMP. (°C)	SPEC. COND. (circle units) µmhos/cm or µS/cm	DISSOLVED OXYGEN (circle units) mg/L or % saturation	TURBIDITY (NTUs)	COLOR (describe)	ODOR (describe)
1124	INITIAL	180	10.71	89.08	6.04	25.12	350.06	3.57	1.46	CLEAR	NO
1130	0.90	120	10.90	76.59	6.07	24.48	390.45	1.22	33.36	"	"
1135	1.50	120	10.90	25.58	6.17	24.49	415.43	1.03	25.00	"	"
1140	2.10	120	10.90	-4.56	6.26	24.46	469.84	1.01	15.82	"	"
1145	2.70	120	10.90	-14.89	6.30	24.40	491.40	0.94	7.69	"	"
1150	3.30	120	10.90	-18.40	6.30	24.45	507.80	0.92	4.44	"	"
1155	3.90	120	10.90	-21.35	6.33	24.47	513.83	0.87	1.94	"	"
1202	4.50	120	10.90	-17.50	6.32	24.55	510.81	0.90	1.17	"	"

WELL CAPACITY (Gallons Per Foot): **0.75"** = 0.02; **1"** = 0.04; **1.25"** = 0.06; **2"** = 0.16; **3"** = 0.37; **4"** = 0.65; **5"** = 1.02; **6"** = 1.47; **12"** = 5.88
TUBING INSIDE DIA. CAPACITY (Gal./Ft.): **1/8"** = 0.0006; **3/16"** = 0.0014; **1/4"** = 0.0026; **5/16"** = 0.004; **3/8"** = 0.006; **1/2"** = 0.010; **5/8"** = 0.016

PURGING EQUIPMENT CODES: **B** = Bailer; **BP** = Bladder Pump; **ESP** = Electric Submersible Pump; **PP** = Peristaltic Pump; **O** = Other (Specify)

*Parent Procedure, other procedures may reference this form in ETAPS. * Procedure # ROP-06-007

Electronically approved records are authenticated in the electronic document management system.

Information included in this material is proprietary and confidential and cannot be disclosed or used for any reason beyond the intended purpose without the prior written consent of Westinghouse Electric Company LLC.

© 2021 Westinghouse Electric Company LLC.
All Rights Reserved.

Westinghouse Proprietary Class 2
PRINTED COPIES ARE UNCONTROLLED

SAMPLING DATA

WELL No:	SAMPLED BY (PRINT) / AFFILIATION:	
W-100	James Leaphart / AECOM	
SAMPLER(S) SIGNATURE(S): JA Leaphart	SAMPLING START TIME: 1203	SAMPLING END TIME: 1225
TUBING MATERIAL CODE: T	PUMP OR TUBING DEPTH IN WELL (feet): 12	DUPLICATE: Y (N)
FIELD DECONTAMINATION: PUMP Y (N) TUBING (Y) N (replaced)		SAMPLE COLLECTION METHOD: PERISTALTIC

FIELD EQUIPMENT USED:	FIELD EQUIPMENT USED:	REMARKS:
MAKE: INSITU	MAKE: SOLINST	
MODEL: TROLL 600	MODEL: 107	
SERIAL NO: 808958	SERIAL NO: 56924	

MATERIAL CODES: AG = Amber Glass; CG = Clear Glass; HDPE = High Density Polyethylene; LDPE = Low Density Polyethylene; PP = Polypropylene; S = Silicone; T = Teflon; O = Other (Specify)

NOTES:
1. STABILIZATION CRITERIA FOR RANGE OF VARIATION OF LAST THREE CONSECUTIVE READINGS:
   pH: + 1.0 units **Temperature**: + 3% **Specific Conductance**: + 3% **Dissolved Oxygen**: optionally, + 0.2 mg/L or + 10% (whichever is greater) **ORP**: + 10 mV
   Turbidity: all readings < 20 NTU; optionally + 5 NTU or + 10% (whichever is greater)

SAMPLED? Y OR N	# of bottles	Size	Material	Preservative	Preservative Lot Number	Analysis	Preferred Lab
Y	1	250 ml	Plastic	H_2SO_4	206168	Ammonia	WEC Chem Lab
Y	1	250 ml	Plastic	N/A		~~Conductivity~~[a]	WEC Chem Lab
						Fluoride[a]	
Y	1	250 ml	Plastic	N/A		Nitrate	Shealy
Y	3	50 ml	Glass vial	Vendor[b]		VOC	Shealy
N	2	250 ml	Glass-amber	N/A		SVOC[d]	Shealy
N	1	250 ml	Plastic	N/A		Tritium[c]	GEL
Y	2	1 liter	Plastic	HNO_3	201942	Gamma Spec[c]	GEL
						Gross Alpha	GEL
						Gross Beta	
						Isotopic U (α Spec)	
						Isotopic U (ICP-MS)	
						Total U (ICP-MS)	
						Tc-99 (liquid scint)	

Notes: [a] Ensure there is no headspace in the bottle.
[b] Glass vials for VOC collection are acidified by the vendor supplying the vials.
[c] Tritium and Gamma Spec Analysis are only performed on Wells W-7, W-10, W-13, W-15, W-16, W-18, W-22, W-24, W-26, W-29, W-30, W-32, W-33, W-39, W-41, W-43, W-44, W-47, W-48, and W-RW2 per NPDES SC0001848 requirements.
[d] SVOC analysis is only performed on Wells W-26, W-41, W-48, and W-RW2 per NPDES SC0001848 requirements.

Retain form in area for 1 year, in Records Room - 3 years and offsite - 57 years.

© 2021 Westinghouse Electric Company LLC.
All Rights Reserved.

Westinghouse Proprietary Class 2
PRINTED COPIES ARE UNCONTROLLED

Low Flow Groundwater Sample Collection Record

WELL NO: 102	SAMPLE ID: W-102-2021-Q4	DATE: 10/8/21
TOTAL WELL LENGTH (feet) (A): 33.45	WATER TABLE DEPTH (feet) (B): 10.25	LENGTH OF WATER COLUMN (feet) (A-B): 23.2
CASING DIAMATER / MATL (inches): 2	WELL SCREEN INTERVAL DEPTH: feet to feet	CALCULATED SYSTEM VOLUME: 3.8

PURGING DATA

	TUBING DIAMETER (inches): 1/4			PURGE PUMP TYPE OR BAILER: peristal.c
INITIAL PUMP OR TUBING DEPTH IN WELL (feet): 28.5	FINAL PUMP OR TUBING DEPTH IN WELL (feet): 23.5	PURGING START TIME: 1042	PURGING END TIME: 1104	TOTAL VOLUME PURGED (gallons): 3.0L

TIME (24 HR)	CUMUL. VOLUME PURGED (gallons)	PURGE RATE (gpm)	DEPTH TO WATER (feet)	ORP (mV)	pH (standard units)	TEMP. (°C)	SPEC. COND. (circle units) µmhos/cm or µS/cm	DISSOLVED OXYGEN (circle units) mg/L or % saturation	TURBIDITY (NTUs)	COLOR (describe)	ODOR (describe)
1044	0	160	10.47	-5.23	7.04	23.8	1003.5	5.160	3.7	CLEAR	NONE
1049	0.8	160	10.53	-0.03	7.01	23.2	1395.4	1.257	7.2	CLEAR	NONE
1054	1.6	160	1052	-3.70	6.96	23.2	1287.8	0.436	3.8	CLEAR	NONE
1059	2.3	140	10.48	-6.14	6.95	23.4	1270.0	0.250	4.0	CLEAR	NONE
1104	3.0	140	10.43	-8.37	6.96	23.4	1278.2	0.255	4.9	CLEAR	NONE

WELL CAPACITY (Gallons Per Foot): **0.75"** = 0.02; **1"** = 0.04; **1.25"** = 0.06; **2"** = 0.16; **3"** = 0.37; **4"** = 0.65; **5"** = 1.02; **6"** = 1.47; **12"** = 5.88
TUBING INSIDE DIA. CAPACITY (Gal./Ft.): **1/8"** = 0.0006; **3/16"** = 0.0014; **1/4"** = 0.0026; **5/16"** = 0.004; **3/8"** = 0.006; **1/2"** = 0.010; **5/8"** = 0.016
PURGING EQUIPMENT CODES: **B** = Bailer; **BP** = Bladder Pump; **ESP** = Electric Submersible Pump; **PP** = Peristaltic Pump; **O** = Other (Specify)

*Parent Procedure, other procedures may reference this form in ETAPS. * Procedure # ROP-06-007

Electronically approved records are authenticated in the electronic document management system.
Information included in this material is proprietary and confidential and cannot be disclosed or used for any reason beyond the intended purpose without the prior written consent of Westinghouse Electric Company LLC.
© 2021 Westinghouse Electric Company LLC. All Rights Reserved.

Westinghouse Proprietary Class 2
PRINTED COPIES ARE UNCONTROLLED

SAMPLING DATA

WELL No: 102	SAMPLED BY (PRINT) / AFFILIATION: R. CREWS		
SAMPLER(S) SIGNATURE(S): RC		SAMPLING START TIME: 1107	SAMPLING END TIME: 1140
TUBING MATERIAL CODE: T	PUMP OR TUBING DEPTH IN WELL (feet): 28.5	DUPLICATE: Y (N)	
FIELD DECONTAMINATION: PUMP Y (N)	TUBING (Y) N (replaced)	SAMPLE COLLECTION METHOD: LOW FLOW	

FIELD EQUIPMENT USED:	FIELD EQUIPMENT USED:	REMARKS:
MAKE:	MAKE:	
MODEL:	MODEL:	
SERIAL NO:	SERIAL NO:	

MATERIAL CODES: AG = Amber Glass; CG = Clear Glass; HDPE = High Density Polyethylene; LDPE = Low Density Polyethylene; PP = Polypropylene; S = Silicone; T = Teflon; O = Other (Specify)

NOTES:
1. STABILIZATION CRITERIA FOR RANGE OF VARIATION OF LAST THREE CONSECUTIVE READINGS:
pH: + 1.0 units **Temperature**: + 3% **Specific Conductance**: + 3% **Dissolved Oxygen**: optionally, + 0.2 mg/L or + 10% (whichever is greater) **ORP**: + 10 mV
Turbidity: all readings < 20 NTU; optionally + 5 NTU or + 10% (whichever is greater)

SAMPLED? Y OR N	# of bottles	Size	Material	Preservative	Preservative Lot Number	Analysis	Preferred Lab
Y	1	250 ml	Plastic	H_2SO_4	206168	Ammonia	WEC Chem Lab
Y	1	250 ml	Plastic	N/A		Conductivity[a]	WEC Chem Lab
						Fluoride[a]	
Y	1	250 ml	Plastic	N/A		Nitrate	Shealy
Y	3	50 ml	Glass vial	Vendor[b]		VOC	Shealy
N	2	250 ml	Glass-amber	N/A		SVOC[d]	Shealy
N	1	250 ml	Plastic	N/A		Tritium[c]	GEL
Y	2	1 liter	Plastic	HNO_3	201942	Gamma Spec[c]	GEL
						Gross Alpha	GEL
						Gross Beta	
						Isotopic U (α Spec)	
						Isotopic U (ICP-MS)	
						Total U (ICP-MS)	
						Tc-99 (liquid scint)	

Notes: [a] Ensure there is no headspace in the bottle.
[b] Glass vials for VOC collection are acidified by the vendor supplying the vials.
[c] Tritium and Gamma Spec Analysis are only performed on Wells W-7, W-10, W-13, W-15, W-16, W-18, W-22, W-24, W-26, W-29, W-30, W-32, W-33, W-39, W-41, W-43, W-44, W-47, W-48, and W-RW2 per NPDES SC0001848 requirements.
[d] SVOC analysis is only performed on Wells W-26, W-41, W-48, and W-RW2 per NPDES SC0001848 requirements.

Retain form in area for 1 year, in Records Room - 3 years and offsite - 57 years.

© 2021 Westinghouse Electric Company LLC.
All Rights Reserved.

Westinghouse Proprietary Class 2
PRINTED COPIES ARE UNCONTROLLED

Low Flow Groundwater Sample Collection Record

WELL NO: W-103	SAMPLE ID: W-103-2021-Q4	DATE: 10-18-21
TOTAL WELL LENGTH (feet) (A): 41.68	WATER TABLE DEPTH (feet) (B): 18.62	LENGTH OF WATER COLUMN (feet) (A-B): 23.06
CASING DIAMATER / MATL (inches): 2" / PVC	WELL SCREEN INTERVAL DEPTH: 34 feet to 39 feet	CALCULATED SYSTEM VOLUME: 3.76

PURGING DATA

	TUBING DIAMETER (inches): 1/4			PURGE PUMP TYPE OR BAILER: PERISTALTIC
INITIAL PUMP OR TUBING DEPTH IN WELL (feet): 38	FINAL PUMP OR TUBING DEPTH IN WELL (feet): 38	PURGING START TIME: 1149	PURGING END TIME: 1220	TOTAL VOLUME PURGED (~~gallons~~ Liters): 5.70

TIME (24 HR)	CUMUL. VOLUME PURGED (~~gallons~~ Liters)	PURGE RATE (~~gpm~~ mL/min)	DEPTH TO WATER (feet)	ORP (mV)	pH (standard unit)	TEMP. (°C)	SPEC. COND. (circle units) µmhos/cm or µS/cm	DISSOLVED OXYGEN (circle units) mg/L or % saturation	TURBIDITY (NTUs)	COLOR (describe)	ODOR (describe)
1152	INITIAL	210	18.70	193.43	5.48	20.05	169.43	5.69	2.56	CLEAR	NO
1157	1.05	210	18.71	236.32	5.33	19.03	171.57	1.46	0	"	"
1202	2.10	210	18.71	246.14	5.32	19.04	172.48	1.19	0	"	"
1207	3.15	210	18.71	251.57	5.34	19.07	170.05	1.26	0	"	"
1212	4.20	210	18.72	257.49	5.31	19.12	168.36	1.31	0	"	"
1220	5.70	210	18.72	260.71	5.34	19.11	166.89	1.40	0	"	"

WELL CAPACITY (Gallons Per Foot): **0.75"** = 0.02; **1"** = 0.04; **1.25"** = 0.06; **2"** = 0.16; **3"** = 0.37; **4"** = 0.65; **5"** = 1.02; **6"** = 1.47; **12"** = 5.88
TUBING INSIDE DIA. CAPACITY (Gal./Ft.): **1/8"** = 0.0006; **3/16"** = 0.0014; **1/4"** = 0.0026; **5/16"** = 0.004; **3/8"** = 0.006; **1/2"** = 0.010; **5/8"** = 0.016

PURGING EQUIPMENT CODES: **B** = Bailer; **BP** = Bladder Pump; **ESP** = Electric Submersible Pump; **PP** = Peristaltic Pump; **O** = Other (Specify)

*Parent Procedure, other procedures may reference this form in ETAPS. * Procedure # ROP-06-007

Electronically approved records are authenticated in the electronic document management system.

Information included in this material is proprietary and confidential and cannot be disclosed or used for any reason beyond the intended purpose without the prior written consent of Westinghouse Electric Company LLC.

© 2021 Westinghouse Electric Company LLC.
All Rights Reserved.

Westinghouse Proprietary Class 2
PRINTED COPIES ARE UNCONTROLLED

SAMPLING DATA

WELL No: W-103	SAMPLED BY (PRINT) / AFFILIATION: James Leaphart / AECOM		
SAMPLER(S) SIGNATURE(S): JLeaphart		SAMPLING START TIME: 1222	SAMPLING END TIME: 1242
TUBING MATERIAL CODE: T	PUMP OR TUBING DEPTH IN WELL (feet): 38		DUPLICATE: Y (N)
FIELD DECONTAMINATION: PUMP Y (N) TUBING (Y) N (replaced)			SAMPLE COLLECTION METHOD: PERISTALTIC

FIELD EQUIPMENT USED:	FIELD EQUIPMENT USED:	REMARKS:
MAKE: HORIBA	MAKE: SOLINST	
MODEL: TROLL 600	MODEL: 107	
SERIAL NO: 808958	SERIAL NO: 56924	

MATERIAL CODES: **AG** = Amber Glass; **CG** = Clear Glass; **HDPE** = High Density Polyethylene; **LDPE** = Low Density Polyethylene; **PP** = Polypropylene; **S** = Silicone; **T** = Teflon; **O** = Other (Specify)

NOTES:
1. STABILIZATION CRITERIA FOR RANGE OF VARIATION OF LAST THREE CONSECUTIVE READINGS:
pH: + 1.0 units **Temperature**: + 3% **Specific Conductance**: + 3% **Dissolved Oxygen**: optionally, + 0.2 mg/L or + 10% (whichever is greater) **ORP**: + 10 mV
Turbidity: all readings < 20 NTU; optionally + 5 NTU or + 10% (whichever is greater)

SAMPLED? Y OR N	# of bottles	Size	Material	Preservative	Preservative Lot Number	Analysis	Preferred Lab
Y	1	250 ml	Plastic	H_2SO_4	206168	Ammonia	WEC Chem Lab
Y	1	250 ml	Plastic	N/A		~~Conductivity~~[a]	WEC Chem Lab
						Fluoride[a]	
Y	1	250 ml	Plastic	N/A		Nitrate	Shealy
Y	3	50 ml	Glass vial	Vendor[b]		VOC	Shealy
N	2	250 ml	Glass-amber	N/A		SVOC[d]	Shealy
N	1	250 ml	Plastic	N/A		Tritium[c]	GEL
Y	2	1 liter	Plastic	HNO_3	201942	Gamma Spec[c]	GEL
						Gross Alpha	GEL
						Gross Beta	
						Isotopic U (α Spec)	
						Isotopic U (ICP-MS)	
						Total U (ICP-MS)	
						Tc-99 (liquid scint)	

Notes: [a] Ensure there is no headspace in the bottle.
[b] Glass vials for VOC collection are acidified by the vendor supplying the vials.
[c] Tritium and Gamma Spec Analysis are only performed on Wells W-7, W-10, W-13, W-15, W-16, W-18, W-22, W-24, W-26, W-29, W-30, W-32, W-33, W-39, W-41, W-43, W-44, W-47, W-48, and W-RW2 per NPDES SC0001848 requirements.
[d] SVOC analysis is only performed on Wells W-26, W-41, W-48, and W-RW2 per NPDES SC0001848 requirements.

Retain form in area for 1 year, in Records Room - 3 years and offsite - 57 years.

© 2021 Westinghouse Electric Company LLC.
All Rights Reserved.
Westinghouse Proprietary Class 2
PRINTED COPIES ARE UNCONTROLLED

Low Flow Groundwater Sample Collection Record

WELL NO: 104	SAMPLE ID: W-104-2021-Q4	DATE: 10/25/21
TOTAL WELL LENGTH (feet) (A): 20.30	WATER TABLE DEPTH (feet) (B): 7.79	LENGTH OF WATER COLUMN (feet) (A-B): 12.51
CASING DIAMATER / MATL (inches): 2"	WELL SCREEN INTERVAL DEPTH: 7 feet to 17 feet	CALCULATED SYSTEM VOLUME: 2.0

PURGING DATA

	TUBING DIAMETER (inches): 1/4		PURGE PUMP TYPE OR BAILER: PP

INITIAL PUMP OR TUBING DEPTH IN WELL (feet): 12.0	FINAL PUMP OR TUBING DEPTH IN WELL (feet): 12.0	PURGING START TIME: 1047	PURGING END TIME: 1144	TOTAL VOLUME PURGED (~~gallons~~): 9.6

TIME (24 HR)	CUMUL. VOLUME PURGED (gallons)	PURGE RATE (gpm)	DEPTH TO WATER (feet)	ORP (mV)	pH (standard units)	TEMP. (°C)	SPEC. COND. (circle units) µmhos/cm or µS/cm	DISSOLVED OXYGEN (circle units) mg/L or % saturation	TURBIDITY (NTUs)	COLOR (describe)	ODOR (describe)
1049	0	160	7.79	-136.03	5.85	24.6	0.05	4.020	51.1	Clear	NONE
1054	0.8	160	7.79	-80.87	5.76	20.6	250.11	1.060	6.5	Clear	NONE
1059	1.6	160	7.79	-62.98	5.74	20.6	241.65	1.113	14.7	Clear	NONE
1104	2.4	160	7.79	-51.26	5.72	20.6	235.96	0.225	4.6	clear	NONE
1109	3.2	180	7.79	-42.58	5.70	20.7	226.04	0.175	14.1	clear	NONE
1114	4.2	180	7.79	-31.33	5.63	20.8	222.19	1.011	3.4	clear	NONE
1119	5.1	180	7.79	-24.15	5.61	21.0	219.24	0.962	2.1	clear	NONE
1124	6.0	180	7.79	-18.94	5.61	20.9	219.32	0.717	0.4	clear	NONE
1129	6.9	180	7.79	-14.80	5.60	21.1	216.54	0.430	1.9	clear	NONE
1134	7.8	180	7.79	-10.40	5.59	21.0	215.91	0.181	1.7	clear	NONE
1139	8.7	180	7.79	-7.56	5.59	21.1	218.23	0.159	0	clear	NONE
1144	9.6	180	7.79	-4.87	5.59	21.4	215.89	0.160	0.8	clear	NONE

WELL CAPACITY (Gallons Per Foot): **0.75"** = 0.02; **1"** = 0.04; **1.25"** = 0.06; **2"** = 0.16; **3"** = 0.37; **4"** = 0.65; **5"** = 1.02; **6"** = 1.47; **12"** = 5.88

TUBING INSIDE DIA. CAPACITY (Gal./Ft.): **1/8"** = 0.0006; **3/16"** = 0.0014; **1/4"** = 0.0026; **5/16"** = 0.004; **3/8"** = 0.006; **1/2"** = 0.010; **5/8"** = 0.016

PURGING EQUIPMENT CODES: **B** = Bailer; **BP** = Bladder Pump; **ESP** = Electric Submersible Pump; **PP** = Peristaltic Pump; **O** = Other (Specify)

*Parent Procedure, other procedures may reference this form in ETAPS. * Procedure # ROP-06-007

Electronically approved records are authenticated in the electronic document management system.

Information included in this material is proprietary and confidential and cannot be disclosed or used for any reason beyond the intended purpose without the prior written consent of Westinghouse Electric Company LLC.

© 2021 Westinghouse Electric Company LLC. All Rights Reserved

Westinghouse Proprietary Class 2
PRINTED COPIES ARE UNCONTROLLED

SAMPLING DATA

WELL No:	SAMPLED BY (PRINT) / AFFILIATION:	
104	Randy Crews	
SAMPLER(S) SIGNATURE(S): R Crews	SAMPLING START TIME: 1146	SAMPLING END TIME: 1205
TUBING MATERIAL CODE:	PUMP OR TUBING DEPTH IN WELL (feet):	DUPLICATE: Y (N)
FIELD DECONTAMINATION: PUMP Y (N) TUBING (Y) N (replaced)		SAMPLE COLLECTION METHOD: Low flow

FIELD EQUIPMENT USED:	FIELD EQUIPMENT USED:	REMARKS:
MAKE:	MAKE:	
MODEL:	MODEL:	
SERIAL NO:	SERIAL NO:	

MATERIAL CODES: AG = Amber Glass; CG = Clear Glass; HDPE = High Density Polyethylene; LDPE = Low Density Polyethylene; PP = Polypropylene; S = Silicone; T = Teflon; O = Other (Specify)

NOTES:
1. STABILIZATION CRITERIA FOR RANGE OF VARIATION OF LAST THREE CONSECUTIVE READINGS:
pH: + 1.0 units **Temperature**: + 3% **Specific Conductance**: + 3% **Dissolved Oxygen**: optionally, + 0.2 mg/L or + 10% (whichever is greater) **ORP**: + 10 mV
Turbidity: all readings < 20 NTU; optionally + 5 NTU or + 10% (whichever is greater)

SAMPLED? Y OR N	# of bottles	Size	Material	Preservative	Preservative Lot Number	Analysis	Preferred Lab
Y	1	250 ml	Plastic	H_2SO_4	206168	Ammonia	WEC Chem Lab
Y	1	250 ml	Plastic	N/A		Conductivity[a]	WEC Chem Lab
						Fluoride[a]	
Y	1	250 ml	Plastic	N/A		Nitrate	Shealy
Y	3	50 ml	Glass vial	Vendor[b]		VOC	Shealy
N	2	250 ml	Glass-amber	N/A		SVOC[d]	Shealy
N	1	250 ml	Plastic	N/A		Tritium[c]	GEL
Y	2	1 liter	Plastic	HNO_3	201942	Gamma Spec[c]	GEL
						Gross Alpha	GEL
						Gross Beta	
						Isotopic U (α Spec)	
						Isotopic U (ICP-MS)	
						Total U (ICP-MS)	
						Tc-99 (liquid scint)	

Notes: [a] Ensure there is no headspace in the bottle.
[b] Glass vials for VOC collection are acidified by the vendor supplying the vials.
[c] Tritium and Gamma Spec Analysis are only performed on Wells W-7, W-10, W-13, W-15, W-16, W-18, W-22, W-24, W-26, W-29, W-30, W-32, W-33, W-39, W-41, W-43, W-44, W-47, W-48, and W-RW2 per NPDES SC0001848 requirements.
[d] SVOC analysis is only performed on Wells W-26, W-41, W-48, and W-RW2 per NPDES SC0001848 requirements.

Retain form in area for 1 year, in Records Room - 3 years and offsite - 57 years.

© 2021 Westinghouse Electric Company LLC.
All Rights Reserved.
Westinghouse Proprietary Class 2
PRINTED COPIES ARE UNCONTROLLED

Low Flow Groundwater Sample Collection Record

WELL NO: W-105	SAMPLE ID: W-105-2021-Q4	DATE: 10-25-21
TOTAL WELL LENGTH (feet) (A): 25.80	WATER TABLE DEPTH (feet) (B): 10.86	LENGTH OF WATER COLUMN (feet) (A-B): 14.94
CASING DIAMATER / MATL (inches): 2" / PVC	WELL SCREEN INTERVAL DEPTH: 14 feet to 24 feet	CALCULATED SYSTEM VOLUME: 2.44

PURGING DATA

	TUBING DIAMETER (inches): 1/4			P P P TYPE P72
INITIAL PUMP OR TUBING DEPTH IN WELL (feet): 21.0	FINAL PUMP OR TUBING DEPTH IN WELL (feet):	PURGING START TIME: 1059	PURGING END TIME: 1125	TOTAL VOLUME PURGED (gallons): 3.0

TIME (24 HR)	CUMUL. VOLUME PURGED (gallons) LITERS	PURGE RATE (gpm) mL PM	DEPTH TO WATER (feet)	ORP (mV)	pH (standard units)	TEMP. (°C)	SPEC COND. (circle units) µmhos/cm or µS/cm	DISSOLVED OXYGEN (circle units) mg/L or % saturation	TURBIDITY (NTUs)	CO OR (desc ibe) LITERS	ODOR (describe)
1105	INITIAL	150	11.04	-106.38	6.31	19.14	377.24	0.54	25.10	CLEAR	NO
1110	0.75	150	11.04	-110.26	6.33	19.09	366.33	0.28	5.31	"	"
1115	1.50	150	11.04	-114.35	6.37	19.22	360.55	0.24	3.15	"	"
1120	2.25	150	11.04	-113.22	6.35	19.24	366.32	0.22	0.85	"	"
1125	3.00	150	11.04	-116.78	6.41	19.25	362.44	0.20	0.42	"	"

WELL CAPACITY (Gallons Per Foot): **0.75"** = 0.02; **1"** = 0.04; **1.25"** = 0.06; **2"** = 0.16; **3"** = 0.37; **4"** = 0.65; **5"** = 1.02; **6"** = 1.47; **12"** = 5.88
TUBING INSIDE DIA. CAPACITY (Gal./Ft.): **1/8"** = 0.0006; **3/16"** = 0.0014; **1/4"** = 0.0026; **5/16"** = 0.004; **3/8"** = 0.006; **1/2"** = 0.010; **5/8"** = 0.016
PURGING EQUIPMENT CODES: **B** = Bailer; **BP** = Bladder Pump; **ESP** = Electric Submersible Pump; **PP** = Peristaltic Pump; **O** = Other (Specify)

*Parent Procedure, other procedures may reference this form in ETAPS. * Procedure # ROP-06-007

Electronically approved records are authenticated in the electronic document management system.
Information included in this material is proprietary and confidential and cannot be disclosed or used for any reason beyond the intended purpose without the prior written consent of Westinghouse Electric Company LLC.
© 2021 Westinghouse Electric Company LLC. All Rights Reserved.

Westinghouse Proprietary Class 2
PRINTED COPIES ARE UNCONTROLLED

SAMPLING DATA

WELL No: W-105	SAMPLED BY (PRINT) / AFFILIATION: JAMES LENHART / AECOM		
SAMPLER(S) SIGNATURE(S): JLenhart		SAMPLING START TIME: 1126	SAMPLING END TIME: 1146
TUBING MATERIAL CODE: T	PUMP OR TUBING DEPTH IN WELL (feet): 21.0	DUPLICATE: Y (N)	
FIELD DECONTAMINATION: PUMP Y (N)	TUBING (Y) N (replaced)	SAMPLE COLLECTION METHOD: PERISTALTIC	

FIELD EQUIPMENT USED:	FIELD EQUIPMENT USED:	REMARKS:
MAKE: INSITU	MAKE: SOLINST	
MODEL: TROLL 600	MODEL: 107	
SERIAL NO: 808958	SERIAL NO: 56924	

MATERIAL CODES: **AG** = Amber Glass; **CG** = Clear Glass; **HDPE** = High Density Polyethylene; **LDPE** = Low Density Polyethylene; **PP** = Polypropylene; **S** = Silicone; **T** = Teflon; **O** = Other (Specify)

NOTES:
1. STABILIZATION CRITERIA FOR RANGE OF VARIATION OF LAST THREE CONSECUTIVE READINGS:
   pH: + 1.0 units **Temperature**: + 3% **Specific Conductance**: + 3% **Dissolved Oxygen**: optionally, + 0.2 mg/L or + 10% (whichever is greater) **ORP**: + 10 mV
   Turbidity: all readings < 20 NTU; optionally + 5 NTU or + 10% (whichever is greater)

SAMPLED? Y OR N	# of bottles	Size	Material	Preservative	Preservative Lot Number	Analysis	Preferred Lab
Y	1	250 ml	Plastic	H_2SO_4	206168	Ammonia	WEC Chem Lab
Y	1	250 ml	Plastic	N/A		~~Conductivity[a]~~	WEC Chem Lab
						Fluoride[a]	
Y	1	250 ml	Plastic	N/A		Nitrate	Shealy
Y	3	50 ml	Glass vial	Vendor[b]		VOC	Shealy
N	2	250 ml	Glass-amber	N/A		SVOC[d]	Shealy
N	1	250 ml	Plastic	N/A		Tritium[c]	GEL
Y	2	1 liter	Plastic	HNO_3	207555	Gamma Spec[c]	GEL
						Gross Alpha	GEL
						Gross Beta	
						Isotopic U (α Spec)	
						Isotopic U (ICP-MS)	
						Total U (ICP-MS)	
						Tc-99 (liquid scint)	

Notes: [a] Ensure there is no headspace in the bottle.
[b] Glass vials for VOC collection are acidified by the vendor supplying the vials.
[c] Tritium and Gamma Spec Analysis are only performed on Wells W-7, W-10, W-13, W-15, W-16, W-18, W-22, W-24, W-26, W-29, W-30, W-32, W-33, W-39, W-41, W-43, W-44, W-47, W-48, and W-RW2 per NPDES SC0001848 requirements.
[d] SVOC analysis is only performed on Wells W-26, W-41, W-48, and W-RW2 per NPDES SC0001848 requirements.

Retain form in area for 1 year, in Records Room - 3 years and offsite - 57 years.

© 2021 Westinghouse Electric Company LLC.
All Rights Reserved.

Westinghouse Proprietary Class 2
PRINTED COPIES ARE UNCONTROLLED

Low Flow Groundwater Sample Collection Record

WELL NO: W-106	SAMPLE ID: W-106-2021-Q4	DATE: 10-18-21
TOTAL WELL LENGTH (feet) (A): 32.57	WATER TABLE DEPTH (feet) (B): 11.43	LENGTH OF WATER COLUMN (feet) (A-B): 21.14
CASING DIAMATER / MATL (inches): 2" | PVC	WELL SCREEN INTERVAL DEPTH: 25 feet to 30 feet	CALCULATED SYSTEM VOLUME: 3.45

PURGING DATA

	TUBING DIAMETER (inches): 1/4		PURGE PUMP TYPE OR BAILER: PERISTALTIC
INITIAL PUMP OR TUBING DEPTH IN WELL (feet): 30	FINAL PUMP OR TUBING DEPTH IN WELL (feet): 30	PURGING START TIME: 1408	PURGING END TIME: 1430	TOTAL VOLUME PURGED (gallons): 4.0

TIME (24 HR)	CUMUL. VOLUME PURGED (gallons)	PURGE RATE (gpm)	DEPTH TO WATER (feet)	ORP (mV)	pH (standard units)	TEMP. (°C)	SPEC. COND. (circle units) µmhos/cm or µS/cm	DISSOLVED OXYGEN (circle units) mg/L or % saturation	TURBIDITY (NTUs)	COLOR (describe)	ODOR (describe)
1410	INITIAL	200	11.45	-92.22	6.12	22.72	373.50	4.70	23.66	CLEAR	NO
1415	1.0	200	11.45	-82.13	5.94	19.63	388.23	0.34	12.96	"	"
1420	2.0	200	11.45	-85.69	5.97	19.66	376.68	0.22	3.15	"	"
1425	3.0	200	11.45	-87.22	6.01	19.49	376.92	0.18	5.64	"	"
1430	4.0	200	11.45	-83.91	5.99	19.39	373.74	0.16	1.89	"	"

WELL CAPACITY (Gallons Per Foot): **0.75"** = 0.02; **1"** = 0.04; **1.25"** = 0.06; **2"** = 0.16; **3"** = 0.37; **4"** = 0.65; **5"** = 1.02; **6"** = 1.47; **12"** = 5.88
TUBING INSIDE DIA. CAPACITY (Gal./Ft.): **1/8"** = 0.0006; **3/16"** = 0.0014; **1/4"** = 0.0026; **5/16"** = 0.004; **3/8"** = 0.006; **1/2"** = 0.010; **5/8"** = 0.016

PURGING EQUIPMENT CODES: B = Bailer; BP = Bladder Pump; ESP = Electric Submersible Pump; PP = Peristaltic Pump; O = Other (Specify)

*Parent Procedure, other procedures may reference this form in ETAPS. * Procedure # ROP-06-007

Electronically approved records are authenticated in the electronic document management system.

Information included in this material is proprietary and confidential and cannot be disclosed or used for any reason beyond the intended purpose without the prior written consent of Westinghouse Electric Company LLC.

© 2021 Westinghouse Electric Company LLC.
All Rights Reserved.

Westinghouse Proprietary Class 2
PRINTED COPIES ARE UNCONTROLLED

SAMPLING DATA

WELL No:	SAMPLED BY (PRINT) / AFFILIATION:		
W-106	James Leaphart / AECOM		
SAMPLER(S) SIGNATURE(S): JA Leaphart	SAMPLING START TIME: 1433	SAMPLING END TIME: 1453	
TUBING MATERIAL CODE: T	PUMP OR TUBING DEPTH IN WELL (feet): 30	DUPLICATE: Y (N)	
FIELD DECONTAMINATION: PUMP Y (N) TUBING (Y) N (replaced)		SAMPLE COLLECTION METHOD: PERISTALTIC	

FIELD EQUIPMENT USED:	FIELD EQUIPMENT USED:	REMARKS:
MAKE: INSITU	MAKE: SOLINST	
MODEL: TROLL 600	MODEL: 107	
SERIAL NO: 808958	SERIAL NO: 56924	

MATERIAL CODES: AG = Amber Glass; CG = Clear Glass; HDPE = High Density Polyethylene; LDPE = Low Density Polyethylene; PP = Polypropylene; S = Silicone; T = Teflon; O = Other (Specify)

NOTES:
1. STABILIZATION CRITERIA FOR RANGE OF VARIATION OF LAST THREE CONSECUTIVE READINGS:
pH: + 1.0 units **Temperature:** + 3% **Specific Conductance:** + 3% **Dissolved Oxygen:** optionally, + 0.2 mg/L or + 10% (whichever is greater) **ORP:** + 10 mV **Turbidity:** all readings < 20 NTU; optionally + 5 NTU or + 10% (whichever is greater)

SAMPLED? Y OR N	# of bottles	Size	Material	Preservative	Preservative Lot Number	Analysis	Preferred Lab
Y	1	250 ml	Plastic	H_2SO_4	206168	Ammonia	WEC Chem Lab
Y	1	250 ml	Plastic	N/A		~~Conductivity~~[a]	WEC Chem Lab
						Fluoride[a]	
Y	1	250 ml	Plastic	N/A		Nitrate	Shealy
Y	3	50 ml	Glass vial	Vendor[b]		VOC	Shealy
N	2	250 ml	Glass-amber	N/A		SVOC[d]	Shealy
N	1	250 ml	Plastic	N/A		Tritium[c]	GEL
Y	2	1 liter	Plastic	HNO_3	201942	Gamma Spec[c]	GEL
						Gross Alpha	GEL
						Gross Beta	
						Isotopic U (α Spec)	
						Isotopic U (ICP-MS)	
						Total U (ICP-MS)	
						Tc-99 (liquid scint)	

Notes: [a] Ensure there is no headspace in the bottle.
[b] Glass vials for VOC collection are acidified by the vendor supplying the vials.
[c] Tritium and Gamma Spec Analysis are only performed on Wells W-7, W-10, W-13, W-15, W-16, W-18, W-22, W-24, W-26, W-29, W-30, W-32, W-33, W-39, W-41, W-43, W-44, W-47, W-48, and W-RW2 per NPDES SC0001848 requirements.
[d] SVOC analysis is only performed on Wells W-26, W-41, W-48, and W-RW2 per NPDES SC0001848 requirements.

Retain form in area for 1 year, in Records Room - 3 years and offsite - 57 years.

© 2021 Westinghouse Electric Company LLC.
All Rights Reserved.

Westinghouse Proprietary Class 2
PRINTED COPIES ARE UNCONTROLLED

Low Flow Groundwater Sample Collection Record

WELL NO: W-107	SAMPLE ID: W-107-2021-Q4	DATE: 10-26-21
TOTAL WELL LENGTH (feet) (A): 37.20	WATER TABLE DEPTH (feet) (B): 8.21	LENGTH OF WATER COLUMN (feet) (A-B): 28.99
CASING DIAMATER / MATL (inches): 2" / PVC	WELL SCREEN INTERVAL DEPTH: 29 feet to 34 feet	CALCULATED SYSTEM VOLUME: 4.73

PURGING DATA

	TUBING DIAMETER (inches): 1/4		PURGE PUMP TYPE OR BAILER: PERISTALTIC
INITIAL PUMP OR TUBING DEPTH IN WELL (feet): 34.20	FINAL PUMP OR TUBING DEPTH IN WELL (feet): 34.20	PURGING START TIME: 12.32	PURGING END TIME: 1254	TOTAL VOLUME PURGED (gallons): 3.20

TIME (24 HR)	CUMUL. VOLUME PURGED (gallons) LITERS	PURGE RATE (gpm) mL Per	DEPTH TO WATER (feet)	ORP (mV)	pH (standard units)	TEMP. (°C)	SPEC. COND. (circle units) µmhos/cm or µS/cm	DISSOLVED OXYGEN (circle units) mg/L or % saturation	TURBIDITY (NTUs)	COLOR (describe) LITERS	ODOR (describe)
1234	INITIAL	160	8.22	-39.53	6.05	19.36	180.31	2.75	32.64	CLEAR	NO
1239	0.80	160	8.22	-57.66	6.08	18.79	172.54	0.51	2.26	"	"
1244	1.60	160	8.22	-59.50	6.06	18.68	171.93	0.29	1.03	"	"
1249	2.40	160	8.22	-63.10	6.07	18.60	173.02	0.23	3.50	"	"
1254	3.20	160	8.22	-66.46	6.07	18.60	173.44	0.21	4.55	"	"

WELL CAPACITY (Gallons Per Foot): **0.75"** = 0.02; **1"** = 0.04; **1.25"** = 0.06; **2"** = 0.16; **3"** = 0.37; **4"** = 0.65; **5"** = 1.02; **6"** = 1.47; **12"** = 5.88
TUBING INSIDE DIA. CAPACITY (Gal./Ft.): **1/8"** = 0.0006; **3/16"** = 0.0014; **1/4"** = 0.0026; **5/16"** = 0.004; **3/8"** = 0.006; **1/2"** = 0.010; **5/8"** = 0.016

PURGING EQUIPMENT CODES: **B** = Bailer; **BP** = Bladder Pump; **ESP** = Electric Submersible Pump; **PP** = Peristaltic Pump; **O** = Other (Specify)

*Parent Procedure, other procedures may reference this form in ETAPS. * Procedure # ROP-06-007

Electronically approved records are authenticated in the electronic document management system.

Information included in this material is proprietary and confidential and cannot be disclosed or used for any reason beyond the intended purpose without the prior written consent of Westinghouse Electric Company LLC.

© 2021 Westinghouse Electric Company LLC.
All Rights Reserved.

Westinghouse Proprietary Class 2
PRINTED COPIES ARE UNCONTROLLED

SAMPLING DATA

WELL No: W-107	SAMPLED BY (PRINT) / AFFILIATION: James Leathart / AECOM		
SAMPLER(S) SIGNATURE(S): JLeathart		SAMPLING START TIME: 1255	SAMPLING END TIME: 1313
TUBING MATERIAL CODE: T	PUMP OR TUBING DEPTH IN WELL (feet): 34.20	DUPLICATE: Y (N)	
FIELD DECONTAMINATION: PUMP Y (N) TUBING (Y) N (replaced)		SAMPLE COLLECTION METHOD: PERISTALTIC	

FIELD EQUIPMENT USED:	FIELD EQUIPMENT USED:	REMARKS:
MAKE: INSITU	MAKE: SOLINST	
MODEL: TROLL 600	MODEL: 107	
SERIAL NO: 808958	SERIAL NO: 56924	

MATERIAL CODES: **AG** = Amber Glass; **CG** = Clear Glass; **HDPE** = High Density Polyethylene; **LDPE** = Low Density Polyethylene; **PP** = Polypropylene; **S** = Silicone; **T** = Teflon; **O** = Other (Specify)

NOTES:
1. STABILIZATION CRITERIA FOR RANGE OF VARIATION OF LAST THREE CONSECUTIVE READINGS:
pH: + 1.0 units **Temperature**: + 3% **Specific Conductance**: + 3% **Dissolved Oxygen**: optionally, + 0.2 mg/L or + 10% (whichever is greater) **ORP**: + 10 mV
Turbidity: all readings < 20 NTU; optionally + 5 NTU or + 10% (whichever is greater)

SAMPLED? Y OR N	# of bottles	Size	Material	Preservative	Preservative Lot Number	Analysis	Preferred Lab
Y	1	250 ml	Plastic	H_2SO_4	206168	Ammonia	WEC Chem Lab
Y	1	250 ml	Plastic	N/A		~~Conductivity[a]~~	WEC Chem Lab
						Fluoride[a]	
Y	1	250 ml	Plastic	N/A		Nitrate	Shealy
Y	3	50 ml	Glass vial	Vendor[b]		VOC	Shealy
N	2	250 ml	Glass-amber	N/A		SVOC[d]	Shealy
N	1	250 ml	Plastic	N/A		Tritium[c]	GEL
Y	2	1 liter	Plastic	HNO_3	201942	Gamma Spec[c]	GEL
						Gross Alpha	GEL
						Gross Beta	
						Isotopic U (α Spec)	
						Isotopic U (ICP-MS)	
						Total U (ICP-MS)	
						Tc-99 (liquid scint)	

Notes: [a] Ensure there is no headspace in the bottle.
[b] Glass vials for VOC collection are acidified by the vendor supplying the vials.
[c] Tritium and Gamma Spec Analysis are only performed on Wells W-7, W-10, W-13, W-15, W-16, W-18, W-22, W-24, W-26, W-29, W-30, W-32, W-33, W-39, W-41, W-43, W-44, W-47, W-48, and W-RW2 per NPDES SC0001848 requirements.
[d] SVOC analysis is only performed on Wells W-26, W-41, W-48, and W-RW2 per NPDES SC0001848 requirements.

Retain form in area for 1 year, in Records Room - 3 years and offsite - 57 years.

© 2021 Westinghouse Electric Company LLC.
All Rights Reserved.

Westinghouse Proprietary Class 2
PRINTED COPIES ARE UNCONTROLLED

Low Flow Groundwater Sample Collection Record

WELL NO: W-108	SAMPLE ID: W-108-2021-Q4	DATE: 10-25-21
TOTAL WELL LENGTH (feet) (A): 35.92	WATER TABLE DEPTH (feet) (B): 8.48	LENGTH OF WATER COLUMN (feet) (A-B): 27.44
CASING DIAMATER / MATL (inches): 2" / PVC	WELL SCREEN INTERVAL DEPTH: 28 feet to 33 feet	CALCULATED SYSTEM VOLUME: 4.47

PURGING DATA

	TUBING DIAMETER (inches): 1/4		PURGE PUMP TYPE OR BAILER: PERISTALTIC

INITIAL PUMP OR TUBING DEPTH IN WELL (feet): 32.92	FINAL PUMP OR TUBING DEPTH IN WELL (feet): 32.92	PURGING START TIME: 1257	PURGING END TIME: 1319	TOTAL VOLUME PURGED (~~gallons~~ Liters): 2.60

TIME (24 HR)	CUMUL. VOLUME PURGED (~~gallons~~ Liters)	PURGE RATE (~~gpm~~ mL/min)	DEPTH TO WATER (feet)	ORP (mV)	pH (standard units)	TEMP. (°C)	SPEC. COND. (circle units) µmhos/cm or µS/cm	DISSOLVED OXYGEN (circle units) mg/L or % saturation	TURBIDITY (NTUs)	COLOR (describe)	ODOR (describe)
1259	INITIAL	130	8.50	-47.78	6.20	20.96	175.43	4.81	43.89	CLOUDY	NO
1304	0.65	130	8.50	-64.79	6.17	19.80	180.32	0.40	18.40	CLEAR	"
1309	1.30	130	8.50	-69.47	6.18	19.58	179.65	0.26	4.36	"	"
1314	1.95	130	8.50	-71.99	6.18	19.50	178.60	0.22	1.49	"	"
1319	2.60	130	8.50	-73.77	6.18	19.43	178.40	0.19	2.16	"	"

WELL CAPACITY (Gallons Per Foot): **0.75"** = 0.02; **1"** = 0.04; **1.25"** = 0.06; **2"** = 0.16; **3"** = 0.37; **4"** = 0.65; **5"** = 1.02; **6"** = 1.47; **12"** = 5.88
TUBING INSIDE DIA. CAPACITY (Gal./Ft.): **1/8"** = 0.0006; **3/16"** = 0.0014; **1/4"** = 0.0026; **5/16"** = 0.004; **3/8"** = 0.006; **1/2"** = 0.010; **5/8"** = 0.016

PURGING EQUIPMENT CODES: **B** = Bailer; **BP** = Bladder Pump; **ESP** = Electric Submersible Pump; **PP** = Peristaltic Pump; **O** = Other (Specify)

*Parent Procedure, other procedures may reference this form in ETAPS. * Procedure # ROP-06-007

Electronically approved records are authenticated in the electronic document management system.
Information included in this material is proprietary and confidential and cannot be disclosed or used for any reason beyond the intended purpose without the prior written consent of Westinghouse Electric Company LLC.
© 2021 Westinghouse Electric Company LLC. All Rights Reserved.

SAMPLING DATA

WELL No: W-108	SAMPLED BY (PRINT) / AFFILIATION: James Leaphart / AECOM		
SAMPLER(S) SIGNATURE(S): [signature]		SAMPLING START TIME: 1320	SAMPLING END TIME: 1359
TUBING MATERIAL CODE: T	PUMP OR TUBING DEPTH IN WELL (feet): 9	DUPLICATE: (Y) N	
FIELD DECONTAMINATION: PUMP Y (N) TUBING (Y) N (replaced)		SAMPLE COLLECTION METHOD: Peristaltic	

FIELD EQUIPMENT USED:	FIELD EQUIPMENT USED:	REMARKS:
MAKE: INSITU	MAKE: SOLINST	
MODEL: TROLL 600	MODEL: 107	
SERIAL NO: 808958	SERIAL NO: 56924	

MATERIAL CODES: **AG** = Amber Glass; **CG** = Clear Glass; **HDPE** = High Density Polyethylene; **LDPE** = Low Density Polyethylene; **PP** = Polypropylene; **S** = Silicone; **T** = Teflon; **O** = Other (Specify)

NOTES:
1. STABILIZATION CRITERIA FOR RANGE OF VARIATION OF LAST THREE CONSECUTIVE READINGS:
   pH: + 1.0 units **Temperature**: + 3% **Specific Conductance**: + 3% **Dissolved Oxygen**: optionally, + 0.2
   Turbidity: all readings < 20 NTU; optionally + 5 NTU or + 10% (whichever is greater)

SAMPLED? Y OR N	# of bottles	Size	Material	Preservative	Preservative Lot Number	Analysis	Preferred Lab
Y	1	250 ml	Plastic	H_2SO_4		Ammonia	WEC Chem Lab
Y	1	250 ml	Plastic	N/A		Conductivity[a]	WEC Chem Lab
						Fluoride[a]	
Y	1	250 ml	Plastic	N/A		Nitrate	Shealy
Y	3	50 ml	Glass vial	Vendor[b]		VOC	Shealy
N	2	250 ml	Glass-amber	N/A		SVOC[d]	Shealy
N	1	250 ml	Plastic	N/A		Tritium[c]	GEL
Y	2	1 liter	Plastic	HNO_3	207555	Gamma Spec[c]	GEL
						Gross Alpha	
						Gross Beta	
						Isotopic U (α Spec)	
						Isotopic U (ICP-MS)	
						Total U (ICP-MS)	
						Tc-99 (liquid scint)	

Notes: [a] Ensure there is no headspace in the bottle.
[b] Glass vials for VOC collection are acidified by the vendor supplying the vials.
[c] Tritium and Gamma Spec Analysis are only performed on Wells W-7, W-10, W-13, W-15, W-16, W-18, W-22, W-24, W-26, W-29, W-30, W-32, W-33, W-39, W-41, W-43, W-44, W-47, W-48, and W-RW2 per NPDES SC0001848 requirements.
[d] SVOC analysis is only performed on Wells W-26, W-41, W-48, and W-RW2 per NPDES SC0001848 requirements.

Retain form in area for 1 year, in Records Room - 3 years and offsite - 57 years.

© 2021 Westinghouse Electric Company LLC.
All Rights Reserved.

Westinghouse Proprietary Class 2
PRINTED COPIES ARE UNCONTROLLED

Low Flow Groundwater Sample Collection Record

WELL NO: 109	SAMPLE ID: W-109-2021-Q4	DATE: 10/26/21
TOTAL WELL LENGTH (feet) (A): 35.02	WATER TABLE DEPTH (feet) (B): 8.7	LENGTH OF WATER COLUMN (feet) (A-B): 26.32
CASING DIAMATER / MATL (inches): 2"	WELL SCREEN INTERVAL DEPTH: 27 feet to 32 feet	CALCULATED SYSTEM VOLUME: 4.2

PURGING DATA

	TUBING DIAMETER (inches): 1/4		PURGE PUMP TYPE OR BAILER: PP
INITIAL PUMP OR TUBING DEPTH IN WELL (feet): 29.5	FINAL PUMP OR TUBING DEPTH IN WELL (feet): 29.5	PURGING START TIME: 0932	PURGING END TIME: 0954	TOTAL VOLUME PURGED (gallons): 2.7

TIME (24 HR)	CUMUL. VOLUME PURGED (gallons)	PURGE RATE (gpm)	DEPTH TO WATER (feet)	ORP (mV)	pH (standard units)	TEMP. (°C)	SPEC. COND. (circle units) µmhos/cm or µS/cm	DISSOLVED OXYGEN (circle units) mg/L or % saturation	TURBIDITY (NTUs)	COLOR (describe)	ODOR (describe)
0934	0	120	8.71	-127.78	6.38	15.7	115.48	5.814	264	clear	none
0939	0.6	120	8.71	-181.54	6.31	18.2	102.77	0.624	84	clear	none
0944	1.3	140	8.71	-187.94	6.32	18.3	102.25	0.446	31	clear	none
0949	2.0	140	8.71	-195.19	6.36	18.4	103.54	0.329	17	clear	none
0954	2.7	140	8.71	-196.81	6.35	18.4	104.02	0.273	9.5	clear	none

WELL CAPACITY (Gallons Per Foot): 0.75" = 0.02; 1" = 0.04; 1.25" = 0.06; 2" = 0.16; 3" = 0.37; 4" = 0.65; 5" = 1.02; 6" = 1.47; 12" = 5.88
TUBING INSIDE DIA. CAPACITY (Gal./Ft.): 1/8" = 0.0006; 3/16" = 0.0014; 1/4" = 0.0026; 5/16" = 0.004; 3/8" = 0.006; 1/2" = 0.010; 5/8" = 0.016
PURGING EQUIPMENT CODES: B = Bailer; BP = Bladder Pump; ESP = Electric Submersible Pump; PP = Peristaltic Pump; O = Other (Specify)

*Parent Procedure, other procedures may reference this form in ETAPS. * Procedure # ROP-06-007

Electronically approved records are authenticated in the electronic document management system.
Information included in this material is proprietary and confidential and cannot be disclosed or used for any reason beyond the intended purpose without the prior written consent of Westinghouse Electric Company LLC.
© 2021 Westinghouse Electric Company LLC. All Rights Reserved

SAMPLING DATA

WELL No: 109	SAMPLED BY (PRINT) / AFFILIATION: TRAndy CLEWS		
SAMPLER(S) SIGNATURE(S): TR		SAMPLING START TIME: 0957	SAMPLING END TIME: 1019
TUBING MATERIAL CODE: T	PUMP OR TUBING DEPTH IN WELL (feet):	DUPLICATE: Y (N)	
FIELD DECONTAMINATION: PUMP Y (N) TUBING Y (N) (replaced)		SAMPLE COLLECTION METHOD: Low flow	

FIELD EQUIPMENT USED:	FIELD EQUIPMENT USED:	REMARKS:
MAKE:	MAKE:	
MODEL:	MODEL:	
SERIAL NO:	SERIAL NO:	

MATERIAL CODES: AG = Amber Glass; CG = Clear Glass; HDPE = High Density Polyethylene; LDPE = Low Density Polyethylene; PP = Polypropylene; S = Silicone; T = Teflon; O = Other (Specify)

NOTES:
1. STABILIZATION CRITERIA FOR RANGE OF VARIATION OF LAST THREE CONSECUTIVE READINGS:
pH: + 1.0 units **Temperature**: + 3% **Specific Conductance**: + 3% **Dissolved Oxygen**: optionally, + 0.2 mg/L or + 10% (whichever is greater) **ORP**: + 10 mV
Turbidity: all readings < 20 NTU; optionally + 5 NTU or + 10% (whichever is greater)

SAMPLED? Y OR N	# of bottles	Size	Material	Preservative	Preservative Lot Number	Analysis	Preferred Lab
Y	1	250 ml	Plastic	H_2SO_4	206168	Ammonia	WEC Chem Lab
Y	1	250 ml	Plastic	N/A		Conductivity[a]	WEC Chem Lab
						Fluoride[a]	
Y	1	250 ml	Plastic	N/A		Nitrate	Shealy
Y	3	50 ml	Glass vial	Vendor[b]		VOC	Shealy
N	2	250 ml	Glass-amber	N/A		SVOC[d]	Shealy
N	1	250 ml	Plastic	N/A		Tritium[c]	GEL
Y	2	1 liter	Plastic	HNO_3	207555	Gamma Spec[c]	GEL
						Gross Alpha	GEL
						Gross Beta	
						Isotopic U (α Spec)	
						Isotopic U (ICP-MS)	
						Total U (ICP-MS)	
						Tc-99 (liquid scint)	

Notes: [a] Ensure there is no headspace in the bottle.
[b] Glass vials for VOC collection are acidified by the vendor supplying the vials.
[c] Tritium and Gamma Spec Analysis are only performed on Wells W-7, W-10, W-13, W-15, W-16, W-18, W-22, W-24, W-26, W-29, W-30, W-32, W-33, W-39, W-41, W-43, W-44, W-47, W-48, and W-RW2 per NPDES SC0001848 requirements.
[d] SVOC analysis is only performed on Wells W-26, W-41, W-48, and W-RW2 per NPDES SC0001848 requirements.

Retain form in area for 1 year, in Records Room - 3 years and offsite - 57 years.

© 2021 Westinghouse Electric Company LLC.
All Rights Reserved

Low Flow Groundwater Sample Collection Record

WELL NO: 110	SAMPLE ID: W-110-2021-Q4	DATE: 10/26/21
TOTAL WELL LENGTH (feet) (A): 36.9	WATER TABLE DEPTH (feet) (B): 9.25	LENGTH OF WATER COLUMN (feet) (A-B): 27.65
CASING DIAMATER / MATL (inches): 2"	WELL SCREEN INTERVAL DEPTH: 29 feet to 34 feet	CALCULATED SYSTEM VOLUME: 4.4

PURGING DATA

	TUBING DIAMETER (inches): 1/4		PURGE PUMP TYPE OR BAILER: PP
INITIAL PUMP OR TUBING DEPTH IN WELL (feet): 31.5	FINAL PUMP OR TUBING DEPTH IN WELL (feet): 31.5	PURGING START TIME: 1247	PURGING END TIME: 1320	TOTAL VOLUME PURGED (~~gallons~~): 4.8

TIME (24 HR)	CUMUL. VOLUME PURGED (gallons)	PURGE RATE (gpm)	DEPTH TO WATER (feet)	ORP (mV)	pH (standard units)	TEMP. (°C)	SPEC. COND. (circle units) µmhos/cm or µS/cm	DISSOLVED OXYGEN (circle units) mg/L or % saturation	TURBIDITY (NTUs)	COLOR (describe)	ODOR (describe)
1250	0	160	9.27	-161.12	6.27	19.1	76.51	1.201	32	CLEAR	NONE
1255	0.8	160	9.27	-108.33	5.75	18.9	37.35	0.466	10	CLEAR	NONE
1300	1.6	160	9.27	-109.11	5.77	18.8	38.62	0.315	9	CLEAR	NONE
1305	2.4	160	9.27	-109.65	5.80	18.8	39.63	0.258	7	CLEAR	NONE
1310	3.2	160	9.27	-114.33	5.85	18.9	42.40	0.196	8	CLEAR	NONE
1315	4.0	160	9.27	-117.02	5.88	18.8	43.46	0.156	4	CLEAR	NONE
1320	4.8	160	9.27	-112.35	5.76	18.8	44.85	0.143	4	CLEAR	NONE

WELL CAPACITY (Gallons Per Foot): **0.75"** = 0.02; **1"** = 0.04; **1.25"** = 0.06; **2"** = 0.16; **3"** = 0.37; **4"** = 0.65; **5"** = 1.02; **6"** = 1.47; **12"** = 5.88
TUBING INSIDE DIA. CAPACITY (Gal./Ft.): **1/8"** = 0.0006; **3/16"** = 0.0014; **1/4"** = 0.0026; **5/16"** = 0.004; **3/8"** = 0.006; **1/2"** = 0.010; **5/8"** = 0.016

PURGING EQUIPMENT CODES: **B** = Bailer; **BP** = Bladder Pump; **ESP** = Electric Submersible Pump; **PP** = Peristaltic Pump; **O** = Other (Specify)

*Parent Procedure, other procedures may reference this form in ETAPS. * Procedure # ROP-06-007

Electronically approved records are authenticated in the electronic document management system.
Information included in this material is proprietary and confidential and cannot be disclosed or used for any reason beyond the intended purpose without the prior written consent of Westinghouse Electric Company LLC.
© 2021 Westinghouse Electric Company LLC. All Rights Reserved.

Westinghouse Proprietary Class 2
PRINTED COPIES ARE UNCONTROLLED

SAMPLING DATA

WELL No: 110	SAMPLED BY (PRINT) / AFFILIATION: TRAndy CREWS		
SAMPLER(S) SIGNATURE(S): TRC		SAMPLING START TIME: 1323	SAMPLING END TIME: 1342
TUBING MATERIAL CODE: T	PUMP OR TUBING DEPTH IN WELL (feet):	DUPLICATE: Y (N)	
FIELD DECONTAMINATION: PUMP Y (N)	TUBING Y (N) (replaced)	SAMPLE COLLECTION METHOD: LOW FLOW	

FIELD EQUIPMENT USED:	FIELD EQUIPMENT USED:	REMARKS:
MAKE:	MAKE:	
MODEL:	MODEL:	
SERIAL NO:	SERIAL NO:	

MATERIAL CODES: **AG** = Amber Glass; **CG** = Clear Glass; **HDPE** = High Density Polyethylene; **LDPE** = Low Density Polyethylene; **PP** = Polypropylene; **S** = Silicone; **T** = Teflon; **O** = Other (Specify)

NOTES:
1. STABILIZATION CRITERIA FOR RANGE OF VARIATION OF LAST THREE CONSECUTIVE READINGS:
pH: + 1.0 units **Temperature**: + 3% **Specific Conductance**: + 3% **Dissolved Oxygen**: optionally, + 0.2 mg/L or + 10% (whichever is greater) **ORP**: + 10 mV
Turbidity: all readings < 20 NTU; optionally + 5 NTU or + 10% (whichever is greater)

SAMPLED? Y OR N	# of bottles	Size	Material	Preservative	Preservative Lot Number	Analysis	Preferred Lab
Y	1	250 ml	Plastic	H_2SO_4	206168	Ammonia	WEC Chem Lab
Y	1	250 ml	Plastic	N/A		Conductivity[a]	WEC Chem Lab
						Fluoride[a]	
Y	1	250 ml	Plastic	N/A		Nitrate	Shealy
Y	3	50 ml	Glass vial	Vendor[b]		VOC	Shealy
N	2	250 ml	Glass-amber	N/A		SVOC[d]	Shealy
N	1	250 ml	Plastic	N/A		Tritium[c]	GEL
Y	2	1 liter	Plastic	HNO_3	207555	Gamma Spec[c]	GEL
						Gross Alpha	GEL
						Gross Beta	
						Isotopic U (α Spec)	
						Isotopic U (ICP-MS)	
						Total U (ICP-MS)	
						Tc-99 (liquid scint)	

Notes: [a] Ensure there is no headspace in the bottle.
[b] Glass vials for VOC collection are acidified by the vendor supplying the vials.
[c] Tritium and Gamma Spec Analysis are only performed on Wells W-7, W-10, W-13, W-15, W-16, W-18, W-22, W-24, W-26, W-29, W-30, W-32, W-33, W-39, W-41, W-43, W-44, W-47, W-48, and W-RW2 per NPDES SC0001848 requirements.
[d] SVOC analysis is only performed on Wells W-26, W-41, W-48, and W-RW2 per NPDES SC0001848 requirements.

Retain form in area for 1 year, in Records Room - 3 years and offsite - 57 years.

© 2021 Westinghouse Electric Company LLC.
All Rights Reserved.
Westinghouse Proprietary Class 2
PRINTED COPIES ARE UNCONTROLLED

Low Flow Groundwater Sample Collection Record

WELL NO: W-111	SAMPLE ID: W-111-2021-Q4	DATE: 10-26-21
TOTAL WELL LENGTH (feet) (A): 84.40	WATER TABLE DEPTH (feet) (B): 6.63	LENGTH OF WATER COLUMN (feet) (A-B): 77.77
CASING DIAMATER / MATL (inches): 2" / PVC	WELL SCREEN INTERVAL DEPTH: 76 feet to 81 feet	CALCULATED SYSTEM VOLUME: 12.68

PURGING DATA

	TUBING DIAMETER (inches): 1/4		PURGE PUMP TYPE OR BAILER: PERISTALTIC

INITIAL PUMP OR TUBING DEPTH IN WELL (feet): 81.40	FINAL PUMP OR TUBING DEPTH IN WELL (feet): 81.40	PURGING START TIME: 1137	PURGING END TIME: 1159	TOTAL VOLUME PURGED (gallons): 3.0

TIME (24 HR)	CUMUL. VOLUME PURGED (gallons) LITERS	PURGE RATE (gpm) mL PM	DEPTH TO WATER (feet)	ORP (mV)	pH (standard units)	TEMP. (°C)	SPEC COND. (circle units) µmhos/cm or µS/cm	DISSOLVED OXYG N (circle units) mg/L or % saturation	TURB DITY (NTUs)	COLOR (desc ib) LITERS	ODOR (descabe)
1139	INITIAL	150	6.66		6.12		72.30	3.80	1.97	CLEAR	NO
1144	0.75	150	6.66	125.10		18.38	26.56		6.74	"	
1149	1.50	150	6.66	129.96	5.04	18.38	26.15	0.27	4.71	"	"
1154	2.25	150	6.66	128.21	5.04	18.39	26.19	0.22	1.54	"	"
1159	3.00	150	6.66	126.88	5.03	18.37	26.08	0.20	0	"	"

WELL CAPACITY (Gallons Per Foot): **0.75"** = 0.02; **1"** = 0.04; **1.25"** = 0.06; **2"** = 0.16; **3"** = 0.37; **4"** = 0.65; **5"** = 1.02; **6"** = 1.47; **12"** = 5.88
TUBING INSIDE DIA. CAPACITY (Gal./Ft.): **1/8"** = 0.0006; **3/16"** = 0.0014; **1/4"** = 0.0026; **5/16"** = 0.004; **3/8"** = 0.006; **1/2"** = 0.010; **5/8"** = 0.016

PURGING EQUIPMENT CODES: **B** = Bailer; **BP** = Bladder Pump; **ESP** = Electric Submersible Pump; **PP** = Peristaltic Pump; **O** = Other (Specify)

*Parent Procedure, other procedures may reference this form in ETAPS. * Procedure # ROP-06-007

Electronically approved records are authenticated in the electronic document management system.

Information included in this material is proprietary and confidential and cannot be disclosed or used for any reason beyond the intended purpose without the prior written consent of Westinghouse Electric Company LLC.

© 2021 Westinghouse Electric Company LLC. All Rights Reserved.

Westinghouse Proprietary Class 2
PRINTED COPIES ARE UNCONTROLLED

SAMPLING DATA

WELL No:	SAMPLED BY (PRINT) / AFFILIATION:	
W-111	James Leaphart / AECOM	
SAMPLER(S) SIGNATURE(S): JL Leaphart	SAMPLING START TIME: 1159	SAMPLING END TIME: 1218
TUBING MATERIAL CODE: T	PUMP OR TUBING DEPTH IN WELL (feet): 81.40	DUPLICATE: Y (N)
FIELD DECONTAMINATION: PUMP Y (N) TUBING (Y) N (replaced)	SAMPLE COLLECTION METHOD: Peristaltic	

FIELD EQUIPMENT USED:	FIELD EQUIPMENT USED:	REMARKS:
MAKE: INSITU	MAKE: Solinst	
MODEL: Troll 600	MODEL: 107	
SERIAL NO: 808958	SERIAL NO: 5C924	

MATERIAL CODES: **AG** = Amber Glass; **CG** = Clear Glass; **HDPE** = High Density Polyethylene; **LDPE** = Low Density Polyethylene; **PP** = Polypropylene; **S** = Silicone; **T** = Teflon; **O** = Other (Specify)

NOTES:
1. STABILIZATION CRITERIA FOR RANGE OF VARIATION OF LAST THREE CONSECUTIVE READINGS:
pH: + 1.0 units **Temperature**: + 3% **Specific Conductance**: + 3% **Dissolved Oxygen**: optionally, + 0.2 mg/L or + 10% (whichever is greater) **ORP**: + 10 mV
Turbidity: all readings < 20 NTU; optionally + 5 NTU or + 10% (whichever is greater)

SAMPLED? Y OR N	# of bottles	Size	Material	Preservative	Preservative Lot Number	Analysis	Preferred Lab
Y	1	250 ml	Plastic	H_2SO_4	206168	Ammonia	WEC Chem Lab
Y	1	250 ml	Plastic	N/A		~~Conductivity~~	WEC Chem Lab
						Fluoride[a]	
Y	1	250 ml	Plastic	N/A		Nitrate	Shealy
Y	3	50 ml	Glass vial	Vendor[b]		VOC	Shealy
N	2	250 ml	Glass-amber	N/A		SVOC[d]	Shealy
N	1	250 ml	Plastic	N/A		Tritium[c]	GEL
Y	2	1 liter	Plastic	HNO_3	201942	Gamma Spec[c]	GEL
						Gross Alpha	GEL
						Gross Beta	
						Isotopic U (α Spec)	
						Isotopic U (ICP-MS)	
						Total U (ICP-MS)	
						Tc-99 (liquid scint)	

Notes: [a] Ensure there is no headspace in the bottle.
[b] Glass vials for VOC collection are acidified by the vendor supplying the vials.
[c] Tritium and Gamma Spec Analysis are only performed on Wells W-7, W-10, W-13, W-15, W-16, W-18, W-22, W-24, W-26, W-29, W-30, W-32, W-33, W-39, W-41, W-43, W-44, W-47, W-48, and W-RW2 per NPDES SC0001848 requirements.
[d] SVOC analysis is only performed on Wells W-26, W-41, W-48, and W-RW2 per NPDES SC0001848 requirements.

Retain form in area for 1 year, in Records Room - 3 years and offsite - 57 years.

© 2021 Westinghouse Electric Company LLC.
All Rights Reserved.
Westinghouse Proprietary Class 2
PRINTED COPIES ARE UNCONTROLLED

Low Flow Groundwater Sample Collection Record

WELL NO: W-112	SAMPLE ID: W-112-2021-Q4	DATE: 10-26-21
TOTAL WELL LENGTH (feet) (A): 36.87	WATER TABLE DEPTH (feet) (B): 8.68	LENGTH OF WATER COLUMN (feet) (A-B): 28.19
CASING DIAMATER / MATL (inches): 2" / PVC	WELL SCREEN INTERVAL DEPTH: 29 feet to 34 feet	CALCULATED SYSTEM VOLUME: 4.59

PURGING DATA

	TUBING DIAMETER (inches): 1/4		PURGE PUMP TYPE OR BAILER: PERISTALTIC
INITIAL PUMP OR TUBING DEPTH IN WELL (feet): 33.87	FINAL PUMP OR TUBING DEPTH IN WELL (feet): 33.87	PURGING START TIME: 0907	PURGING END TIME: 0929 / TOTAL VOLUME PURGED (~~gallons~~ LITERS): 3.20

TIME (24 HR)	CUMUL. VOLUME PURGED (~~gallons~~ LITERS)	PURGE RATE (~~gpm~~ mL PM)	DEPTH TO WATER (feet)	ORP (mV)	pH (standard units)	TEMP. (°C)	SPEC COND. (circle units) µmhos/cm or µS/cm	DISSOLVED OXYGEN (circle units) mg/L or % saturation	TURBIDITY (NTUs)	COLOR (describe)	ODOR (describe)
0909	INITIAL	160	8.68	-70.52	6.21	18.38	25	2.63	28.93	CLEAR	NO
0914	0.80	160	8.68	-95.84	6.26	18.05	268.18	0.59	6.64	"	"
0919	1.60	160	8.68	-100.41	6.28	17.98	267.92	0.37	3.26	"	"
0924	2.40	160	8.68	-102.73	6.28	17.93	268.47	0.26	5.15	"	"
0929	3.20	160	8.68	-104.17	6.29	17.92	268.18	0.23	0.86	"	"

WELL CAPACITY (Gallons Per Foot): **0.75"** = 0.02; **1"** = 0.04; **1.25"** = 0.06; **2"** = 0.16; **3"** = 0.37; **4"** = 0.65; **5"** = 1.02; **6"** = 1.47; **12"** = 5.88
TUBING INSIDE DIA. CAPACITY (Gal./Ft.): **1/8"** = 0.0006; **3/16"** = 0.0014; **1/4"** = 0.0026; **5/16"** = 0.004; **3/8"** = 0.006; **1/2"** = 0.010; **5/8"** = 0.016

PURGING EQUIPMENT CODES: **B** = Bailer; **BP** = Bladder Pump; **ESP** = Electric Submersible Pump; **PP** = Peristaltic Pump; **O** = Other (Specify)

*Parent Procedure, other procedures may reference this form in ETAPS. * Procedure # ROP-06-007

Electronically approved records are authenticated in the electronic document management system.

Information included in this material is proprietary and confidential and cannot be disclosed or used for any reason beyond the intended purpose without the prior written consent of Westinghouse Electric Company LLC.

© 2021 Westinghouse Electric Company LLC. All Rights Reserved.

Westinghouse Proprietary Class 2
PRINTED COPIES ARE UNCONTROLLED

SAMPLING DATA

WELL No: L-112	SAMPLED BY (PRINT) / AFFILIATION: James Leaphart		
SAMPLER(S) SIGNATURE(S): JLeaphart		SAMPLING START TIME: 0930	SAMPLING END TIME: 0946
TUBING MATERIAL CODE: T	PUMP OR TUBING DEPTH IN WELL (feet): 33.87	DUPLICATE: Y (N)	
FIELD DECONTAMINATION: PUMP Y (N) TUBING (Y) N (replaced)		SAMPLE COLLECTION METHOD: PERISTALTIC	

FIELD EQUIPMENT USED:	FIELD EQUIPMENT USED:	REMARKS:
MAKE: IPSITU	MAKE: SOLINST	
MODEL: TROLL 600	MODEL: 107	
SERIAL NO: 808958	SERIAL NO: 56924	

MATERIAL CODES: **AG** = Amber Glass; **CG** = Clear Glass; **HDPE** = High Density Polyethylene; **LDPE** = Low Density Polyethylene; **PP** = Polypropylene; **S** = Silicone; **T** = Teflon; **O** = Other (Specify)

NOTES:
1. STABILIZATION CRITERIA FOR RANGE OF VARIATION OF LAST THREE CONSECUTIVE READINGS:
pH: + 1.0 units **Temperature**: + 3% **Specific Conductance**: + 3% **Dissolved Oxygen**: optionally, + 0.2 mg/L or + 10% (whichever is greater) **ORP**: + 10 mV
Turbidity: all readings < 20 NTU; optionally + 5 NTU or + 10% (whichever is greater)

SAMPLED? Y OR N	# of bottles	Size	Material	Preservative	Preservative Lot Number	Analysis	Preferred Lab
Y	1	250 ml	Plastic	H_2SO_4	20668	Ammonia	WEC Chem Lab
Y	1	250 ml	Plastic	N/A		~~Conductivity~~[a]	WEC Chem Lab
						Fluoride[a]	
Y	1	250 ml	Plastic	N/A		Nitrate	Shealy
Y	3	50 ml	Glass vial	Vendor[b]		VOC	Shealy
N	2	250 ml	Glass-amber	N/A		SVOC[d]	Shealy
N	1	250 ml	Plastic	N/A		Tritium[c]	GEL
Y	2	1 liter	Plastic	HNO_3	201942	Gamma Spec[c]	GEL
						Gross Alpha	GEL
						Gross Beta	
						Isotopic U (α Spec)	
						Isotopic U (ICP-MS)	
						Total U (ICP-MS)	
						Tc-99 (liquid scint)	

Notes: [a] Ensure there is no headspace in the bottle.
[b] Glass vials for VOC collection are acidified by the vendor supplying the vials.
[c] Tritium and Gamma Spec Analysis are only performed on Wells W-7, W-10, W-13, W-15, W-16, W-18, W-22, W-24, W-26, W-29, W-30, W-32, W-33, W-39, W-41, W-43, W-44, W-47, W-48, and W-RW2 per NPDES SC0001848 requirements.
[d] SVOC analysis is only performed on Wells W-26, W-41, W-48, and W-RW2 per NPDES SC0001848 requirements.

Retain form in area for 1 year, in Records Room - 3 years and offsite - 57 years.

© 2021 Westinghouse Electric Company LLC.
All Rights Reserved.
Westinghouse Proprietary Class 2
PRINTED COPIES ARE UNCONTROLLED

Low Flow Groundwater Sample Collection Record

WELL NO: W-113	SAMPLE ID: W-113-2021-Q4	DATE: 10-15-21
TOTAL WELL LENGTH (feet) (A): 38.99	WATER TABLE DEPTH (feet) (B): 10.94	LENGTH OF WATER COLUMN (feet) (A-B): 28.05
CASING DIAMATER / MATL (inches): 2" / PVC	WELL SCREEN INTERVAL DEPTH: 31 feet to 36 feet	CALCULATED SYSTEM VOLUME: 4.57

PURGING DATA

	TUBING DIAMETER (inches): 1/4			PURGE PUMP TYPE OR BAILER: PERISTALTIC
INITIAL PUMP OR TUBING DEPTH IN WELL (feet): 36	FINAL PUMP OR TUBING DEPTH IN WELL (feet): 36	PURGING START TIME: 0827	PURGING END TIME: 0911	TOTAL VOLUME PURGED (~~gallons~~ LITERS): 4.80

TIME (24 HR)	CUMUL. VOLUME PURGED (~~gallons~~) LITERS	PURGE RATE (~~gpm~~) mL Pm	DEPTH TO WATER (feet)	ORP (mV)	pH (standard units)	TEMP. (°C)	SPEC. COND. (circle units) µmhos/cm or µS/cm	DISSOLVED OXYGEN (circle units) mg/L or % saturation	TURBIDITY (NTUs)	COLOR (describe)	ODOR (describe)
0830	INITIAL	200	11.21	124.21	6.97	19.90	215.52	5.19	59.01	CLOUDY	NO
0835	1.00	160	11.52	73.30	6.10	19.43	182.91	0.58	6.06	CLEAR	"
0840	1.80	100	11.73	67.54	6.06	19.39	176.51	0.46	11.30	"	"
0845	2.30	100	11.89	50.64	6.06	19.54	173.28	0.45	21.18	"	"
0850	2.80	100	12.02	29.96	6.07	19.57	168.14	0.41	31.08	"	"
0856	3.30	100	12.13	27.40	6.04	19.47	164.66	0.40	42.13	"	"
0901	3.80	100	12.22	29.60	6.02	19.59	160.55	0.41	1.15	"	"
0906	4.30	100	12.32	34.32	5.97	19.53	159.23	0.55	0.39	"	"
0911	4.80	100	12.40	30.33	5.98	19.58	157.94	0.43	1.06	"	"

WELL CAPACITY (Gallons Per Foot): **0.75"** = 0.02; **1"** = 0.04; **1.25"** = 0.06; **2"** = 0.16; **3"** = 0.37; **4"** = 0.65; **5"** = 1.02; **6"** = 1.47; **12"** = 5.88
TUBING INSIDE DIA. CAPACITY (Gal./Ft.): **1/8"** = 0.0006; **3/16"** = 0.0014; **1/4"** = 0.0026; **5/16"** = 0.004; **3/8"** = 0.006; **1/2"** = 0.010; **5/8"** = 0.016

PURGING EQUIPMENT CODES: **B** = Bailer; **BP** = Bladder Pump; **ESP** = Electric Submersible Pump; **PP** = Peristaltic Pump; **O** = Other (Specify)

*Parent Procedure, other procedures may reference this form in ETAPS. * Procedure # ROP-06-007

Electronically approved records are authenticated in the electronic document management system.

Information included in this material is proprietary and confidential and cannot be disclosed or used for any reason beyond the intended purpose without the prior written consent of Westinghouse Electric Company LLC.

© 2021 Westinghouse Electric Company LLC.
All Rights Reserved.

Westinghouse Proprietary Class 2
PRINTED COPIES ARE UNCONTROLLED

SAMPLING DATA

WELL No:	SAMPLED BY (PRINT) / AFFILIATION:	
W-113	James Leathart / AECOM	
SAMPLER(S) SIGNATURE(S):	SAMPLING START TIME: 0912	**SAMPLING END TIME:** 0939
TUBING MATERIAL CODE: T	**PUMP OR TUBING DEPTH IN WELL (feet):** 36	**DUPLICATE:** Y (N)
FIELD DECONTAMINATION: PUMP Y (N) TUBING (Y) N (replaced)		**SAMPLE COLLECTION METHOD:** PERISTALTIC

FIELD EQUIPMENT USED:	FIELD EQUIPMENT USED:	REMARKS:
MAKE: INSITU	MAKE: SOLINST	
MODEL: TROLL 600	MODEL: 107	
SERIAL NO: 868758	SERIAL NO: 56924	

MATERIAL CODES: **AG** = Amber Glass; **CG** = Clear Glass; **HDPE** = High Density Polyethylene; **LDPE** = Low Density Polyethylene; **PP** = Polypropylene; **S** = Silicone; **T** = Teflon; **O** = Other (Specify)

NOTES:
1. STABILIZATION CRITERIA FOR RANGE OF VARIATION OF LAST THREE CONSECUTIVE READINGS:
pH: + 1.0 units **Temperature**: + 3% **Specific Conductance**: + 3% **Dissolved Oxygen**: optionally, + 0.2 mg/L or + 10% (whichever is greater) **ORP**: + 10 mV
Turbidity: all readings < 20 NTU; optionally + 5 NTU or + 10% (whichever is greater)

SAMPLED? Y OR N	# of bottles	Size	Material	Preservative	Preservative Lot Number	Analysis	Preferred Lab
Y	1	250 ml	Plastic	H_2SO_4	206168	Ammonia	WEC Chem Lab
Y	1	250 ml	Plastic	N/A		~~Conductivity[a]~~	WEC Chem Lab
						Fluoride[a]	
Y	1	250 ml	Plastic	N/A		Nitrate	Shealy
Y	3	50 ml	Glass vial	Vendor[b]		VOC	Shealy
N	2	250 ml	Glass-amber	N/A		SVOC[d]	Shealy
N	1	250 ml	Plastic	N/A		Tritium[c]	GEL
Y	2	1 liter	Plastic	HNO_3	201942	Gamma Spec[c]	GEL
Y						Gross Alpha	GEL
						Gross Beta	
						Isotopic U (α Spec)	
						Isotopic U (ICP-MS)	
						Total U (ICP-MS)	
						Tc-99 (liquid scint)	

Notes: [a] Ensure there is no headspace in the bottle.
[b] Glass vials for VOC collection are acidified by the vendor supplying the vials.
[c] Tritium and Gamma Spec Analysis are only performed on Wells W-7, W-10, W-13, W-15, W-16, W-18, W-22, W-24, W-26, W-29, W-30, W-32, W-33, W-39, W-41, W-43, W-44, W-47, W-48, and W-RW2 per NPDES SC0001848 requirements.
[d] SVOC analysis is only performed on Wells W-26, W-41, W-48, and W-RW2 per NPDES SC0001848 requirements.

Retain form in area for 1 year, in Records Room - 3 years and offsite - 57 years.

© 2021 Westinghouse Electric Company LLC.
All Rights Reserved.

Westinghouse Proprietary Class 2
PRINTED COPIES ARE UNCONTROLLED

Low Flow Groundwater Sample Collection Record

WELL NO: W-114	SAMPLE ID: W-114-2021-Q4	DATE: 10-15-21
TOTAL WELL LENGTH (feet) (A): 23.47	WATER TABLE DEPTH (feet) (B): 10.55	LENGTH OF WATER COLUMN (feet) (A-B): 12.92
CASING DIAMATER / MATL (inches): 2" / P	WELL SCREEN INTERVAL DEPTH: 10 feet to 20 feet	CALCULATED SYSTEM VOLUME: 2.11

PURGING DATA

	TUBING DIAMETER (inches): 1/4		PURGE PUMP TYPE OR BAILER: Peristaltic
INITIAL PUMP OR TUBING DEPTH IN WELL (feet): 18.0	FINAL PUMP OR TUBING DEPTH IN WELL (feet):	PURGING START TIME: 0945	PURGING END TIME: 1034

TOTAL VOLU PURGED ~~gallons~~ L 5

TIME (24 HR)	CUMUL. VOLUME PURGED ~~(gallons)~~ LITERS	PURGE RATE ~~(gpm)~~ mL/m	DEPTH TO WATER (feet)	ORP (mV)	pH (standard units)	TEMP. (°C)	SPEC. COND. (circle units) µmhos/cm or µS/cm	DISSOLVED OXYGEN (circle units) mg/L or % saturation	TURBIDITY (NTUs)	COLOR (describe)	ODOR (describe)
0949	INITIAL	150	10.78	124.53	5.44	20.91	92.31	4.66	174.37	TAN	NO
0954	0.75	100	10.85	150.76	5.35	20.89	86.16	0.67	75.67	CLOUDY	"
0959	1.25	100	10.89	137.78	5.37	21.03	88.10	0.54	35.93	CLEAR	"
1004	1.75	100	10.94	127.01	5.44	21.10	93.55	0.66	14.23	"	"
1009	2.25	100	10.97	98.06	5.43	21.19	92	0.75	4.83	"	"
1014	2.75	100	10.99	82.67	5.45	21.26	93.89	0.87	3.60	"	"
1019	3.25	100	11.01	72.87	5.46	21.32	95.92	0.97	3.86	"	"
1024	3.75	100	11.02	64.46	5.49	21.37	92.37	1.08	4.27	"	"
1029	4.25	100	11.02	66.16	5.46	21.55	93.83	1.21	3.88	"	"
1034	4.75	100	11.02	65.19	5.41	21.64	94.16	1.26	2.73	"	"

WELL CAPACITY (Gallons Per Foot): **0.75"** = 0.02; **1"** = 0.04; **1.25"** = 0.06; **2"** = 0.16; **3"** = 0.37; **4"** = 0.65; **5"** = 1.02; **6"** = 1.47; **12"** = 5.88
TUBING INSIDE DIA. CAPACITY (Gal./Ft.): **1/8"** = 0.0006; **3/16"** = 0.0014; **1/4"** = 0.0026; **5/16"** = 0.004; **3/8"** = 0.006; **1/2"** = 0.010; **5/8"** = 0.016

PURGING EQUIPMENT CODES: **B** = Bailer; **BP** = Bladder Pump; **ESP** = Electric Submersible Pump; **PP** = Peristaltic Pump; **O** = Other (Specify)

*Parent Procedure, other procedures may reference this form in ETAPS. * Procedure # ROP-06-007

Electronically approved records are authenticated in the electronic document management system.
Information included in this material is proprietary and confidential and cannot be disclosed or used for any reason beyond the intended purpose without the prior written consent of Westinghouse Electric Company LLC.
© 2021 Westinghouse Electric Company LLC. All Rights Reserved.

Westinghouse Proprietary Class 2
PRINTED COPIES ARE UNCONTROLLED

SAMPLING DATA

WELL No:	SAMPLED BY (PRINT) / AFFILIATION:		
W-114	JAMES LEAPHART / AECOM		
SAMPLER(S) SIGNATURE(S):		**SAMPLING START TIME:** 1036	**SAMPLING END TIME:** 1102
TUBING MATERIAL CODE: T	PUMP OR TUBING DEPTH IN WELL (feet): 18	DUPLICATE: Y (N)	
FIELD DECONTAMINATION: PUMP Y (N)	TUBING (Y) N (replaced)	**SAMPLE COLLECTION METHOD:** PERISTALTIC	

FIELD EQUIPMENT USED:	FIELD EQUIPMENT USED:	REMARKS:
MAKE: INSITU	**MAKE:** SOLINST	
MODEL: TROLL 600	**MODEL:** 107	
SERIAL NO: 808958	**SERIAL NO:** 56924	

MATERIAL CODES: **AG** = Amber Glass; **CG** = Clear Glass; **HDPE** = High Density Polyethylene; **LDPE** = Low Density Polyethylene; **PP** = Polypropylene; **S** = Silicone; **T** = Teflon; **O** = Other (Specify)

NOTES:
1. STABILIZATION CRITERIA FOR RANGE OF VARIATION OF LAST THREE CONSECUTIVE READINGS:
pH: + 1.0 units **Temperature**: + 3% **Specific Conductance**: + 3% **Dissolved Oxygen**: optionally, + 0.2 mg/L or + 10% (whichever is greater) **ORP**: + 10 mV
Turbidity: all readings < 20 NTU; optionally + 5 NTU or + 10% (whichever is greater)

SAMPLED? Y OR N	# of bottles	Size	Material	Preservative	Preservative Lot Number	Analysis	Preferred Lab
Y	1	250 ml	Plastic	H_2SO_4	206168	Ammonia	WEC Chem Lab
Y	1	250 ml	Plastic	N/A		~~Conductivity~~[a]	WEC Chem Lab
						Fluoride[a]	
Y	1	250 ml	Plastic	N/A		Nitrate	Shealy
Y	3	50 ml	Glass vial	Vendor[b]		VOC	Shealy
N	2	250 ml	Glass-amber	N/A		SVOC[d]	Shealy
N	1	250 ml	Plastic	N/A		Tritium[c]	GEL
Y	2	1 liter	Plastic	HNO_3	201942	Gamma Spec[c]	GEL
						Gross Alpha	GEL
						Gross Beta	
						Isotopic U (α Spec)	
						Isotopic U (ICP-MS)	
						Total U (ICP-MS)	
						Tc-99 (liquid scint)	

Notes: [a] Ensure there is no headspace in the bottle.
[b] Glass vials for VOC collection are acidified by the vendor supplying the vials.
[c] Tritium and Gamma Spec Analysis are only performed on Wells W-7, W-10, W-13, W-15, W-16, W-18, W-22, W-24, W-26, W-29, W-30, W-32, W-33, W-39, W-41, W-43, W-44, W-47, W-48, and W-RW2 per NPDES SC0001848 requirements.
[d] SVOC analysis is only performed on Wells W-26, W-41, W-48, and W-RW2 per NPDES SC0001848 requirements.

Retain form in area for 1 year, in Records Room - 3 years and offsite - 57 years.

© 2021 Westinghouse Electric Company LLC.
All Rights Reserved.

Westinghouse Proprietary Class 2
PRINTED COPIES ARE UNCONTROLLED

Low Flow Groundwater Sample Collection Record

WELL NO: W-115	SAMPLE ID: W-115-2021-Q4	DATE: 10-14-21
TOTAL WELL LENGTH (feet) (A): 47.87	WATER TABLE DEPTH (feet) (B): 18.02	LENGTH OF WATER COLUMN (feet) (A-B): 29.85
CASING DIAMATER / MATL (inches): 2" PVC	WELL SCREEN INTERVAL DEPTH: 40.5 feet to 45.5 feet	CALCULATED SYSTEM VOLUME: 4.87

PURGING DATA

	TUBING DIAMETER (inches): 1/4		PURGE PUMP TYPE OR BAILER: PERISTALTIC

INITIAL PUMP OR TUBING DEPTH IN WELL (feet): 44.0	FINAL PUMP OR TUBING DEPTH IN WELL (feet): 44.0	PURGING START TIME: 1000	PURGING END TIME: 1023	TOTAL VOLUME PURGED (~~gallons~~ Liters): 3.40

TIME (24 HR)	CUMUL. VOLUME PURGED (~~gallons~~ Liters)	PURGE RATE (~~gpm~~ mL Pm)	DEPTH TO WATER (feet)	ORP (mV)	pH (standard units)	TEMP. (°C)	SPEC. COND. (circle units) µmhos/cm or µS/cm	DISSOLVED OXYGEN (circle units) mg/L or % saturation	TURBIDITY (NTUs)	COLOR (describe)	ODOR (describe)
1003	INITIAL	170	18.15	104.48	5.52	19.62	129.49	4.09	3.39	CLEAR	NO
1008	0.85	170	18.20	230.98	5.18	18.98	101.09	4.23	0	"	"
1013	1.70	170	18.20	244.36	5.28	18.90	99.74	3.80	0	"	"
1018	2.55	170	18.21	241.70	5.32	18.88	98.62	3.49	1.74	"	"
1023	3.40	170	18.21	242.57	5.35	18.84	97.73	3.17	4.52	"	"

WELL CAPACITY (Gallons Per Foot): **0.75"** = 0.02; **1"** = 0.04; **1.25"** = 0.06; **2"** = 0.16; **3"** = 0.37; **4"** = 0.65; **5"** = 1.02; **6"** = 1.47; **12"** = 5.88
TUBING INSIDE DIA. CAPACITY (Gal./Ft.): **1/8"** = 0.0006; **3/16"** = 0.0014; **1/4"** = 0.0026; **5/16"** = 0.004; **3/8"** = 0.006; **1/2"** = 0.010; **5/8"** = 0.016

PURGING EQUIPMENT CODES: **B** = Bailer; **BP** = Bladder Pump; **ESP** = Electric Submersible Pump; **PP** = Peristaltic Pump; **O** = Other (Specify)

*Parent Procedure, other procedures may reference this form in ETAPS. * Procedure # ROP-06-007

Electronically approved records are authenticated in the electronic document management system.

Information included in this material is proprietary and confidential and cannot be disclosed or used for any reason beyond the intended purpose without the prior written consent of Westinghouse Electric Company LLC.

© 2021 Westinghouse Electric Company LLC.
All Rights Reserved.

Westinghouse Proprietary Class 2
PRINTED COPIES ARE UNCONTROLLED

SAMPLING DATA

WELL No: W-115	SAMPLED BY (PRINT) / AFFILIATION: JAMES LIGHTHART / ACCOM		
SAMPLER(S) SIGNATURE(S): [signature]		SAMPLING START TIME: 1024	SAMPLING END TIME: 1047
TUBING MATERIAL CODE: T	PUMP OR TUBING DEPTH IN WELL (feet): 44.0	DUPLICATE: Y (N)	
FIELD DECONTAMINATION: PUMP Y (N) TUBING (Y) N (replaced)		SAMPLE COLLECTION METHOD: PERISTALTIC	

FIELD EQUIPMENT USED:	FIELD EQUIPMENT USED:	REMARKS:
MAKE: INSITU	MAKE: SOLINST	
MODEL: TROLL 600	MODEL: 107	
SERIAL NO: 808958	SERIAL NO: 56924	

MATERIAL CODES: **AG** = Amber Glass; **CG** = Clear Glass; **HDPE** = High Density Polyethylene; **LDPE** = Low Density Polyethylene; **PP** = Polypropylene; **S** = Silicone; **T** = Teflon; **O** = Other (Specify)

NOTES:
1. STABILIZATION CRITERIA FOR RANGE OF VARIATION OF LAST THREE CONSECUTIVE READINGS:
pH: + 1.0 units **Temperature:** + 3% **Specific Conductance:** + 3% **Dissolved Oxygen:** optionally, + 0.2 mg/L or + 10% (whichever is greater) **ORP:** + 10 mV
Turbidity: all readings < 20 NTU; optionally + 5 NTU or + 10% (whichever is greater)

SAMPLED? Y OR N	# of bottles	Size	Material	Preservative	Preservative Lot Number	Analysis	Preferred Lab
Y	1	250 ml	Plastic	H_2SO_4	206168	Ammonia	WEC Chem Lab
Y	1	250 ml	Plastic	N/A		Conductivity[a]	WEC Chem Lab
						Fluoride[a]	
Y	1	250 ml	Plastic	N/A		Nitrate	Shealy
Y	3	50 ml	Glass vial	Vendor[b]		VOC	Shealy
N	2	250 ml	Glass-amber	N/A		SVOC[d]	Shealy
N	1	250 ml	Plastic	N/A		Tritium[c]	GEL
Y	2	1 liter	Plastic	HNO_3	201942	Gamma Spec[c]	GEL
						Gross Alpha	GEL
						Gross Beta	
						Isotopic U (α Spec)	
						Isotopic U (ICP-MS)	
						Total U (ICP-MS)	
						Tc-99 (liquid scint)	

Notes: [a] Ensure there is no headspace in the bottle.
[b] Glass vials for VOC collection are acidified by the vendor supplying the vials.
[c] Tritium and Gamma Spec Analysis are only performed on Wells W-7, W-10, W-13, W-15, W-16, W-18, W-22, W-24, W-26, W-29, W-30, W-32, W-33, W-39, W-41, W-43, W-44, W-47, W-48, and W-RW2 per NPDES SC0001848 requirements.
[d] SVOC analysis is only performed on Wells W-26, W-41, W-48, and W-RW2 per NPDES SC0001848 requirements.

Retain form in area for 1 year, in Records Room - 3 years and offsite - 57 years.

© 2021 Westinghouse Electric Company LLC.
All Rights Reserved.

Westinghouse Proprietary Class 2
PRINTED COPIES ARE UNCONTROLLED

Low Flow Groundwater Sample Collection Record

WELL NO: W-116	SAMPLE ID: W-116-2021-Q4	DATE: 10-14-21
TOTAL WELL LENGTH (feet) (A): 23.01	WATER TABLE DEPTH (feet) (B): 17.48	LENGTH OF WATER COLUMN (feet) (A-B): 5.53
CASING DIAMATER / MATL (inches): 2" / PVC	WELL SCREEN INTERVAL DEPTH: 10 feet to 20 feet	CALCULATED SYSTEM VOLUME: 0.90

PURGING DATA

	TUBING DIAMETER (inches): 1/4			PURGE PUMP TYPE OR BAILER: PERISTALTIC
INITIAL PUMP OR TUBING DEPTH IN WELL (feet): 18	FINAL PUMP OR TUBING DEPTH IN WELL (feet): 18	PURGING START TIME: 1054	PURGING END TIME: 1157	TOTAL VOLUME PURGED ~~(gallons)~~ LITERS: 11.40

TIME (24 HR)	CUMUL. VOLUME PURGED ~~(gallons)~~ LITERS	PURGE RATE ~~(gpm)~~ mL/min	DEPTH TO WATER (feet)	ORP (mV)	pH (standard units)	TEMP. (°C)	SPEC. COND. (circle units) µmhos/cm or µS/cm	DISSOLVED OXYGEN (circle units) mg/L or % saturation	TURBIDITY (NTUs)	COLOR (describe)	ODOR (describe)
1057	INITIAL	190	17.59	207.60	5.09	20.49	118.65	7.19	0	CLEAR	NO
1102	0.95	190	17.84	282.66	4.91	19.66	117.62	6.13	0	"	"
1107	1.90	190	17.89	272.29	4.95	19.70	118.24	5.88	0	"	"
1112	2.85	190	17.92	259.39	4.99	19.60	118.90	5.73	0	"	"
1117	3.80	190	17.95	240.33	5.03	19.63	119.31	5.56	0	"	"
1122	4.75	190	17.96	221.04	5.06	19.57	119.60	5.46	0	"	"
1127	5.70	190	17.96	207.39	5.09	19.68	119.75	5.51	0	"	"
1132	6.65	190	17.96	199.17	5.10	19.79	120.16	5.36	0	"	"
1137	7.60	190	17.96	175.68	5.17	19.77	120.59	5.14	0	"	"
1142	8.55	190	17.96	161.43	5.19	19.63	120.98	5.09	0	"	"
1147	9.50	190	17.96	148.82	5.21	19.71	121.80	5.21	0	"	"
1152	10.45	190	17.96	132.36	5.20	19.69	122.06	5.22	0	"	"
1157	11.40	190	17.96	118.80	5.22	19.73	122.83	5.12	0	"	"

WELL CAPACITY (Gallons Per Foot): **0.75"** = 0.02; **1"** = 0.04; **1.25"** = 0.06; **2"** = 0.16; **3"** = 0.37; **4"** = 0.65; **5"** = 1.02; **6"** = 1.47; **12"** = 5.88
TUBING INSIDE DIA. CAPACITY (Gal./Ft.): **1/8"** = 0.0006; **3/16"** = 0.0014; **1/4"** = 0.0026; **5/16"** = 0.004; **3/8"** = 0.006; **1/2"** = 0.010; **5/8"** = 0.016

PURGING EQUIPMENT CODES: **B** = Bailer; **BP** = Bladder Pump; **ESP** = Electric Submersible Pump; **PP** = Peristaltic Pump; **O** = Other (Specify)

*Parent Procedure, other procedures may reference this form in ETAPS. * Procedure # ROP-06-007

Electronically approved records are authenticated in the electronic document management system.
Information included in this material is proprietary and confidential and cannot be disclosed or used for any reason beyond the intended purpose without the prior written consent of Westinghouse Electric Company LLC.
© 2021 Westinghouse Electric Company LLC. All Rights Reserved.

Westinghouse Proprietary Class 2
PRINTED COPIES ARE UNCONTROLLED

SAMPLING DATA

WELL No:	SAMPLED BY (PRINT) / AFFILIATION:	
W-116	James Leatherbury / AECOM	
SAMPLER(S) SIGNATURE(S):	SAMPLING START TIME: 1159	SAMPLING END TIME: 1222
TUBING MATERIAL CODE:	PUMP OR TUBING DEPTH IN WELL (feet): 18	DUPLICATE: Y (N)
FIELD DECONTAMINATION: PUMP Y (N) TUBING (Y) N (replaced)		SAMPLE COLLECTION METHOD: PERISTALTIC

FIELD EQUIPMENT USED:	FIELD EQUIPMENT USED:	REMARKS:
MAKE: INSITU	MAKE: SOLINST	
MODEL: TROLL 600	MODEL: 107	
SERIAL NO: 808958	SERIAL NO: 56924	

MATERIAL CODES: **AG** = Amber Glass; **CG** = Clear Glass; **HDPE** = High Density Polyethylene; **LDPE** = Low Density Polyethylene; **PP** = Polypropylene; **S** = Silicone; **T** = Teflon; **O** = Other (Specify)

NOTES:
1. STABILIZATION CRITERIA FOR RANGE OF VARIATION OF LAST THREE CONSECUTIVE READINGS:
pH: + 1.0 units **Temperature**: + 3% **Specific Conductance**: + 3% **Dissolved Oxygen**: optionally, + 0.2 mg/L or + 10% (whichever is greater) **ORP**: + 10 mV
Turbidity: all readings < 20 NTU; optionally + 5 NTU or + 10% (whichever is greater)

SAMPLED? Y OR N	# of bottles	Size	Material	Preservative	Preservative Lot Number	Analysis	Preferred Lab
Y	1	250 ml	Plastic	H_2SO_4	206168	Ammonia	WEC Chem Lab
Y	1	250 ml	Plastic	N/A		~~Conductivity~~[a]	WEC Chem Lab
						Fluoride[a]	
Y	1	250 ml	Plastic	N/A		Nitrate	Shealy
Y	3	50 ml	Glass vial	Vendor[b]		VOC	Shealy
N	2	250 ml	Glass-amber	N/A		SVOC[d]	Shealy
N	1	250 ml	Plastic	N/A		Tritium[c]	GEL
Y	2	1 liter	Plastic	HNO_3	201942	Gamma Spec[c]	GEL
						Gross Alpha	GEL
						Gross Beta	
						Isotopic U (α Spec)	
						Isotopic U (ICP-MS)	
						Total U (ICP-MS)	
						Tc-99 (liquid scint)	

Notes: [a] Ensure there is no headspace in the bottle.
[b] Glass vials for VOC collection are acidified by the vendor supplying the vials.
[c] Tritium and Gamma Spec Analysis are only performed on Wells W-7, W-10, W-13, W-15, W-16, W-18, W-22, W-24, W-26, W-29, W-30, W-32, W-33, W-39, W-41, W-43, W-44, W-47, W-48, and W-RW2 per NPDES SC0001848 requirements.
[d] SVOC analysis is only performed on Wells W-26, W-41, W-48, and W-RW2 per NPDES SC0001848 requirements.

Retain form in area for 1 year, in Records Room - 3 years and offsite - 57 years.

*Parent Procedure, other procedures may reference this form in ETAPS.

© 2021 Westinghouse Electric Company LLC.
All Rights Reserved.

Westinghouse Proprietary Class 2
PRINTED COPIES ARE UNCONTROLLED

Low Flow Groundwater Sample Collection Record

WELL NO: W-117	SAMPLE ID: W-117-2021-Q4	DATE: 10-14-21
TOTAL WELL LENGTH (feet) (A): 46.65	WATER TABLE DEPTH (feet) (B): 21.97	LENGTH OF WATER COLUMN (feet) (A-B): 24.68
CASING DIAMATER / MATL (inches): 2" / PVC	WELL SCREEN INTERVAL DEPTH: 39 feet to 44 feet	CALCULATED SYSTEM VOLUME: 4.02

PURGING DATA

TUBING DIAMETER (inches): 1/4			PURGE PUMP TYPE OR BAILER: PERISTALTIC
INITIAL PUMP OR TUBING DEPTH IN WELL (feet): 43.65	FINAL PUMP OR TUBING DEPTH IN WELL (feet): 43.65	PURGING START TIME: 1323	PURGING END TIME: 1422	TOTAL VOLUME PURGED (~~gallons~~ LITERS): 11.0

TIME (24 HR)	CUMUL. VOLUME PURGED (~~gallons~~ LITERS)	PURGE RATE (~~gpm~~ mL/m)	DEPTH TO WATER (feet)	ORP (mV)	pH (standard units)	TEMP. (°C)	SPEC. COND. (circle units) µmhos/cm or µS/cm	DISSOLVED OXYGEN (circle units) mg/L or % saturation	TURBIDITY (NTUs)	COLOR (describe)	ODOR (describe)
1327	INITIAL	200	22.01	102.67	5.61	23.31	158.65	5.31	117.01	~~GLOUDY~~ CLOUDY	NO
1332	1.0	200	22.01	29.68	6.02	19.99	143.77	0.88	13.43	CLEAR	"
1337	2.0	200	22.01	36.31	5.92	19.79	124.68	1.61	10.93	"	"
1342	3.0	200	22.01	51.90	5.83	19.65	110.36	2.08	7.40	"	"
1347	4.0	200	22.01	69.94	5.73	19.76	103.23	2.56	5.25	"	"
1352	5.0	200	22.01	75.81	5.74	19.73	105.30	2.45	6.06	"	"
1357	6.0	200	22.01	84.34	5.74	19.55	103.08	2.53	8.19	"	"
1402	7.0	200	22.01	94.47	5.69	19.53	96.48	2.71	5.34	"	"
1407	8.0	200	22.01	107.57	5.64	19.73	93.88	2.90	6.42	"	"
1412	9.0	200	22.01	111.30	5.67	19.70	98.57	2.93	7.83	"	"
1417	10.0	200	22.01	109.57	5.69	19.71	97.60	2.88	6.13	"	"
1422	11.0	200	22.01	112.03	5.73	19.77	97.29	2.98	4.96	"	"

WELL CAPACITY (Gallons Per Foot): **0.75"** = 0.02; **1"** = 0.04; **1.25"** = 0.06; **2"** = 0.16; **3"** = 0.37; **4"** = 0.65; **5"** = 1.02; **6"** = 1.47; **12"** = 5.88
TUBING INSIDE DIA. CAPACITY (Gal./Ft.): **1/8"** = 0.0006; **3/16"** = 0.0014; **1/4"** = 0.0026; **5/16"** = 0.004; **3/8"** = 0.006; **1/2"** = 0.010; **5/8"** = 0.016

PURGING EQUIPMENT CODES: **B** = Bailer; **BP** = Bladder Pump; **ESP** = Electric Submersible Pump; **PP** = Peristaltic Pump; **O** = Other (Specify)

*Parent Procedure, other procedures may reference this form in ETAPS. * Procedure # ROP-06-007

Electronically approved records are authenticated in the electronic document management system.

Information included in this material is proprietary and confidential and cannot be disclosed or used for any reason beyond the intended purpose without the prior written consent of Westinghouse Electric Company LLC.

© 2021 Westinghouse Electric Company LLC.
All Rights Reserved.

Westinghouse Proprietary Class 2
PRINTED COPIES ARE UNCONTROLLED

SAMPLING DATA

WELL No:	SAMPLED BY (PRINT) / AFFILIATION:	
W-117	JAMES LEIGHTON / AECOM	
SAMPLER(S) SIGNATURE(S): JLeighton	SAMPLING START TIME: 1425	SAMPLING END TIME: 1448
TUBING MATERIAL CODE: T	PUMP OR TUBING DEPTH IN WELL (feet): 43.65	DUPLICATE: Y (N)
FIELD DECONTAMINATION: PUMP Y (N) TUBING (Y) N (replaced)		SAMPLE COLLECTION METHOD: PERISTALTIC

FIELD EQUIPMENT USED:	FIELD EQUIPMENT USED:	REMARKS:
MAKE: IN SITU	MAKE: SOLINST	
MODEL: TROLL 600	MODEL: 107	
SERIAL NO: 808958	SERIAL NO: 56924	

MATERIAL CODES: **AG** = Amber Glass; **CG** = Clear Glass; **HDPE** = High Density Polyethylene; **LDPE** = Low Density Polyethylene; **PP** = Polypropylene; **S** = Silicone; **T** = Teflon; **O** = Other (Specify)

NOTES:
1. STABILIZATION CRITERIA FOR RANGE OF VARIATION OF LAST THREE CONSECUTIVE READINGS:
   pH: ± 1.0 units **Temperature:** ± 3% **Specific Conductance:** ± 3% **Dissolved Oxygen:** optionally, ± 0.2 mg/L or ± 10% (whichever is greater) **ORP:** ± 10 mV
   Turbidity: all readings < 20 NTU; optionally ± 5 NTU or ± 10% (whichever is greater)

SAMPLED? Y OR N	# of bottles	Size	Material	Preservative	Preservative Lot Number	Analysis	Preferred Lab
Y	1	250 ml	Plastic	H_2SO_4	206168	Ammonia	WEC Chem Lab
Y	1	250 ml	Plastic	N/A		Conductivity[a]	WEC Chem Lab
						Fluoride[a]	
Y	1	250 ml	Plastic	N/A		Nitrate	Shealy
Y	3	50 ml	Glass vial	Vendor[b]		VOC	Shealy
N	2	250 ml	Glass-amber	N/A		SVOC[d]	Shealy
N	1	250 ml	Plastic	N/A		Tritium[c]	GEL
Y	2	1 liter	Plastic	HNO_3	201942	Gamma Spec[c]	GEL
						Gross Alpha	GEL
						Gross Beta	
						Isotopic U (α Spec)	
						Isotopic U (ICP-MS)	
						Total U (ICP-MS)	
						Tc-99 (liquid scint)	

Notes: [a] Ensure there is no headspace in the bottle.
[b] Glass vials for VOC collection are acidified by the vendor supplying the vials.
[c] Tritium and Gamma Spec Analysis are only performed on Wells W-7, W-10, W-13, W-15, W-16, W-18, W-22, W-24, W-26, W-29, W-30, W-32, W-33, W-39, W-41, W-43, W-44, W-47, W-48, and W-RW2 per NPDES SC0001848 requirements.
[d] SVOC analysis is only performed on Wells W-26, W-41, W-48, and W-RW2 per NPDES SC0001848 requirements.

Retain form in area for 1 year, in Records Room - 3 years and offsite - 57 years.

© 2021 Westinghouse Electric Company LLC.
All Rights Reserved.
Westinghouse Proprietary Class 2
PRINTED COPIES ARE UNCONTROLLED

Low Flow Groundwater Sample Collection Record

WELL NO: W-118	SAMPLE ID: W-118-2021-Q4	DATE: 10-14-21
TOTAL WELL LENGTH (feet) (A): 32.34	WATER TABLE DEPTH (feet) (B): 19.78	LENGTH OF WATER COLUMN (feet) (A-B): 12.56
CASING DIAMATER / MATL (inches): 2" / PVC	WELL SCREEN INTERVAL DEPTH: 19.5 feet to 29.5 feet	CALCULATED SYSTEM VOLUME: 2.05

PURGING DATA

TUBING DIAMETER (inches): 1/4			PURGE PUMP TYPE OR BAILER: PERISTALTIC
INITIAL PUMP OR TUBING DEPTH IN WELL (feet): 28.0	FINAL PUMP OR TUBING DEPTH IN WELL (feet): 28.0	PURGING START TIME: 1236	PURGING END TIME: 1259	TOTAL VOLUME PURGED (~~gallons~~ Liters): 3.60

TIME (24 HR)	CUMUL. VOLUME PURGED (~~gallons~~ LITERS)	PURGE RATE (~~gpm~~ mL PM)	DEPTH TO WATER (feet)	ORP (mV)	pH (standard units)	TEMP. (°C)	SPEC. COND. (circle units) µmhos/cm or µS/cm	DISSOLVED OXYGEN (circle units) mg/L or % saturation	TURBIDITY (NTUs) (JU)	COLOR (describe)	ODOR (describe)
1239	INITIAL	180	19.83	142.45	5.48	22.21	95.91	5.86	~~152.05~~ 6.88	CLEAR	NO
1244	0.90	180	19.83	236.30	5.17	19.55	94.38	2.62	2.99	"	"
1249	1.80	180	19.83	254.66	5.12	19.54	94.48	2.52	3.04	"	"
1254	2.70	180	19.83	261.33	5.13	19.31	94.34	2.56	1.43	"	"
1259	3.60	180	19.83	262.40	5.16	19.49	94.48	2.48	0.55	"	"

WELL CAPACITY (Gallons Per Foot): **0.75"** = 0.02; **1"** = 0.04; **1.25"** = 0.06; **2"** = 0.16; **3"** = 0.37; **4"** = 0.65; **5"** = 1.02; **6"** = 1.47; **12"** = 5.88
TUBING INSIDE DIA. CAPACITY (Gal./Ft.): **1/8"** = 0.0006; **3/16"** = 0.0014; **1/4"** = 0.0026; **5/16"** = 0.004; **3/8"** = 0.006; **1/2"** = 0.010; **5/8"** = 0.016

PURGING EQUIPMENT CODES: **B** = Bailer; **BP** = Bladder Pump; **ESP** = Electric Submersible Pump; **PP** = Peristaltic Pump; **O** = Other (Specify)

*Parent Procedure, other procedures may reference this form in ETAPS. * Procedure # ROP-06-007

Electronically approved records are authenticated in the electronic document management system.
Information included in this material is proprietary and confidential and cannot be disclosed or used for any reason beyond the intended purpose without the prior written consent of Westinghouse Electric Company LLC.
© 2021 Westinghouse Electric Company LLC. All Rights Reserved.

Westinghouse Proprietary Class 2
PRINTED COPIES ARE UNCONTROLLED

SAMPLING DATA

WELL No: W-11B	SAMPLED BY (PRINT) / AFFILIATION: James Leaphart / AECOM		
SAMPLER(S) SIGNATURE(S):		SAMPLING START TIME: 1300	SAMPLING END TIME: 1318
TUBING MATERIAL CODE: T	PUMP OR TUBING DEPTH IN WELL (feet): 28.0	DUPLICATE: Y (N)	
FIELD DECONTAMINATION: PUMP Y (N)	TUBING (Y) N (replaced)	SAMPLE COLLECTION METHOD: PERISTALTIC	

FIELD EQUIPMENT USED:	FIELD EQUIPMENT USED:	REMARKS:
MAKE: INSITU	MAKE: SOLINST	
MODEL: TROLL 600	MODEL: 107	
SERIAL NO: 808958	SERIAL NO: 56924	

MATERIAL CODES: **AG** = Amber Glass; **CG** = Clear Glass; **HDPE** = High Density Polyethylene; **LDPE** = Low Density Polyethylene; **PP** = Polypropylene; **S** = Silicone; **T** = Teflon; **O** = Other (Specify)

NOTES:
1. STABILIZATION CRITERIA FOR RANGE OF VARIATION OF LAST THREE CONSECUTIVE READINGS:
pH: + 1.0 units **Temperature**: + 3% **Specific Conductance**: + 3% **Dissolved Oxygen**: optionally, + 0.2 mg/L or + 10% (whichever is greater) **ORP**: + 10 mV
Turbidity: all readings < 20 NTU; optionally + 5 NTU or + 10% (whichever is greater)

SAMPLED? Y OR N	# of bottles	Size	Material	Preservative	Preservative Lot Number	Analysis	Preferred Lab
Y	1	250 ml	Plastic	H_2SO_4	20616B	Ammonia	WEC Chem Lab
Y	1	250 ml	Plastic	N/A		~~Conductivity~~[a]	WEC Chem Lab
						Fluoride[a]	
Y	1	250 ml	Plastic	N/A		Nitrate	Shealy
Y	3	50 ml	Glass vial	Vendor[b]		VOC	Shealy
N	2	250 ml	Glass-amber	N/A		SVOC[d]	Shealy
N	1	250 ml	Plastic	N/A		Tritium[c]	GEL
Y	2	1 liter	Plastic	HNO_3	20192	Gamma Spec[c]	GEL
						Gross Alpha	GEL
						Gross Beta	
						Isotopic U (α Spec)	
						Isotopic U (ICP-MS)	
						Total U (ICP-MS)	
						Tc-99 (liquid scint)	

Notes: [a] Ensure there is no headspace in the bottle.
[b] Glass vials for VOC collection are acidified by the vendor supplying the vials.
[c] Tritium and Gamma Spec Analysis are only performed on Wells W-7, W-10, W-13, W-15, W-16, W-18, W-22, W-24, W-26, W-29, W-30, W-32, W-33, W-39, W-41, W-43, W-44, W-47, W-48, and W-RW2 per NPDES SC0001848 requirements.
[d] SVOC analysis is only performed on Wells W-26, W-41, W-48, and W-RW2 per NPDES SC0001848 requirements.

Retain form in area for 1 year, in Records Room - 3 years and offsite - 57 years.

© 2021 Westinghouse Electric Company LLC.
All Rights Reserved.

Westinghouse Proprietary Class 2
PRINTED COPIES ARE UNCONTROLLED

Low Flow Groundwater Sample Collection Record

WELL NO: W-119	SAMPLE ID: W-119-2021-Q4	DATE: 10-18-21
TOTAL WELL LENGTH (feet) (A): 32.95	**WATER TABLE DEPTH (feet) (B):** 15.48	LENGTH OF WATER COLUMN (feet) (A-B): 17.47
CASING DIAMATER / MATL (inches): 2" / PVC	WELL SCREEN INTERVAL DEPTH: feet to 30 feet	CALCULATED SYSTEM VOLUME: 2.85

PURGING DATA

	TUBING DIAMETER (inches): 1/4		PURGE PUMP TYPE OR BAILER: PERIST
INITIAL PUMP OR TUBING DEPTH IN WELL (feet): 30	FINAL PUMP OR TUBING DEPTH IN WELL (feet):	**PURGING START TIME:** 0834	PURGING END TIME: 0856 / TOTAL VOLUME PURGED (~~gallons~~ Liters):

TIME (24 HR)	CUMUL. VOLUME PURGED (~~gallons~~ Liters)	PURGE RATE (~~gpm~~ mL/min)	DEPTH TO WATER (feet)	ORP (mV)	pH (standard units)	TEMP. (°C)	SPEC. COND. (circle units) µmhos/cm or µS/cm	DISSOLVED OXYGEN (circle units) mg/L or % saturation	TURBIDITY (NTUs)	COLOR (describe)	ODOR (describe)
0836	INITIAL	180	15.49	127.25	5.44	15.25	83.95	5.29	6.88	CLEAR	NO
0841	0.90	180	15.49	169.38	4.81	17.19	82.02	0.70	0	"	"
0846	1.80	180	15.49	175.96	4.86	17.80	81.38	0.44	0	"	"
0851	2.70	180	15.49	172.43	4.92	17.95	81.45	0.34	0	"	"
0856	3.60	180	15.49	174.88	4.91	18.04	81.15	0.28	0		"

WELL CAPACITY (Gallons Per Foot): **0.75"** = 0.02; **1"** = 0.04; **1.25"** = 0.06; **2"** = 0.16; **3"** = 0.37; **4"** = 0.65; **5"** = 1.02; **6"** = 1.47; **12"** = 5.88
TUBING INSIDE DIA. CAPACITY (Gal./Ft.): **1/8"** = 0.0006; **3/16"** = 0.0014; **1/4"** = 0.0026; **5/16"** = 0.004; **3/8"** = 0.006; **1/2"** = 0.010; **5/8"** = 0.016

PURGING EQUIPMENT CODES: **B** = Bailer; **BP** = Bladder Pump; **ESP** = Electric Submersible Pump; **PP** = Peristaltic Pump; **O** = Other (Specify)

*Parent Procedure, other procedures may reference this form in ETAPS. * Procedure # ROP-06-007

Electronically approved records are authenticated in the electronic document management system.

Information included in this material is proprietary and confidential and cannot be disclosed or used for any reason beyond the intended purpose without the prior written consent of Westinghouse Electric Company LLC.

© 2021 Westinghouse Electric Company LLC. All Rights Reserved.

Westinghouse Proprietary Class 2
PRINTED COPIES ARE UNCONTROLLED

SAMPLING DATA

WELL No:	SAMPLED BY (PRINT) / AFFILIATION:		
W-119	JAMES LEATHART / AECOM		
SAMPLER(S) SIGNATURE(S): JA Leathart		SAMPLING START TIME: 0858	SAMPLING END TIME: 0946
TUBING MATERIAL CODE: T	PUMP OR TUBING DEPTH IN WELL (feet): 30		DUPLICATE: Y (N)
FIELD DECONTAMINATION: PUMP Y (N)	TUBING (Y) N (replaced)	SAMPLE COLLECTION METHOD: PERISTALTIC	

FIELD EQUIPMENT USED:	FIELD EQUIPMENT USED:	REMARKS:
MAKE: INSITU	MAKE: SOLINST	MS / MSD COLLECTED
MODEL: TROLL 600	MODEL: 107	
SERIAL NO: 808958	SERIAL NO: 56924	

MATERIAL CODES: **AG** = Amber Glass; **CG** = Clear Glass; **HDPE** = High Density Polyethylene; **LDPE** = Low Density Polyethylene; **PP** = Polypropylene; **S** = Silicone; **T** = Teflon; **O** = Other (Specify)

NOTES:
1. STABILIZATION CRITERIA FOR RANGE OF VARIATION OF LAST THREE CONSECUTIVE READINGS:
pH: + 1.0 units **Temperature**: + 3% **Specific Conductance**: + 3% **Dissolved Oxygen**: optionally, + 0.2 mg/L or + 10% (whichever is greater) **ORP**: + 10 mV
Turbidity: all readings < 20 NTU; optionally + 5 NTU or + 10% (whichever is greater)

SAMPLED? Y OR N	# of bottles	Size	Material	Preservative	Preservative Lot Number	Analysis	Preferred Lab
Y	1	250 ml	Plastic	H_2SO_4	206168	Ammonia	WEC Chem Lab
Y	1	250 ml	Plastic	N/A		~~Conductivity[a]~~	WEC Chem Lab
						Fluoride[a]	
Y	1	250 ml	Plastic	N/A		Nitrate	Shealy
Y	3	50 ml	Glass vial	Vendor[b]		VOC	Shealy
N	2	250 ml	Glass-amber	N/A		SVOC[d]	Shealy
N	1	250 ml	Plastic	N/A		Tritium[c]	GEL
Y	2	1 liter	Plastic	HNO_3	201942	Gamma Spec[c]	GEL
						Gross Alpha	GEL
						Gross Beta	
						Isotopic U (α Spec)	
						Isotopic U (ICP-MS)	
						Total U (ICP-MS)	
						Tc-99 (liquid scint)	

Notes: [a] Ensure there is no headspace in the bottle.
[b] Glass vials for VOC collection are acidified by the vendor supplying the vials.
[c] Tritium and Gamma Spec Analysis are only performed on Wells W-7, W-10, W-13, W-15, W-16, W-18, W-22, W-24, W-26, W-29, W-30, W-32, W-33, W-39, W-41, W-43, W-44, W-47, W-48, and W-RW2 per NPDES SC0001848 requirements.
[d] SVOC analysis is only performed on Wells W-26, W-41, W-48, and W-RW2 per NPDES SC0001848 requirements.

Retain form in area for 1 year, in Records Room - 3 years and offsite - 57 years.

© 2021 Westinghouse Electric Company LLC.
All Rights Reserved.

Westinghouse Proprietary Class 2
PRINTED COPIES ARE UNCONTROLLED

Low Flow Groundwater Sample Collection Record

WELL NO: 120	SAMPLE ID: W-120-2021-Q4	DATE: 10/15/21
TOTAL WELL LENGTH (feet) (A): 36.81	WATER TABLE DEPTH (feet) (B): 14.15	LENGTH OF WATER COLUMN (feet) (A-B): 22.66
CASING DIAMATER / MATL (inches): 2"	WELL SCREEN INTERVAL DEPTH: 29 feet to 34 feet	CALCULATED SYSTEM VOLUME: 3.7

PURGING DATA

	TUBING DIAMETER (inches): T		PURGE PUMP TYPE OR BAILER: peristaltic
INITIAL PUMP OR TUBING DEPTH IN WELL (feet): 31.5	FINAL PUMP OR TUBING DEPTH IN WELL (feet): 31.5	PURGING START TIME: 0841	PURGING END TIME: 0903	TOTAL VOLUME PURGED (gallons): 2.5L

TIME (24 HR)	CUMUL. VOLUME PURGED (gallons)	PURGE RATE (gpm)	DEPTH TO WATER (feet)	ORP (mV)	pH (standard units)	TEMP. (°C)	SPEC. COND. (circle units) µmhos/cm or µS/cm	DISSOLVED OXYGEN (circle units) mg/L or % saturation	TURBIDITY (NTUs)	COLOR (describe)	ODOR (describe)
0843	0	140	14.31	-27.03	6.05	21.7	166.95	2.835	219.	cloudy	NONE
0848	0.7	140	14.25	-39.32	6.07	21.6	164.57	1.017	5	clear	NONE
0853	1.3	120	14.25	-47.31	6.12	21.8	165.21	0.920	3	clear	NONE
0858	1.9	120	14.25	-49.38	6.12	21.9	162.3	0.781	2.6	clear	NONE
0903	2.5	120	14.25	-48.47	6.11	22.0	161.25	0.754	2.1	clear	NONE

WELL CAPACITY (Gallons Per Foot): **0.75"** = 0.02; **1"** = 0.04; **1.25"** = 0.06; **2"** = 0.16; **3"** = 0.37; **4"** = 0.65; **5"** = 1.02; **6"** = 1.47; **12"** = 5.88
TUBING INSIDE DIA. CAPACITY (Gal./Ft.): **1/8"** = 0.0006; **3/16"** = 0.0014; **1/4"** = 0.0026; **5/16"** = 0.004; **3/8"** = 0.006; **1/2"** = 0.010; **5/8"** = 0.016
PURGING EQUIPMENT CODES: **B** = Bailer; **BP** = Bladder Pump; **ESP** = Electric Submersible Pump; **PP** = Peristaltic Pump; **O** = Other (Specify)

*Parent Procedure, other procedures may reference this form in ETAPS. * Procedure # ROP-06-007

Electronically approved records are authenticated in the electronic document management system.
Information included in this material is proprietary and confidential and cannot be disclosed or used for any reason beyond the intended purpose without the prior written consent of Westinghouse Electric Company LLC.
© 2021 Westinghouse Electric Company LLC. All Rights Reserved

SAMPLING DATA

WELL No: 120	SAMPLED BY (PRINT) / AFFILIATION: Randy Crews		
SAMPLER(S) SIGNATURE(S):		SAMPLING START TIME: 0906	SAMPLING END TIME: 0932
TUBING MATERIAL CODE:	PUMP OR TUBING DEPTH IN WELL (feet): 31.5	DUPLICATE: Y (N)	
FIELD DECONTAMINATION: PUMP Y (N) TUBING (Y) N (replaced)		SAMPLE COLLECTION METHOD: Low Flow	

FIELD EQUIPMENT USED:	FIELD EQUIPMENT USED:	REMARKS:
MAKE:	MAKE:	
MODEL:	MODEL:	
SERIAL NO:	SERIAL NO:	

MATERIAL CODES: **AG** = Amber Glass; **CG** = Clear Glass; **HDPE** = High Density Polyethylene; **LDPE** = Low Density Polyethylene; **PP** = Polypropylene; **S** = Silicone; **T** = Teflon; **O** = Other (Specify)

NOTES:
1. STABILIZATION CRITERIA FOR RANGE OF VARIATION OF LAST THREE CONSECUTIVE READINGS:
pH: + 1.0 units **Temperature**: + 3% **Specific Conductance**: + 3% **Dissolved Oxygen**: optionally, + 0.2 mg/L or + 10% (whichever is greater) **ORP**: + 10 mV
Turbidity: all readings < 20 NTU; optionally + 5 NTU or + 10% (whichever is greater)

SAMPLED? Y OR N	# of bottles	Size	Material	Preservative	Preservative Lot Number	Analysis	Preferred Lab
Y	1	250 ml	Plastic	H_2SO_4	206168	Ammonia	WEC Chem Lab
Y	1	250 ml	Plastic	N/A		Conductivity[a]	WEC Chem Lab
						Fluoride[a]	
Y	1	250 ml	Plastic	N/A		Nitrate	Shealy
Y	3	50 ml	Glass vial	Vendor[b]		VOC	Shealy
N	2	250 ml	Glass-amber	N/A		SVOC[d]	Shealy
N	1	250 ml	Plastic	N/A		Tritium[c]	GEL
Y	2	1 liter	Plastic	HNO_3	201942	Gamma Spec[c]	GEL
						Gross Alpha	GEL
						Gross Beta	
						Isotopic U (α Spec)	
						Isotopic U (ICP-MS)	
						Total U (ICP-MS)	
						Tc-99 (liquid scint)	

Notes: [a] Ensure there is no headspace in the bottle.
[b] Glass vials for VOC collection are acidified by the vendor supplying the vials.
[c] Tritium and Gamma Spec Analysis are only performed on Wells W-7, W-10, W-13, W-15, W-16, W-18, W-22, W-24, W-26, W-29, W-30, W-32, W-33, W-39, W-41, W-43, W-44, W-47, W-48, and W-RW2 per NPDES SC0001848 requirements.
[d] SVOC analysis is only performed on Wells W-26, W-41, W-48, and W-RW2 per NPDES SC0001848 requirements.

Retain form in area for 1 year, in Records Room - 3 years and offsite - 57 years.

© 2021 Westinghouse Electric Company LLC.
All Rights Reserved

Westinghouse Proprietary Class 2
PRINTED COPIES ARE UNCONTROLLED

Low Flow Groundwater Sample Collection Record

WELL NO: 121	SAMPLE ID: W-121-2021-Q4	DATE: 10/15/21
TOTAL WELL LENGTH (feet) (A): 25.5	WATER TABLE DEPTH (feet) (B): 14.2	LENGTH OF WATER COLUMN (feet) (A-B): 11.3
CASING DIAMATER / MATL (inches): 2"	WELL SCREEN INTERVAL DEPTH: 12 feet to 22 feet	CALCULATED SYSTEM VOLUME: 1.8

PURGING DATA

	TUBING DIAMETER (inches): T		PURGE PUMP TYPE OR BAILER: peristaltic
INITIAL PUMP OR TUBING DEPTH IN WELL (feet): 17.0	FINAL PUMP OR TUBING DEPTH IN WELL (feet): 17.0	PURGING START TIME: 0935	PURGING END TIME: 1006	TOTAL VOLUME PURGED (gallons): 4.1L

TIME (24 HR)	CUMUL. VOLUME PURGED (gallons)	PURGE RATE (gpm)	DEPTH TO WATER (feet)	ORP (mV)	pH (standard units)	TEMP. (°C)	SPEC. COND. (circle units) µmhos/cm or µS/cm	DISSOLVED OXYGEN (circle units) mg/L or % saturation	TURBIDITY (NTUs)	COLOR (describe)	ODOR (describe)
0936	0	140	14.38	-48.41	5.72	27.8	126.39	3.047	2.2	clear	none
0941	0.7	140	14.43	-29.19	5.60	23.7	122.29	0.717	1.9	clear	none
0946	1.3	120	14.44	-25.62	5.60	23.6	122.11	0.354	1.8	clear	none
0951	2.0	140	14.45	-22.87	5.61	23.7	121.33	0.460	3	clear	none
0956	2.7	140	14.45	-19.50	5.61	23.5	120.62	0.600	0.7	clear	none
1001	3.4	140	14.45	-16.78	5.61	23.7	120.69	0.426	3.7	clear	none
1006	4.1	140	14.46	-14.11	5.60	23.5	119.43	0.518	0.2	clear	none

WELL CAPACITY (Gallons Per Foot): **0.75"** = 0.02; **1"** = 0.04; **1.25"** = 0.06; **2"** = 0.16; **3"** = 0.37; **4"** = 0.65; **5"** = 1.02; **6"** = 1.47; **12"** = 5.88
TUBING INSIDE DIA. CAPACITY (Gal./Ft.): **1/8"** = 0.0006; **3/16"** = 0.0014; **1/4"** = 0.0026; **5/16"** = 0.004; **3/8"** = 0.006; **1/2"** = 0.010; **5/8"** = 0.016
PURGING EQUIPMENT CODES: **B** = Bailer; **BP** = Bladder Pump; **ESP** = Electric Submersible Pump; **PP** = Peristaltic Pump; **O** = Other (Specify)

*Parent Procedure, other procedures may reference this form in ETAPS. * Procedure # ROP-06-007

Electronically approved records are authenticated in the electronic document management system.
Information included in this material is proprietary and confidential and cannot be disclosed or used for any reason beyond the intended purpose without the prior written consent of Westinghouse Electric Company LLC.
© 2021 Westinghouse Electric Company LLC. All Rights Reserved

SAMPLING DATA

WELL No: W. 121	SAMPLED BY (PRINT) / AFFILIATION: Randy Crews		
SAMPLER(S) SIGNATURE(S): R Crews		SAMPLING START TIME: 1010	SAMPLING END TIME: 1034
TUBING MATERIAL CODE: T	PUMP OR TUBING DEPTH IN WELL (feet): 17.9	DUPLICATE: Y (N)	
FIELD DECONTAMINATION: PUMP Y (N) TUBING (Y) N (replaced)		SAMPLE COLLECTION METHOD: Low Flow	

FIELD EQUIPMENT USED:	FIELD EQUIPMENT USED:	REMARKS:
MAKE:	MAKE:	
MODEL:	MODEL:	
SERIAL NO:	SERIAL NO:	

MATERIAL CODES: **AG** = Amber Glass; **CG** = Clear Glass; **HDPE** = High Density Polyethylene; **LDPE** = Low Density Polyethylene; **PP** = Polypropylene; **S** = Silicone; **T** = Teflon; **O** = Other (Specify)

NOTES:
1. STABILIZATION CRITERIA FOR RANGE OF VARIATION OF LAST THREE CONSECUTIVE READINGS:
pH: + 1.0 units **Temperature**: + 3% **Specific Conductance**: + 3% **Dissolved Oxygen**: optionally, + 0.2 mg/L or + 10% (whichever is greater) **ORP**: + 10 mV
Turbidity: all readings < 20 NTU; optionally + 5 NTU or + 10% (whichever is greater)

SAMPLED? Y OR N	# of bottles	Size	Material	Preservative	Preservative Lot Number	Analysis	Preferred Lab
Y	1	250 ml	Plastic	H_2SO_4	206168	Ammonia	WEC Chem Lab
Y	1	250 ml	Plastic	N/A		Conductivity[a]	WEC Chem Lab
						Fluoride[a]	
Y	1	250 ml	Plastic	N/A		Nitrate	Shealy
Y	3	50 ml	Glass vial	Vendor[b]		VOC	Shealy
N	2	250 ml	Glass-amber	N/A		SVOC[d]	Shealy
N	1	250 ml	Plastic	N/A		Tritium[c]	GEL
Y	2	1 liter	Plastic	HNO_3	201942	Gamma Spec[c]	GEL
						Gross Alpha	GEL
						Gross Beta	
						Isotopic U (α Spec)	
						Isotopic U (ICP-MS)	
						Total U (ICP-MS)	
						Tc-99 (liquid scint)	

Notes: [a] Ensure there is no headspace in the bottle.
[b] Glass vials for VOC collection are acidified by the vendor supplying the vials.
[c] Tritium and Gamma Spec Analysis are only performed on Wells W-7, W-10, W-13, W-15, W-16, W-18, W-22, W-24, W-26, W-29, W-30, W-32, W-33, W-39, W-41, W-43, W-44, W-47, W-48, and W-RW2 per NPDES SC0001848 requirements.
[d] SVOC analysis is only performed on Wells W-26, W-41, W-48, and W-RW2 per NPDES SC0001848 requirements.

Retain form in area for 1 year, in Records Room - 3 years and offsite - 57 years.

© 2021 Westinghouse Electric Company LLC. All Rights Reserved

Westinghouse Proprietary Class 2
PRINTED COPIES ARE UNCONTROLLED

Low Flow Groundwater Sample Collection Record

WELL NO: W-122	SAMPLE ID: W-122-2021-Q4	DATE: 10-13-21
TOTAL WELL LENGTH (feet) (A): 33.13	WATER TABLE DEPTH (feet) (B): 8.47	LENGTH OF WATER COLUMN (feet) (A-B): 24.66
CASING DIAMATER / MATL (inches): 2" / PVC	WELL SCREEN INTERVAL DEPTH: 25 feet to 30 feet	CALCULATED SYSTEM VOLUME: 4.02

PURGING DATA

	TUBING DIAMETER (inches): 1/4		PURGE PUMP TYPE OR BAILER: PERISTALTIC
INITIAL PUMP OR TUBING DEPTH IN WELL (feet): 30.13	FINAL PUMP OR TUBING DEPTH IN WELL (feet): 30.13	PURGING START TIME: 1033	PURGING END TIME: 1055	TOTAL VOLUME PURGED (~~gallons~~ LITERS): 2.90 L

TIME (24 HR)	CUMUL. VOLUME PURGED (~~gallons~~ LITERS)	PURGE RATE (~~gpm~~ mL/Min)	DEPTH TO WATER (feet)	ORP (mV)	pH (standard units)	TEMP. (°C)	SPEC. COND. (circle units) µmhos/cm or µS/cm	DISSOLVED OXYGEN (circle units) mg/L or % saturation	TURBIDITY (NTUs)	COLOR (describe)	ODOR (describe)
1035	INITIAL	160	8.82	-34.07	5.84	23.90	99.50	4.94	2.50	CLEAR	NO
1040	0.80	140	8.96	-63.58	5.78	22.49	53.84	0.46	4.60	"	"
1045	1.50	140	8.99	-63.76	5.74	22.58	48.84	0.32	2.09	"	
1050	2.20	140	8.98	-65.39	5.72	22.68	47.65	0.28	4.66	"	
1055	2.90	140	8.98	-68.64	5.67	22.61	48.58	0.25	6.90	"	"

WELL CAPACITY (Gallons Per Foot): **0.75"** = 0.02; **1"** = 0.04; **1.25"** = 0.06; **2"** = 0.16; **3"** = 0.37; **4"** = 0.65; **5"** = 1.02; **6"** = 1.47; **12"** = 5.88
TUBING INSIDE DIA. CAPACITY (Gal./Ft.): **1/8"** = 0.0006; **3/16"** = 0.0014; **1/4"** = 0.0026; **5/16"** = 0.004; **3/8"** = 0.006; **1/2"** = 0.010; **5/8"** = 0.016

PURGING EQUIPMENT CODES: B = Bailer; BP = Bladder Pump; ESP = Electric Submersible Pump; PP = Peristaltic Pump; O = Other (Specify)

*Parent Procedure, other procedures may reference this form in ETAPS. * Procedure # ROP-06-007

Electronically approved records are authenticated in the electronic document management system.

Information included in this material is proprietary and confidential and cannot be disclosed or used for any reason beyond the intended purpose without the prior written consent of Westinghouse Electric Company LLC.

© 2021 Westinghouse Electric Company LLC.
All Rights Reserved.

Westinghouse Proprietary Class 2
PRINTED COPIES ARE UNCONTROLLED

SAMPLING DATA

WELL No: W-122	SAMPLED BY (PRINT) / AFFILIATION: JAMES LEAPHART / AECOM		
SAMPLER(S) SIGNATURE(S): JA Leaphart		SAMPLING START TIME: 1056	SAMPLING END TIME: 1120
TUBING MATERIAL CODE: T	PUMP OR TUBING DEPTH IN WELL (feet): 30.13		DUPLICATE: Y (N)
FIELD DECONTAMINATION: PUMP Y (N)	TUBING (Y) N (replaced)		SAMPLE COLLECTION METHOD: PERISTALTIC

FIELD EQUIPMENT USED:	FIELD EQUIPMENT USED:	REMARKS:
MAKE: INSITU	MAKE: SOLINST	
MODEL: TROLL 600	MODEL: 107	
SERIAL NO: 868958	SERIAL NO: 56924	

MATERIAL CODES: AG = Amber Glass; CG = Clear Glass; HDPE = High Density Polyethylene; LDPE = Low Density Polyethylene; PP = Polypropylene; S = Silicone; T = Teflon; O = Other (Specify)

NOTES:
1. STABILIZATION CRITERIA FOR RANGE OF VARIATION OF LAST THREE CONSECUTIVE READINGS:
pH: + 1.0 units **Temperature**: + 3% **Specific Conductance**: + 3% **Dissolved Oxygen**: optionally, + 0.2 mg/L or + 10% (whichever is greater) **ORP**: + 10 mV
Turbidity: all readings < 20 NTU; optionally + 5 NTU or + 10% (whichever is greater)

SAMPLED? Y OR N	# of bottles	Size	Material	Preservative	Preservative Lot Number	Analysis	Preferred Lab
Y	1	250 ml	Plastic	H_2SO_4	206168	Ammonia	WEC Chem Lab
Y	1	250 ml	Plastic	N/A		~~Conductivity[a]~~	WEC Chem Lab
						Fluoride[a]	
Y	1	250 ml	Plastic	N/A		Nitrate	Shealy
Y	3	50 ml	Glass vial	Vendor[b]		VOC	Shealy
N	2	250 ml	Glass-amber	N/A		SVOC[d]	Shealy
N	1	250 ml	Plastic	N/A		Tritium[c]	GEL
Y	2	1 liter	Plastic	HNO_3	201942	Gamma Spec[c]	GEL
						Gross Alpha	GEL
						Gross Beta	
						Isotopic U (α Spec)	
						Isotopic U (ICP-MS)	
						Total U (ICP-MS)	
						Tc-99 (liquid scint)	

Notes: [a] Ensure there is no headspace in the bottle.
[b] Glass vials for VOC collection are acidified by the vendor supplying the vials.
[c] Tritium and Gamma Spec Analysis are only performed on Wells W-7, W-10, W-13, W-15, W-16, W-18, W-22, W-24, W-26, W-29, W-30, W-32, W-33, W-39, W-41, W-43, W-44, W-47, W-48, and W-RW2 per NPDES SC0001848 requirements.
[d] SVOC analysis is only performed on Wells W-26, W-41, W-48, and W-RW2 per NPDES SC0001848 requirements.

Retain form in area for 1 year, in Records Room - 3 years and offsite - 57 years.

*Parent Procedure, other procedures may reference this form in ETAPS.

© 2021 Westinghouse Electric Company LLC.
All Rights Reserved.
Westinghouse Proprietary Class 2
PRINTED COPIES ARE UNCONTROLLED

Low Flow Groundwater Sample Collection Record

WELL NO: W-123	SAMPLE ID: W-123-2021-Q4	DATE: 10-5-21
TOTAL WELL LENGTH (feet) (A): 34.68	WATER TABLE DEPTH (feet) (B): 13.87	LENGTH OF WATER COLUMN (feet) (A-B): 20.81
CASING DIAMATER / MATL (inches): 2" / PVC	WELL SCREEN INTERVAL DEPTH: 29 feet to 34 feet	CALCULATED SYSTEM VOLUME: 3.39

PURGING DATA

	TUBING DIAMETER (inches): 1/4			PURGE PUMP TYPE OR BAILER: PERISTALTIC
INITIAL PUMP OR TUBING DEPTH IN WELL (feet): 31	FINAL PUMP OR TUBING DEPTH IN WELL (feet): 31	PURGING START TIME: 1133	PURGING END TIME: 1201	TOTAL VOLUME PURGED (~~gallons~~ Liters): 4.00

TIME (24 HR)	CUMUL. VOLUME PURGED (~~gallons~~ Liters)	PURGE RATE (~~gpm~~ ml PM)	DEPTH TO WATER (feet)	ORP (mV)	pH (standard units)	TEMP. (°C)	SPEC. COND. (circle units) µmhos/cm or µS/cm	DISSOLVED OXYGEN (circle units) mg/L or % saturation	TURBIDITY (NTUs)	COLOR (describe)	ODOR (describe)
1135	INITIAL	160	14.18	81.61	7.35	25.32	1584.82	4.72	59.58	CLOUDY	NO
1141	0.80	160	14.31	64.33	7.85	23.49	1691.99	0.60	15.85	CLEAR	"
1146	1.60	160	14.28	55.63	7.78	23.62	1673.76	0.45	13.56	"	"
1151	2.40	160	14.25	49.64	7.72	23.44	1663.01	0.38	16.98	"	"
1156	3.20	160	14.25	45.10	7.67	23.37	1654.66	0.33	9.30	"	"
1201	4.00	160	14.24	39.99	7.64	23.43	1642.15	0.30	3.07	"	"

WELL CAPACITY (Gallons Per Foot): **0.75"** = 0.02; **1"** = 0.04; **1.25"** = 0.06; **2"** = 0.16; **3"** = 0.37; **4"** = 0.65; **5"** = 1.02; **6"** = 1.47; **12"** = 5.88
TUBING INSIDE DIA. CAPACITY (Gal./Ft.): **1/8"** = 0.0006; **3/16"** = 0.0014; **1/4"** = 0.0026; **5/16"** = 0.004; **3/8"** = 0.006; **1/2"** = 0.010; **5/8"** = 0.016

PURGING EQUIPMENT CODES: **B** = Bailer; **BP** = Bladder Pump; **ESP** = Electric Submersible Pump; **PP** = Peristaltic Pump; **O** = Other (Specify)

*Parent Procedure, other procedures may reference this form in ETAPS. * Procedure # ROP-06-007

Electronically approved records are authenticated in the electronic document management system.

Information included in this material is proprietary and confidential and cannot be disclosed or used for any reason beyond the intended purpose without the prior written consent of Westinghouse Electric Company LLC.

© 2020 Westinghouse Electric Company LLC.
All Rights Reserved.

Westinghouse Proprietary Class 2
PRINTED COPIES ARE UNCONTROLLED

SAMPLING DATA

WELL No:	SAMPLED BY (PRINT) / AFFILIATION:	
MW-123	James Leaphart / AECOM	
SAMPLER(S) SIGNATURE(S): JLeaphart	SAMPLING START TIME: 1202	SAMPLING END TIME: 1230
TUBING MATERIAL CODE: T	PUMP OR TUBING DEPTH IN WELL (feet):	DUPLICATE: Y (N)
FIELD DECONTAMINATION: PUMP Y (N)	TUBING (Y) N (replaced)	SAMPLE COLLECTION METHOD: PERISTALTIC

FIELD EQUIPMENT USED:	FIELD EQUIPMENT USED:	REMARKS:
MAKE: INSITU	MAKE: SOLINST	
MODEL: TROLL 600	MODEL: 107	
SERIAL NO: 868958	SERIAL NO: 56924	

MATERIAL CODES: **AG** = Amber Glass; **CG** = Clear Glass; **HDPE** = High Density Polyethylene; **LDPE** = Low Density Polyethylene; **PP** = Polypropylene; **S** = Silicone; **T** = Teflon; **O** = Other (Specify)

NOTES:
1. **STABILIZATION CRITERIA FOR RANGE OF VARIATION OF LAST THREE CONSECUTIVE READINGS:**
   pH: + 1.0 units **Temperature**: + 3% **Specific Conductance**: + 3% **Dissolved Oxygen**: optionally, + 0.2 mg/L or + 10% (whichever is greater) **ORP**: + 10 mV
   Turbidity: all readings < 20 NTU; optionally + 5 NTU or + 10% (whichever is greater)

SAMPLED? Y OR N	# of bottles	Size	Material	Preservative	Preservative Lot Number	Analysis	Preferred Lab
Y	1	250 ml	Plastic	H_2SO_4	206168	Ammonia	WEC Chem Lab
Y	1	250 ml	Plastic	N/A		~~Conductivity[a]~~	WEC Chem Lab
						Fluoride[a]	
Y	1	250 ml	Plastic	N/A		Nitrate	Shealy
Y	3	50 ml	Glass vial	Vendor[b]		VOC	Shealy
N	2	250 ml	Glass-amber	N/A		SVOC	Shealy
N	1	250 ml	Plastic	N/A		Tritium	GEL
Y	2	1 liter	Plastic	HNO_3	201942	GAMMA SPEC	
						Gross Alpha	GEL
						Gross Beta	
						Isotopic U (α Spec)	
						Isotopic U (ICP-MS)	
						Total U (ICP-MS)	
						Tc-99 (liquid scint)	

Notes: [a] Ensure there is no headspace in the bottle.
[b] Glass vials for VOC collection are acidified by the vendor supplying the vials.

Retain form in area for 1 year, in Records Room - 3 years and offsite - 57 years.

© 2020 Westinghouse Electric Company LLC.
All Rights Reserved.

Westinghouse Proprietary Class 2
PRINTED COPIES ARE UNCONTROLLED

Low Flow Groundwater Sample Collection Record

WELL NO: 124	SAMPLE ID: W-124.2021-Q4	DATE: 10/25/21
TOTAL WELL LENGTH (feet) (A): 33.46	WATER TABLE DEPTH (feet) (B): 10.86	LENGTH OF WATER COLUMN (feet) (A-B): 22.6
CASING DIAMATER / MATL (inches): 2"	WELL SCREEN INTERVAL DEPTH: 26 feet to 31 feet	CALCULATED SYSTEM VOLUME: 3.6

PURGING DATA

	TUBING DIAMETER (inches): 1/4		PURGE PUMP TYPE OR BAILER: PP
INITIAL PUMP OR TUBING DEPTH IN WELL (feet): 28.5	FINAL PUMP OR TUBING DEPTH IN WELL (feet): 28.5	PURGING START TIME: 1207	PURGING END TIME: 1253	TOTAL VOLUME PURGED (~~gallons~~): 7.0 L

TIME (24 HR)	CUMUL. VOLUME PURGED (gallons)	PURGE RATE (gpm)	DEPTH TO WATER (feet)	ORP (mV)	pH (standard units)	TEMP. (°C)	SPEC. COND. (circle units) µmhos/cm or µS/cm	DISSOLVED OXYGEN (circle units) mg/L or % saturation	TURBIDITY (NTUs)	COLOR (describe)	ODOR (describe)
1208	0	120	10.89	-142.46	6.15	33.3	0.04	3.683	40.1	CLEAR	NONE
1213	0.6	120	10.89	-154.86	6.02	21.3	146.81	1.395	0.4	CLEAR	NONE
1218	1.4	160	10.89	-162.69	6.05	20.4	150.16	0.961	0.1	CLEAR	NONE
1223	2.2	160	10.89	-163.60	6.01	20.1	136.57	0.650	0.3	CLEAR	NONE
1228	3.0	160	10.89	-165.83	6.09	20.0	144.50	0.482	0.8	CLEAR	NONE
1233	3.8	160	10.89	-168.99	6.06	20.0	138.70	0.322	3.5	CLEAR	NONE
1238	4.6	160	10.89	-168.37	6.04	19.9	141.79	0.568	0	CLEAR	NONE
1243	5.4	160	10.89	-172.95	6.07	19.9	146.48	0.693	0.4	CLEAR	NONE
1248	6.2	160	10.89	-171.92	6.04	19.7	142.49	0.619	0.9	CLEAR	NONE
1253	7.0	160	10.89	-173.28	6.06	19.7	145.19	0.410	0.3	CLEAR	NONE

WELL CAPACITY (Gallons Per Foot): **0.75"** = 0.02; **1"** = 0.04; **1.25"** = 0.06; **2"** = 0.16; **3"** = 0.37; **4"** = 0.65; **5"** = 1.02; **6"** = 1.47; **12"** = 5.88
TUBING INSIDE DIA. CAPACITY (Gal./Ft.): **1/8"** = 0.0006; **3/16"** = 0.0014; **1/4"** = 0.0026; **5/16"** = 0.004; **3/8"** = 0.006; **1/2"** = 0.010; **5/8"** = 0.016
PURGING EQUIPMENT CODES: **B** = Bailer; **BP** = Bladder Pump; **ESP** = Electric Submersible Pump; **PP** = Peristaltic Pump; **O** = Other (Specify)

*Parent Procedure, other procedures may reference this form in ETAPS. * Procedure # ROP-06-007

Electronically approved records are authenticated in the electronic document management system.
Information included in this material is proprietary and confidential and cannot be disclosed or used for any reason beyond the intended purpose without the prior written consent of Westinghouse Electric Company LLC.
© 2021 Westinghouse Electric Company LLC. All Rights Reserved.

SAMPLING DATA

WELL No: 124	SAMPLED BY (PRINT) / AFFILIATION: Randy Crews		
SAMPLER(S) SIGNATURE(S): RCrews		SAMPLING START TIME: 1255	SAMPLING END TIME: 1315
TUBING MATERIAL CODE: T	PUMP OR TUBING DEPTH IN WELL (feet): 28.5		DUPLICATE: Y (N)
FIELD DECONTAMINATION: PUMP Acetone (Y) N	TUBING Y (N) (replaced)		SAMPLE COLLECTION METHOD: Low Flow

FIELD EQUIPMENT USED:	FIELD EQUIPMENT USED:	REMARKS:
MAKE:	MAKE:	
MODEL:	MODEL:	
SERIAL NO:	SERIAL NO:	

MATERIAL CODES: AG = Amber Glass; CG = Clear Glass; HDPE = High Density Polyethylene; LDPE = Low Density Polyethylene; PP = Polypropylene; S = Silicone; T = Teflon; O = Other (Specify)

NOTES:
1. STABILIZATION CRITERIA FOR RANGE OF VARIATION OF LAST THREE CONSECUTIVE READINGS:
   pH: + 1.0 units **Temperature**: + 3% **Specific Conductance**: + 3% **Dissolved Oxygen**: optionally, + 0.2 mg/L or + 10% (whichever is greater) **ORP**: + 10 mV
   Turbidity: all readings < 20 NTU; optionally + 5 NTU or + 10% (whichever is greater)

SAMPLED? Y OR N	# of bottles	Size	Material	Preservative	Preservative Lot Number	Analysis	Preferred Lab
Y	1	250 ml	Plastic	H_2SO_4	2Xe168	Ammonia	WEC Chem Lab
Y	1	250 ml	Plastic	N/A		Conductivity[a]	WEC Chem Lab
						Fluoride[a]	
Y	1	250 ml	Plastic	N/A		Nitrate	Shealy
Y	3	50 ml	Glass vial	Vendor[b]		VOC	Shealy
N	2	250 ml	Glass-amber	N/A		SVOC[d]	Shealy
N	1	250 ml	Plastic	N/A		Tritium[c]	GEL
Y	2	1 liter	Plastic	HNO_3	201942	Gamma Spec[c]	GEL
						Gross Alpha	GEL
						Gross Beta	
						Isotopic U (α Spec)	
						Isotopic U (ICP-MS)	
						Total U (ICP-MS)	
						Tc-99 (liquid scint)	

Notes: [a] Ensure there is no headspace in the bottle.
[b] Glass vials for VOC collection are acidified by the vendor supplying the vials.
[c] Tritium and Gamma Spec Analysis are only performed on Wells W-7, W-10, W-13, W-15, W-16, W-18, W-22, W-24, W-26, W-29, W-30, W-32, W-33, W-39, W-41, W-43, W-44, W-47, W-48, and W-RW2 per NPDES SC0001848 requirements.
[d] SVOC analysis is only performed on Wells W-26, W-41, W-48, and W-RW2 per NPDES SC0001848 requirements.

Retain form in area for 1 year, in Records Room - 3 years and offsite - 57 years.

© 2021 Westinghouse Electric Company LLC.
All Rights Reserved.
Westinghouse Proprietary Class 2
PRINTED COPIES ARE UNCONTROLLED

Low Flow Groundwater Sample Collection Record

WELL NO: W-125	SAMPLE ID: W-125-2021-Q4	DATE: 10-25-21
TOTAL WELL LENGTH (feet) (A): 47.33	WATER TABLE DEPTH (feet) (B): 10.95	LENGTH OF WATER COLUMN (feet) (A-B): 36.38
CASING DIAMATER / MATL (inches): 2" / PVC	WELL SCREEN INTERVAL DEPTH: 40 feet to 45 feet	CALCULATED SYSTEM VOLUME: 5.93

PURGING DATA

	TUBING DIAMETER (inches): 1/4		PURGE PUMP TYPE OR BAILER: PERISTALTIC
INITIAL PUMP OR TUBING DEPTH IN WELL (feet): 45	FINAL PUMP OR TUBING DEPTH IN WELL (feet):	PURGING START TIME: 1150	PURGING END TIME: 1213 / TOTAL VOLUME PURGED (gallons): 2.80

TIME (24 HR)	CUMUL. VOLUME PURGED (gallons) LITERS	PURGE RATE (gpm) mL Pm	DEPTH TO WATER (feet)	ORP (mV)	pH (standard units)	TEMP. (°C)	SPEC. COND. (circle units) µmhos/cm or µS/cm	DISSOLVED OXYGEN (circle units) mg/L or % saturation	TURBIDITY (NTUs)	COLOR (describe) LITERS	ODOR (describe)
1153	INITIAL	140	10.97	-97.33	6.38	19.68	382.15	1.58	7.34	CLEAR	NO
1158	0.70	140	10.97	-109.74	6.24	19.27	393.26	0.41	4.61	"	"
1203	1.40	140	10.97	-117.90	6.23	19.18	394.66	0.33	5.73	"	"
1208	2.10	140	10.97	-124.85	6.26	19.13	394.12	0.22	9.56		"
1213	2.80	140	10.97	-122.72	6.15	19.14	396.47	0.20	6.42	"	"

WELL CAPACITY (Gallons Per Foot): **0.75"** = 0.02; **1"** = 0.04; **1.25"** = 0.06; **2"** = 0.16; **3"** = 0.37; **4"** = 0.65; **5"** = 1.02; **6"** = 1.47; **12**
TUBING INSIDE DIA. CAPACITY (Gal./Ft.): **1/8"** = 0.0006; **3/16"** = 0.0014; **1/4"** = 0.0026; **5/16"** = 0.004; **3/8"** = 0.006; **1/2"** = 0.010; **5**
PURGING EQUIPMENT CODES: **B** = Bailer; **BP** = Bladder Pump; **ESP** = Electric Submersible Pump; **PP** = Peristaltic Pump; **O** = Oth

*Parent Procedure, other procedures may reference this form in ETAPS. * Procedure # ROP-06-007

Electronically approved records are authenticated in the electronic document management system.
Information included in this material is proprietary and confidential and cannot be disclosed or used for any reason beyond the intended purpose without the prior written consent of Westinghouse Electric Company LLC.
© 2021 Westinghouse Electric Company LLC. All Rights Reserved.

SAMPLING DATA

WELL No: W-125	SAMPLED BY (PRINT) / AFFILIATION: James Leathart / Accom		
SAMPLER(S) SIGNATURE(S): [signature]		SAMPLING START TIME: 1215	SAMPLING END TIME: 1237
TUBING MATERIAL CODE: T	PUMP OR TUBING DEPTH IN WELL (feet): 45	DUPLICATE: Y (N)	
FIELD DECONTAMINATION: PUMP Y (N) TUBING (Y) N (replaced)		SAMPLE COLLECTION METHOD: Peristaltic	

FIELD EQUIPMENT USED:	FIELD EQUIPMENT USED:	REMARKS:
MAKE: INSITU	MAKE: Solinst	
MODEL: Troll 600	MODEL: 107	
SERIAL NO: 808958	SERIAL NO: 56924	

MATERIAL CODES: **AG** = Amber Glass; **CG** = Clear Glass; **HDPE** = High Density Polyethylene; **LDPE** = Low Density Polyethylene; **PP** = Polypropylene; **S** = Silicone; **T** = Teflon; **O** = Other (Specify)

NOTES:
1. STABILIZATION CRITERIA FOR RANGE OF VARIATION OF LAST THREE CONSECUTIVE READINGS:
pH: + 1.0 units **Temperature**: + 3% **Specific Conductance**: + 3% **Dissolved Oxygen**: optionally, + 0.2 mg/L or + 10% (whichever is greater) **ORP**: + 10 mV
Turbidity: all readings < 20 NTU; optionally + 5 NTU or + 10% (whichever is greater)

SAMPLED? Y OR N	# of bottles	Size	Material	Preservative	Preservative Lot Number	Analysis	Preferred Lab
Y	1	250 ml	Plastic	H_2SO_4	206168	Ammonia	WEC Chem Lab
Y	1	250 ml	Plastic	N/A		Conductivity[a]	WEC Chem Lab
						Fluoride[a]	
Y	1	250 ml	Plastic	N/A		Nitrate	Shealy
Y	3	50 ml	Glass vial	Vendor[b]		VOC	Shealy
N	2	250 ml	Glass-amber	N/A		SVOC[d]	Shealy
N	1	250 ml	Plastic	N/A		Tritium[c]	GEL
Y	2	1 liter	Plastic	HNO_3	207555	Gamma Spec[c]	GEL
						Gross Alpha	GEL
						Gross Beta	
						Isotopic U (α Spec)	
						Isotopic U (ICP-MS)	
						Total U (ICP-MS)	
						Tc-99 (liquid scint)	

Notes: [a] Ensure there is no headspace in the bottle.
[b] Glass vials for VOC collection are acidified by the vendor supplying the vials.
[c] Tritium and Gamma Spec Analysis are only performed on Wells W-7, W-10, W-13, W-15, W-16, W-18, W-22, W-24, W-26, W-29, W-30, W-32, W-33, W-39, W-41, W-43, W-44, W-47, W-48, and W-RW2 per NPDES SC0001848 requirements.
[d] SVOC analysis is only performed on Wells W-26, W-41, W-48, and W-RW2 per NPDES SC0001848 requirements.

Retain form in area for 1 year, in Records Room - 3 years and offsite - 57 years.

© 2021 Westinghouse Electric Company LLC.
All Rights Reserved.
Westinghouse Proprietary Class 2
PRINTED COPIES ARE UNCONTROLLED

Low Flow Groundwater Sample Collection Record

WELL NO: 126	SAMPLE ID: W-126-2021-Q4	DATE: 10/25/21
TOTAL WELL LENGTH (feet) (A): 46.32	WATER TABLE DEPTH (feet) (B): 9.05	LENGTH OF WATER COLUMN (feet) (A-B): 37.27
CASING DIAMATER / MATL (inches): 2"	WELL SCREEN INTERVAL DEPTH: 37.5 feet to 42.5 feet	CALCULATED SYSTEM VOLUME: 6.0

PURGING DATA

	TUBING DIAMETER (inches): 1/4		PURGE PUMP TYPE OR BAILER: PP
INITIAL PUMP OR TUBING DEPTH IN WELL (feet): 40.0	FINAL PUMP OR TUBING DEPTH IN WELL (feet): 40.0	PURGING START TIME: 0946	PURGING END TIME: 1013	TOTAL VOLUME PURGED (gallons): 4.5

TIME (24 HR)	CUMUL. VOLUME PURGED (gallons)	PURGE RATE (gpm)	DEPTH TO WATER (feet)	ORP (mV)	pH (standard units)	TEMP. (°C)	SPEC. COND. (circle units) µmhos/cm or µS/cm	DISSOLVED OXYGEN (circle units) mg/L or % saturation	TURBIDITY (NTUs)	COLOR (describe)	ODOR (describe)
0948	0	180	9.08	-186.33	6.25	19.9	293.38	2.157	307	cloudy	NONE
0953	0.9	180	9.08	-205.75	6.32	19.4	327.42	1.020	49	clear-ish	NONE
0958	~~1.8~~ 1.8	180	9.08	-214.20	6.36	19.4	330.09	0.355	31	clear	NONE
1003	2.7	180	9.08	-221.39	6.41	19.3	333.85	0.250	18	clear	NONE
1008	3.6	180	9.08	-226.64	6.45	19.3	335.26	0.211	15	clear	NONE
1013	4.5	180	9.08	-228.74	6.46	19.3	336.37	0.274	12	clear	NONE

WELL CAPACITY (Gallons Per Foot): **0.75"** = 0.02; **1"** = 0.04; **1.25"** = 0.06; **2"** = 0.16; **3"** = 0.37; **4"** = 0.65; **5"** = 1.02; **6"** = 1.47; **12"** = 5.88
TUBING INSIDE DIA. CAPACITY (Gal./Ft.): **1/8"** = 0.0006; **3/16"** = 0.0014; **1/4"** = 0.0026; **5/16"** = 0.004; **3/8"** = 0.006; **1/2"** = 0.010; **5/8"** = 0.016
PURGING EQUIPMENT CODES: **B** = Bailer; **BP** = Bladder Pump; **ESP** = Electric Submersible Pump; **PP** = Peristaltic Pump; **O** = Other (Specify)

*Parent Procedure, other procedures may reference this form in ETAPS. * Procedure # ROP-06-007

Electronically approved records are authenticated in the electronic document management system.
Information included in this material is proprietary and confidential and cannot be disclosed or used for any reason beyond the intended purpose without the prior written consent of Westinghouse Electric Company LLC.
© 2021 Westinghouse Electric Company LLC. All Rights Reserved.

Westinghouse Proprietary Class 2
PRINTED COPIES ARE UNCONTROLLED

SAMPLING DATA

WELL No: 126	SAMPLED BY (PRINT) / AFFILIATION: Randy Crews		
SAMPLER(S) SIGNATURE(S): R Crews		SAMPLING START TIME: 1016	SAMPLING END TIME: 1034
TUBING MATERIAL CODE: T	PUMP OR TUBING DEPTH IN WELL (feet): 40.0	DUPLICATE: Y (N)	
FIELD DECONTAMINATION: PUMP Y (N) TUBING Y (N) (replaced)		SAMPLE COLLECTION METHOD: Low flow	

FIELD EQUIPMENT USED:	FIELD EQUIPMENT USED:	REMARKS:
MAKE:	MAKE:	
MODEL:	MODEL:	
SERIAL NO:	SERIAL NO:	

MATERIAL CODES: AG = Amber Glass; CG = Clear Glass; HDPE = High Density Polyethylene; LDPE = Low Density Polyethylene; PP = Polypropylene; S = Silicone; T = Teflon; O = Other (Specify)

NOTES:
1. STABILIZATION CRITERIA FOR RANGE OF VARIATION OF LAST THREE CONSECUTIVE READINGS:
   pH: + 1.0 units **Temperature**: + 3% **Specific Conductance**: + 3% **Dissolved Oxygen**: optionally, + 0.2 mg/L or + 10% (whichever is greater) **ORP**: + 10 mV
   Turbidity: all readings < 20 NTU; optionally + 5 NTU or + 10% (whichever is greater)

SAMPLED? Y OR N	# of bottles	Size	Material	Preservative	Preservative Lot Number	Analysis	Preferred Lab
Y	1	250 ml	Plastic	H_2SO_4	206168	Ammonia	WEC Chem Lab
Y	1	250 ml	Plastic	N/A		Conductivity[a]	WEC Chem Lab
						Fluoride[a]	
Y	1	250 ml	Plastic	N/A		Nitrate	Shealy
Y	3	50 ml	Glass vial	Vendor[b]		VOC	Shealy
N	2	250 ml	Glass-amber	N/A		SVOC[d]	Shealy
N	1	250 ml	Plastic	N/A		Tritium[c]	GEL
Y	2	1 liter	Plastic	HNO_3	201942	Gamma Spec[c]	GEL
						Gross Alpha	GEL
						Gross Beta	
						Isotopic U (α Spec)	
						Isotopic U (ICP-MS)	
						Total U (ICP-MS)	
						Tc-99 (liquid scint)	

Notes: [a] Ensure there is no headspace in the bottle.
[b] Glass vials for VOC collection are acidified by the vendor supplying the vials.
[c] Tritium and Gamma Spec Analysis are only performed on Wells W-7, W-10, W-13, W-15, W-16, W-18, W-22, W-24, W-26, W-29, W-30, W-32, W-33, W-39, W-41, W-43, W-44, W-47, W-48, and W-RW2 per NPDES SC0001848 requirements.
[d] SVOC analysis is only performed on Wells W-26, W-41, W-48, and W-RW2 per NPDES SC0001848 requirements.

Retain form in area for 1 year, in Records Room - 3 years and offsite - 57 years.

© 2021 Westinghouse Electric Company LLC.
All Rights Reserved.

Westinghouse Proprietary Class 2
PRINTED COPIES ARE UNCONTROLLED